













Results Matrix

Outcomes										
Outcome:		1 Mandate for an expansion of the scope of the Pilot Program								
Indicators		Flags*	Unit of Measure	Baseline	Baseline Year	Means of verification	2025		2026	EOP
1.1 Pilot Program Phase II in execution			Reports	0.00	2024	Reports published	P	2.00	2.00	4.00
							P(a)	2.00	2.00	4.00
							A			
Outcome:		2 Strengthened theory of change of the IDB CLIMA Pilot Program								
Indicators		Flags*	Unit of Measure	Baseline	Baseline Year	Means of verification	2025		2026	EOP
2.1 Impact of IDB CLIMA projects validated			Reports	0.00	2024	IDB CLIMA Reports	P	2.00	2.00	4.00
							P(a)	2.00	2.00	4.00
							A			
Outcome:		3 Operationalization of a second phase, including donor contribution								
Indicators		Flags*	Unit of Measure	Baseline	Baseline Year	Means of verification	2025		2026	EOP
3.1 Multidonor fund established			Guidelines	0.00	2024	Guidelines creating a MDTF	P	0.00	1.00	1.00
							P(a)	0.00	1.00	1.00
							A			

 CRF Indicator

Outputs: Annual Physical and Financial Progress

1 Strengthening of the IDB CLIMA Pilot Program's Vertical Logic						Physical Progress				Financial Progress						
Outputs	Output Description	Unit of Measure	Baseline	Baseline Year	Means of verification	2025		2026	EOP	2025		2026	EOP	Theme	Fund	Flags
1.1 Technical notes created	Technical note published on the Green Transition Framework	Notes (#)	0	2024	Consultancy Deliverables	P	1	2	3	P	85000	105000	190000	Sustainable Energy and Climate Change	W2A	
						P(a)	1	2	3	P(a)	85000	105000	190000			
						A				A						
1.2 Methodologies designed/strengthened	Strengthening of the IDB CLIMA instruments (GTF Questionnaire and Roadmap)	Methodologies (#)	0	2024	Consultancy Deliverables	P	1	3	4	P	105000	170000	275000	Sustainable Energy and Climate Change	W2A	
						P(a)	1	3	4	P(a)	105000	170000	275000			
						A				A						
2 Deployment of the IDB CLIMA MEL approach						Physical Progress				Financial Progress						
Outputs	Output Description	Unit of Measure	Baseline	Baseline Year	Means of verification	2025		2026	EOP	2025		2026	EOP	Theme	Fund	Flags
2.1 Monitoring and Evaluation Plan developed	Monitoring and evaluation of pilot projects and semi annual reports	Plans (#)	0	2024	Consultancy Deliverables	P	2	3	5	P	75000	65000	140000	Sustainable Energy and Climate Change	W2A	
						P(a)	2	3	5	P(a)	75000	65000	140000			
						A				A						
2.2 Technical notes created	Technical note with the vertical logic of the Multi Donor Trust Fund published	Notes (#)	0	2024	Consultancy Deliverables	P	1		1	P	20000	0	20000	Sustainable Energy and Climate Change	W2A	
						P(a)	1		1	P(a)	20000	0	20000			
						A				A						
2.3 Training workshops delivered	Training workshops on the IDB CLIMA MEL approach delivered	Workshops (#)	0	2024	Consultancy Deliverables	P		4	4	P	0	45000	45000	Sustainable Energy and Climate Change	W2A	
						P(a)		4	4	P(a)	0	45000	45000			
						A				A						
3 Research activities to support the development of a second phase of the IDB CLIMA Pilot Program						Physical Progress				Financial Progress						
Outputs	Output Description	Unit of Measure	Baseline	Baseline Year	Means of verification	2025		2026	EOP	2025		2026	EOP	Theme	Fund	Flags
3.1 Operational manuals developed	Green Transition Framework designed including sectoral guidelines	Manuals (#)	0	2024	Consultancy Deliverables	P	6	1	7	P	145000	150000	295000	Sustainable Energy and Climate Change	W2A	
						P(a)	6	1	7	P(a)	145000	150000	295000			
						A				A						
3.2 Training workshops delivered	IDB training workshops delivered	Workshops (#)	0	2024	Consultancy Deliverables	P	0	7	7	P	0	25000	25000	Sustainable Energy and Climate Change	W2A	
						P(a)	0	7	7	P(a)	0	25000	25000			
						A				A						
4 Development of the Proposal for a Second Phase of the IDB CLIMA Pilot Program						Physical Progress				Financial Progress						
Outputs	Output Description	Unit of Measure	Baseline	Baseline Year	Means of verification	2025		2026	EOP	2025		2026	EOP	Theme	Fund	Flags
4.1 Technical notes created	Research Conducted	Notes (#)	0	2024	Consultancy Deliverables	P	0	1	1	P	45000	25000	70000	Sustainable Energy and Climate Change	W2A	
						P(a)	0	1	1	P(a)	45000	25000	70000			
						A				A						
4.2 Tools designed/strengthened	Communication toolkit developed	Tools (#)	0	2024	Consultancy Deliverables	P	0	1	1	P	0	30000	30000	Sustainable Energy and Climate Change	W2A	
						P(a)	0	1	1	P(a)	0	30000	30000			
						A				A						
5 Training and capacity building activities						Physical Progress				Financial Progress						
Outputs	Output Description	Unit of Measure	Baseline	Baseline Year	Means of verification	2025		2026	EOP	2025		2026	EOP	Theme	Fund	Flags
5.1 Training products developed	Training materials developed	Products (#)	0	2024	Consultancy Deliverables	P	2	4	6	P	20000	40000	60000	Climate Change	W2A	
						P(a)	2	4	6	P(a)	20000	40000	60000			
						A				A						
5.2 Strategies designed	Communication strategy developed	Strategies (#)	0	2024	Consultancy Deliverables	P	0	1	1	P	0	120000	120000	Sustainable Energy and Climate Change	W2A	
						P(a)	0	1	1	P(a)	0	120000	120000			
						A				A						
5.3 Training workshops delivered	Training workshops delivered	Workshops (#)	0	2024	Consultancy Deliverables	P	2	4	6	P	60000	120000	180000	Sustainable Energy and Climate Change	W2A	
						P(a)	2	4	6	P(a)	60000	120000	180000			
						A				A						

Other Cost

Total Cost

	2025	2026	Total Cost
P	\$555,000.00	\$895,000.00	\$1,450,000.00
P(a)	\$555,000.00	\$895,000.00	\$1,450,000.00
A			