











Results Matrix

Outcomes		
Outcome:	1 A platform synthesizing the results of the adaptive social protection maturity model will be available as a d	
Outcome:	2 At least two countries will adopt a digital platform to monitor public spending on climate adaptation and ent in their Ministries of Finance or Planning	



Outputs: Annual Physical and Financial Progress

1 Information for Disaster Resilience						Physical Progress					Financial Progress					Theme			Fund	Flags
Outputs	Output Description	Unit of Measure	Baseline	Baseline Year	Means of verification		2025	2026	2027	EOP		2025	2026	2027	EOP					
1.1 Virtual platforms designed	Risk calculation platform -RIK HUB	Platforms (#)	0	2025	On line platform	P	0	0	1	1	P	100000	100000	75000	275000	Disaster Prevention	W2A			
						P(a)	0	0	1	1	P(a)	100000	100000	75000	275000					
						A					A									
1.2 Pilot interventions implemented	Pilot projects for the development of impact-based forecasts and piloting of dissemination systems in agriculture	Pilots (#)	0	2025	Reports of the pilots	P	1	1	0	2	P	50000	50000	0	100000	Disaster Prevention	W2A			
						P(a)	1	1	0	2	P(a)	50000	50000	0	100000					
						A					A									
1.3 Support countries in adopting public expenditure tracking systems on resilience, and disaster risk management		Countries (#)	0	2025	Report identifying and labelling public expenditure on climate adaptation and DRM in public investment systems	P	0	1	1	2	P	40000	40000	20000	100000	Disaster Prevention	W2A			
						P(a)	0	1	1	2	P(a)	40000	40000	20000	100000					
						A					A									
1.4 Virtual platforms designed	Platform with the results of the implementation and monitoring of adaptive social protection maturity model	Platforms (#)	0	2025	On line platform	P	0	1	0	1	P	20000	20000	0	40000	Disaster Prevention	W2A			
						P(a)	0	1	0	1	P(a)	20000	20000	0	40000					
						A					A									
1.5 Action plans designed	Action plans and investment in adaptive social protection including investment in information systems, surveillance systems	Action Plans (#)	0	2025	Action plans reports	P	0	0	1	1	P	35000	40000	5000	80000	Disaster Prevention	W2A			
						P(a)	0	0	1	1	P(a)	35000	40000	5000	80000					
						A					A									
1.6 Networks/communities of practice established	Network for the exchange of good practices and experiences in adaptive social protection	Networks (#)	0	2025	Final Report (submitted by consultant)	P	0	0	1	1	P	30000	30000	20000	80000	Social Development	W2A			
						P(a)	0	0	1	1	P(a)	30000	30000	20000	80000					
						A					A									
1.7 Training products developed	Diagnosis of training needs and existing programs	Products (#)	0	2025	Report of diagnosis of training needs and existing programs	P	1	0	0	1	P	50000	0	0	50000	Disaster Prevention	W2A			
						P(a)	1	0	0	1	P(a)	50000	0	0	50000					
						A					A									
1.8 Diagnostics and assessments completed	Mapping of subregional and regional initiatives for disaster risk management.	Diagnostics (#)	0	2025	Report of mapping of subregional and regional initiatives for disaster risk management.	P	1	0	0	1	P	50000	0	0	50000	Disaster Prevention	W2A			
						P(a)	1	0	0	1	P(a)	50000	0	0	50000					
						A					A									
2 Regional Disaster Response Alliance						Physical Progress					Financial Progress					Theme			Fund	Flags
Outputs	Output Description	Unit of Measure	Baseline	Baseline Year	Means of verification		2025	2026	2027	EOP		2025	2026	2027	EOP					
2.1 Response mechanisms and pre-positioning of supplies and services		#	0	2025	Report of Coordination of the Regional Alliance for Disaster Response	P	0	0	1	1	P	150000	100000	50000	300000	Disaster Response	W2A			
						P(a)	0	0	1	1	P(a)	150000	100000	50000	300000					
						A					A									
3 Financial solutions						Physical Progress					Financial Progress					Theme			Fund	Flags
Outputs	Output Description	Unit of Measure	Baseline	Baseline Year	Means of verification		2025	2026	2027	EOP		2025	2026	2027	EOP					
3.1 Resilience bonds designed		#	0	2025	Final Report (submitted by consultant) to structure the issuance of Resilience Bonds against the risk of disasters	P	0	1	1	2	P	100000	100000	0	200000	Disaster Prevention	W2A			
						P(a)	0	1	1	2	P(a)	100000	100000	0	200000					
						A					A									
3.2 Virtual platforms designed	Launch of a knowledge platform on risk transfer and public infrastructure insurance	Platforms (#)	0	2025	Online Platform	P	0	1	0	1	P	50000	50000	0	100000	Disaster Prevention	W2A			
						P(a)	0	1	0	1	P(a)	50000	50000	0	100000					
						A					A									
3.3 Diagnostics and assessments completed	Diagnosis for the region in the adoption of agricultural insurance and public infrastructure coverage	Diagnostics (#)	0	2025	Final Report (submitted by consultant)	P	0	1	0	1	P	50000	50000	0	100000	Disaster Prevention	W2A			
						P(a)	0	1	0	1	P(a)	50000	50000	0	100000					
						A					A									

Other Cost

Total Cost

	2025	2026	2027	Total Cost
P	\$725,000.00	\$580,000.00	\$170,000.00	\$1,475,000.00
P(a)	\$725,000.00	\$580,000.00	\$170,000.00	\$1,475,000.00
A				