









Results Matrix

Outcomes

Outcome:	1 Increasing physical connectivity in Paraguay by supporting the development of pre-investment studies for the construction of the Bioceanic Corridor											
Indicators	Flags*	Unit of Measure	Baseline	Baseline Year	Means of verification		2025	2026	2027	2028	2029	EOP
1.1 Pre-investment studies for the construction project of the Bioceanic Corridor		#	0.00	2024	Report completed	P	0.00	0.00	0.00	0.00	1.00	1.00
						P(a)	0.00	0.00	0.00	0.00	1.00	1.00
						A						

 CRF Indicator

Outputs: Annual Physical and Financial Progress

1 Technical studies						Physical Progress							Financial Progress									
Outputs	Output Description	Unit of Measure	Baseline	Baseline Year	Means of verification	2025	2026	2027	2028	2029	EOP	2025	2026	2027	2028	2029	EOP	Theme	Fund	Flags		
1.1 Prefeasibility Studies undertaken	Consultancy for the analysis of the Paraguay - Paraná waterway	Studies (#)	0	2025	Studies completed	P	0	0	1	0	0	1	P	20000	40000	40000	0	0	100000	Sustainable Infrastructure	W2F	
						P(a)	0	0	1	0	0	1	P(a)	20000	40000	40000	0	0	100000			
						A							A									
1.2 Prefeasibility Studies undertaken	Consulting for the geometric design of the Bioceanic Corridor	Studies (#)	0	2025	Studies completed	P	1	0	0	0	0	1	P	70000	0	0	0	0	70000	Sustainable Infrastructure	W2F	
						P(a)	1	0	0	0	0	1	P(a)	70000	0	0	0	0	70000			
						A							A									
1.3 Prefeasibility Studies undertaken	Consultancy for the analysis of border crossing Brazil - Paraguay	Studies (#)	0	2025	Studies completed	P	0	0	1	0	0	1	P	0	0	50000	0	0	50000	Sustainable Infrastructure	W2F	
						P(a)	0	0	1	0	0	1	P(a)	0	0	50000	0	0	50000			
						A							A									
1.4 Prefeasibility Studies undertaken	Consultancy for the analysis of innovative financial mechanisms that promote nature conservation associated with road	Studies (#)	0	2025	Studies completed	P	1	0	0	0	0	1	P	30000	0	0	0	0	30000	Sustainable Infrastructure	W2F	
						P(a)	1	0	0	0	0	1	P(a)	30000	0	0	0	0	30000			
						A							A									
1.5 Supervision reports completed	Consultancy for road safety audit	Reports (#)	0	2025	Report completed	P	0	0	0	0	1	1	P	0	0	0	35000	35000	70000	Sustainable Infrastructure	W2F	
						P(a)	0	0	0	0	1	1	P(a)	0	0	0	35000	35000	70000			
						A							A									
2 Evaluation of the potential of the bioceanic corridor						Physical Progress							Financial Progress									
Outputs	Output Description	Unit of Measure	Baseline	Baseline Year	Means of verification	2025	2026	2027	2028	2029	EOP	2025	2026	2027	2028	2029	EOP	Theme	Fund	Flags		
2.1 Prefeasibility Studies undertaken	Consultancy for the analysis of the potential use of the Bioceanic Corridor	Studies (#)	0	2025	Studies completed	P	0	0	0	1	0	1	P	0	80000	70000	100000	0	250000	Sustainable Infrastructure	W2F	
						P(a)	0	0	0	1	0	1	P(a)	0	80000	70000	100000	0	250000			
						A							A									
3 Cross-cutting aspects of gender, diversity and inclusion						Physical Progress							Financial Progress									
Outputs	Output Description	Unit of Measure	Baseline	Baseline Year	Means of verification	2025	2026	2027	2028	2029	EOP	2025	2026	2027	2028	2029	EOP	Theme	Fund	Flags		
3.1 Prefeasibility Studies undertaken	Consultancy for the analysis of gaps and opportunities for women within the framework of the Bioceanic Route	Studies (#)	0	2025	Studies completed	P	0	1	0	0	0	1	P	7500	7500	0	0	0	15000	Gender and Diversity	W2F	
						P(a)	0	1	0	0	0	1	P(a)	7500	7500	0	0	0	15000			
						A							A									
3.2 Prefeasibility Studies undertaken	Consultancy for the analysis of gaps and opportunities for indigenous people within the framework of the Bioceanic Route	Studies (#)	0	2025	Studies completed	P	0	1	0	0	0	1	P	7500	7500	0	0	0	15000	Gender and Diversity	W2F	
						P(a)	0	1	0	0	0	1	P(a)	7500	7500	0	0	0	15000			
						A							A									

Other Cost
------------

Total Cost

 CRF Indicator

 Standard Output Indicator

	2025	2026	2027	2028	2029	Total Cost
P	\$135,000.00	\$135,000.00	\$160,000.00	\$135,000.00	\$35,000.00	\$600,000.00
P(a)	\$135,000.00	\$135,000.00	\$160,000.00	\$135,000.00	\$35,000.00	\$600,000.00
A						