






Results Matrix

Outcomes

Outcome:	1 Enhanced road safety in Argentina through road safety plans and pilot interventions in intermediate cities										
Indicators	Flags*	Unit of Measure	Baseline	Baseline Year	Means of verification		2023	2024	2025	2026	EOP
1.1 Number of municipalities with road safety plans and pilot interventions designed		Number (#)	0.00	2023	Consultancy Report	P	0.00	0.00	0.00	3.00	3.00
						P(a)	0.00	0.00	0.00	3.00	3.00
						A	0.00				0.00
 CRF Indicator											

Outputs: Annual Physical and Financial Progress

1 Component 1: Road safety planning						Physical Progress					Financial Progress									
Outputs	Output Description	Unit of Measure	Baseline	Baseline Year	Means of verification		2023	2024	2025	2026	EOP		2023	2024	2025	2026	EOP	Theme	Fund	Flags
1.1 Action plans designed	Road safety plans for municipalities in intermediate cities with gender and diversity (PwD) perspective	Action Plans (#)	0	2023	Consultancy report	P	0	1	1	1	3	P	0	25000	25000	25000	75000	Sustainable Infrastructure	W2B	
						P(a)	0	1	1	1	3	P(a)	0	25000	25000	25000	75000			
						A	0				0	A	0				0			
2 Component 2: Road safety pilot interventions						Physical Progress					Financial Progress									
Outputs	Output Description	Unit of Measure	Baseline	Baseline Year	Means of verification		2023	2024	2025	2026	EOP		2023	2024	2025	2026	EOP	Theme	Fund	Flags
2.1 Pilot interventions designed	Low-cost and high-impact road safety intervention pilots	Pilots (#)	0	2023	Consultancy report	P	0	1	1	1	3	P	0	25000	25000	25000	75000	Sustainable Infrastructure	W2B	
						P(a)	0	1	1	1	3	P(a)	0	25000	25000	25000	75000			
						A	0				0	A	0				0			
3 Component 3: Knowledge dissemination						Physical Progress					Financial Progress									
Outputs	Output Description	Unit of Measure	Baseline	Baseline Year	Means of verification		2023	2024	2025	2026	EOP		2023	2024	2025	2026	EOP	Theme	Fund	Flags
3.1 Diagnostics and assessments completed	Observational diagnosis on road safety behaviors	Diagnostics (#)	0	2023	Consultancy report	P	0	0	0	1	1	P	0	0	0	35000	35000	Sustainable Cities	W2B	
						P(a)	0	0	0	1	1	P(a)	0	0	0	35000	35000			
						A	0				0	A	0				0			
3.2 Workshops organized	Launch of road safety plans in each city analyzed	Workshops (#)	0	2023	Consultancy report	P	0	1	1	1	3	P	0	5000	5000	5000	15000	Sustainable Cities	W2B	
						P(a)	0	1	1	1	3	P(a)	0	5000	5000	5000	15000			
						A	0				0	A	0				0			

Other Cost
------------

Total Cost

	2023	2024	2025	2026	Total Cost
P		\$55,000.00	\$55,000.00	\$90,000.00	\$200,000.00
P(a)		\$55,000.00	\$55,000.00	\$90,000.00	\$200,000.00
A					