












Results Matrix

Outcomes

Outcome:	1 Support for the institutionalization and improvement of SIGPRET, dependent of DIGER	
Outcome:	2 Strengthening of the capacities of the DIGER to operate the SIGPRET, and a better communication in	

 CRF Indicator

Outputs: Annual Physical and Financial Progress

1 Diagnosis of the development of SIGPRET						Physical Progress					Financial Progress					Theme			Fund	Flags
Outputs	Output Description	Unit of Measure	Baseline	Baseline Year	Means of verification		2023	2024	2025	EOP		2023	2024	2025	EOP					
1.1 Diagnostics and assessments completed	Mapping of SIGPRET Macroprocesses: Analysis of each macro-process and its digital supports	Diagnostics (#)	0	2023	TC execution report	P	1	0	0	1	P	20000	0	0	20000	Institutional Development	W2C			
						P(a)	1	0	0	0	P(a)	20000	0	0	0					
						A					A									
1.2 Diagnostics and assessments completed	SIGPRET gap analysis	Diagnostics (#)	0	2023	TC execution report	P	0	1	0	1	P	15000	0	0	15000	Institutional Development	W2C			
						P(a)	0	1	0	1	P(a)	15000	0	0	0					
						A					A									
1.3 Institutional development plan designed	SIGPRET improvement proposal	Plans (#)	0	2023	TC execution report	P	0	1	0	1	P	3000	12000	0	15000	Institutional Development	W2C			
						P(a)	0	1	0	1	P(a)	3000	12000	0	12000					
						A					A									
1.4 Training workshops delivered	Workshop on good practices for monitoring public policies	Workshops (#)	0	2023	TC execution report	P	0	1	0	1	P	0	20000	0	20000	Institutional Development	W2C			
						P(a)	0	1	0	1	P(a)	0	20000	0	20000					
						A					A									
2 Strengthening of SIGPRET functions and processes, and its associated capacities						Physical Progress					Financial Progress					Theme			Fund	Flags
Outputs	Output Description	Unit of Measure	Baseline	Baseline Year	Means of verification		2023	2024	2025	EOP		2023	2024	2025	EOP					
2.1 Methodologies designed/strengthened	Design of a methodological framework for data management and indicators, to strengthen the quality of performance data	Methodologies (#)	0	2023	TC execution report	P	0	1	0	1	P	0	15000	0	15000	Institutional Development	W2C			
						P(a)	0	1	0	1	P(a)	0	15000	0	15000					
						A					A									
2.2 Diagnostics and assessments completed	Support report for the implementation of the new design, to strengthen the quality of performance data	Diagnostics (#)	0	2023	TC execution report	P	0	0	1	1	P	0	6000	9000	15000	Institutional Development	W2C			
						P(a)	0	0	1	1	P(a)	0	6000	9000	15000					
						A					A									
2.3 Tools designed/strengthened	Redesign of SIGPRET processes and procedures, through: (i) Design of the goal and indicator setting process, and (ii) support for its implementation	Tools (#)	0	2023	TC execution report. It must be verified: (i) its design; and later (ii) support for its implementation	P	0	1	1	2	P	0	24500	10500	35000	Institutional Development	W2C			
						P(a)	0	1	1	2	P(a)	0	24500	10500	35000					
						A					A									
2.4 Training products developed	Strengthening of DIGER's human talent, through: (i) Design of a training plan, and (ii) support for its implementation	Products (#)	0	2023	TC execution report. It must be verified: (i) its design; and later (ii) support for its implementation	P	0	1	1	2	P	0	18000	27000	45000	Institutional Development	W2C			
						P(a)	0	1	1	2	P(a)	0	18000	27000	45000					
						A					A									
3 Strengthening of communication capacities in the DIGER for accountability						Physical Progress					Financial Progress					Theme			Fund	Flags
Outputs	Output Description	Unit of Measure	Baseline	Baseline Year	Means of verification		2023	2024	2025	EOP		2023	2024	2025	EOP					
3.1 Training workshops delivered	Workshop on good practices in communication of government results	Workshops (#)	0	2023	TC execution report. It must be verified: (i) its design; and later (ii) support for its implementation	P	1	0	0	1	P	15000	0	0	15000	Institutional Development	W2C			
						P(a)	1	0	0	0	P(a)	15000	0	0	0					
						A					A									
3.2 Strategies designed	Design of communication strategy for monitoring information	Strategies (#)	0	2023	TC execution report.	P	0	1	0	1	P	6000	9000	0	15000	Institutional Development	W2C			
						P(a)	0	1	0	1	P(a)	6000	9000	0	9000					
						A					A									
3.3 Strategies implemented	Implementation of DIGER's communication strategy, through: (i) Development of a public version of the	Strategies (#)	0	2023	TC execution report. It must be verified: (i) its design; and later (ii) support for its implementation	P	0	2	0	2	P	0	40000	0	40000	Institutional Development	W2C			
						P(a)	0	2	0	2	P(a)	0	40000	0	40000					
						A					A									

Other Cost

Total Cost

	2023	2024	2025	Total Cost
P	\$59,000.00	\$144,500.00	\$46,500.00	\$250,000.00
P(a)	\$59,000.00	\$144,500.00	\$46,500.00	\$191,000.00
A				

 CRF Indicator

 Standard Output Indicator