






Results Matrix

Outcomes		
Outcome:	1 Support the implementation of loan operation Support for Educational Recovery and Transformation (GY- ce to the executing agency in technical and operational aspects.	
		

Outputs: Annual Physical and Financial Progress

1 Component 1: Support for the physical and digital infrastructure component						Physical Progress					Financial Progress							
Outputs	Output Description	Unit of Measure	Baseline	Baseline Year	Means of verification		2023	2024	2025	EOP		2023	2024	2025	EOP	Theme	Fund	Flags
1.1 Diagnostics and assessments completed	Review of MOE's guidelines for school design and report on local materials and designs	Diagnostics (#)	0	2023	Consultant report	P	0	1	0	1	P	0	10000	0	10000	Education	W2E	
						P(a)	0	1	0	1	P(a)	0	10000	0	10000			
						A	0			0	A	0			0			
1.2 Tools designed/strengthened	TORs and bidding documents	Tools (#)	0	2023	Documents developed	P	0	1	0	1	P	0	50000	0	50000	Education	W2E	
						P(a)	0	1	0	1	P(a)	0	50000	0	50000			
						A	0			0	A							
1.3 Tools designed/strengthened	Assessment instrument to evaluate needs of schools designed	Tools (#)	0	2023	Assessment instrument	P	0	1	0	1	P	0	20000	0	20000	Education	W2E	
						P(a)	0	1	0	1	P(a)	0	20000	0	20000			
						A	0			0	A	0			0			
2 Component 2. Support for the inclusive education component						Physical Progress					Financial Progress							
Outputs	Output Description	Unit of Measure	Baseline	Baseline Year	Means of verification		2023	2024	2025	EOP		2023	2024	2025	EOP	Theme	Fund	Flags
2.1 Diagnostics and assessments completed	Format for the individual education plans (IEPs) revised	Diagnostics (#)	0	2023	Consultant report	P	0	1	0	1	P	0	20000	0	20000	Education	W2E	
						P(a)	0	1	0	1	P(a)	0	20000	0	20000			
						A	0			0	A	0			0			
3 Component 3. Support for the design of evaluations under loan GY-L1079						Physical Progress					Financial Progress							
Outputs	Output Description	Unit of Measure	Baseline	Baseline Year	Means of verification		2023	2024	2025	EOP		2023	2024	2025	EOP	Theme	Fund	Flags
3.1 Supervision reports completed	Reports on status of monitoring and evaluation	Reports (#)	0	2023	Consultant report	P	0	0	1	1	P	0	0	40000	40000	Education	W2E	
						P(a)	0	0	1	1	P(a)	0	0	40000	40000			
						A	0			0	A	0			0			

Other Cost
Contingency

	2023	2024	2025	Cost
P	\$2,000.00	\$4,000.00	\$4,000.00	\$10,000.00
P(a)	\$2,000.00	\$4,000.00	\$4,000.00	\$10,000.00
A	\$2,000.00			\$2,000.00

Total Cost

	2023	2024	2025	Total Cost
P	\$2,000.00	\$104,000.00	\$44,000.00	\$150,000.00
P(a)	\$2,000.00	\$104,000.00	\$44,000.00	\$150,000.00
A	\$2,000.00			\$2,000.00