














Results Matrix

Outcomes							
Outcome:	1 The countries of the region are able to exchange clinical data based on a defined interoperability framework						
Indicators	Flags*	Unit of Measure	Baseline	Baseline Year	Means of verification	EOP	
1.1 Number of countries with a successful exchange of clinical-healthcare data		Countries (#)	0.00	2020	Results Report of the PoC.	P	3.00
						P(a)	3.00
						A	
Outcome:	2 The countries of the region are able to exchange data for epidemiological surveillance in public health based on a roperability framework						
Indicators	Flags*	Unit of Measure	Baseline	Baseline Year	Means of verification	EOP	
2.1 Number of countries successfully exchanging public health surveillance data		Countries (#)	0.00	2020	Results Report of the PoC	P	3.00
						P(a)	3.00
						A	
Outcome:	3 The countries of the region are able to exchange data for telehealth interventions based on a defined k						
Indicators	Flags*	Unit of Measure	Baseline	Baseline Year	Means of verification	EOP	
3.1 Number of countries successfully exchanging data for Telehealth		Countries (#)	0.00	2020	Results Report of the PoC	P	3.00
						P(a)	3.00
						A	
							

Outputs: Annual Physical and Financial Progress

1 Interoperability and exchange of clinical summaries in LAC countries						Physical Progress						Financial Progress						Theme	Fund	Flags
Outputs	Output Description	Unit of Measure	Baseline	Baseline Year	Means of verification	2020	2021	2022	2023	EOP	2020	2021	2022	2023	EOP					
1.1 Operational manuals developed	Guidelines and protocols for the exchange of clinical care information	Manuals (#)	0	2020	Consultancy report	P	0	1	0	0	1	P	0	40000	0	0	40000	Institutional Development	RIN	
						P(a)	0	1	0	0	1	P(a)	0	40000	0	0	40000			
						A						A								
1.2 Tools designed/strengthened	Infostructure guidelines for the exchange of clinical care information	Tools (#)	0	2020	Consultancy report	P	0	0	1	0	1	P	0	35000	0	0	35000	Institutional Development	RIN	
						P(a)	0	0	1	0	1	P(a)	0	35000	0	0	35000			
						A						A								
1.3 Pilot interventions implemented	PoC for the exchange of clinical care summary	Pilots (#)	0	2020	PoC evaluation report	P	0	0	0	1	1	P	0	0	65000	0	65000	Institutional Development	RIN	
						P(a)	0	0	0	1	1	P(a)	0	0	65000	0	65000			
						A						A								
1.4 Technical notes created	Technical note on experiences, lessons learned and recommendations for the exchange of clinical care	Notes (#)	0	2020	Consultancy report	P	0	0	0	1	1	P	0	0	0	10000	10000	Institutional Development	RIN	
						P(a)	0	0	0	1	1	P(a)	0	0	0	10000	10000			
						A						A								
2 Interoperability and data exchange for public health surveillance in LAC countries						Physical Progress						Financial Progress						Theme	Fund	Flags
Outputs	Output Description	Unit of Measure	Baseline	Baseline Year	Means of verification	2020	2021	2022	2023	EOP	2020	2021	2022	2023	EOP					
2.1 Operational manuals developed	General framework for the integration of health care information systems with WHO/PAHO's information systems	Manuals (#)	0	2020	Consultancy report	P	0	1	0	0	1	P	0	40000	0	0	40000	Institutional Development	RIN	
						P(a)	0	1	0	0	1	P(a)	0	40000	0	0	40000			
						A						A								
2.2 Tools designed/strengthened	Guidelines for the standardization of information models	Tools (#)	0	2020	Consultancy report	P	0	1	0	0	1	P	0	35000	0	0	35000	Institutional Development	RIN	
						P(a)	0	1	0	0	1	P(a)	0	35000	0	0	35000			
						A						A								
2.3 Pilot interventions implemented	PoC for the integration of the healthcare registry with the WHO/PAHO's information systems	Pilots (#)	0	2020	PoC evaluation report	P	0	0	1	0	1	P	0	0	65000	0	65000	Institutional Development	RIN	
						P(a)	0	0	1	0	1	P(a)	0	0	65000	0	65000			
						A						A								
2.4 Technical notes created	Technical note on experiences, lessons learned and recommendations for information exchange for public health	Notes (#)	0	2020	Consultancy report	P	0	0	0	1	1	P	0	0	0	10000	10000	Institutional Development	RIN	
						P(a)	0	0	0	1	1	P(a)	0	0	0	10000	10000			
						A						A								
3 Telehealth in LAC countries						Physical Progress						Financial Progress						Theme	Fund	Flags
Outputs	Output Description	Unit of Measure	Baseline	Baseline Year	Means of verification	2020	2021	2022	2023	EOP	2020	2021	2022	2023	EOP					
3.2 Regulatory frameworks designed	Technical note on guidelines for the definition of a legal framework for the provision of telehealth services	Frameworks (#)	0	2020	Consultancy report	P	0	1	0	0	1	P	0	35000	0	0	35000	Institutional Development	RIN	
						P(a)	0	1	0	0	1	P(a)	0	35000	0	0	35000			
						A						A								
3.3 Tools designed/strengthened	Guidelines and protocols for the implementation of telehealth services, including aspects related to	Tools (#)	0	2020	Consultancy report	P	0	1	0	0	1	P	0	40000	0	0	40000	Institutional Development	RIN	
						P(a)	0	1	0	0	1	P(a)	0	40000	0	0	40000			
						A						A								
3.4 Pilot interventions implemented	PoC of telehealth services	Pilots (#)	0	2020	Consultancy report	P	0	0	1	0	1	P	0	0	65000	0	65000	Institutional Development	RIN	
						P(a)	0	0	1	0	1	P(a)	0	0	65000	0	65000			
						A						A								
3.5 Technical notes created	Technical note on experiences, lessons learned and recommendations for the implementation of telemedicine services	Notes (#)	0	2020	Consultancy report	P	0	0	1	0	1	P	0	0	0	10000	10000	Institutional Development	RIN	
						P(a)	0	0	1	0	1	P(a)	0	0	0	10000	10000			
						A						A								

Other Cost
Coordination, auditing, and evaluation

	2020	2021	2022	2023	Cost
P	\$0.00	\$60,000.00	\$60,000.00	\$80,000.00	\$200,000.00
P(a)	\$0.00	\$60,000.00	\$60,000.00	\$80,000.00	\$200,000.00
A					

Total Cost

	2020	2021	2022	2023	Total Cost
P		\$285,000.00	\$255,000.00	\$110,000.00	\$650,000.00
P(a)		\$285,000.00	\$255,000.00	\$110,000.00	\$650,000.00
A					