




Results Matrix

Outcomes

Outcome:	1 Desarrollo de procesos e iniciativas que fomenten de manera innovadora la integración regional en países del Cono Sur								
Indicators	Flags*	Unit of Measure	Baseline	Baseline Year	Means of verification		2023	2024	EOP
1.1 Strategies Designed		Strategies #	0.00	2022		P	1.00	1.00	2.00
						P(a)	1.00	1.00	
						A			
1.2 Diagnostics and assessments completed.		diagnostics	0.00	2022		P	1.00		
						P(a)	1.00		1.00
						A			
1.3 Training products		Reports #	0.00	2022		P	1.00	1.00	
						P(a)	1.00	1.00	2.00
						A			

 CRF Indicator

Outputs: Annual Physical and Financial Progress

1 Institutional strategies, Action Plans and Roadmaps						Physical Progress				Financial Progress						
Outputs	Output Description	Unit of Measure	Baseline	Baseline Year	Means of verification		2023	2024	EOP		2023	2024	EOP	Theme	Fund	Flags
1.1 Strategies designed	Strenghtening capacity and connectivity of South Cone Countries for its participation in productive chains. It is expected to strenghten	Strategies (#)	0	2022	consultant final report	P	1	1	2	P	50000	50000	100000	Regional Integration	W2D	
						P(a)	1	1	1	P(a)	50000	50000	50000			
						A				A						
2 Knowdelge Outputs. Analysis and Studies						Physical Progress				Financial Progress						
Outputs	Output Description	Unit of Measure	Baseline	Baseline Year	Means of verification		2023	2024	EOP		2023	2024	EOP	Theme	Fund	Flags
2.1 Diagnostics and assessments completed	Studies focus on South Cone Countries and its best practices on trade facilitation, Investment attraction and policies and procedures	Diagnostics (#)	0	2022	working paper	P	1		1	P	80000		80000	Regional Integration	W2D	
						P(a)	1		1	P(a)	80000		80000			
						A				A						
3 Pilot Interventions						Physical Progress				Financial Progress						
Outputs	Output Description	Unit of Measure	Baseline	Baseline Year	Means of verification		2023	2024	EOP		2023	2024	EOP	Theme	Fund	Flags
3.1 Workshops organized	Human Resources training to promote trade and investment, innovative technologies implementation to	Workshops (#)	0	2022	workshop agenda	P	1	1	2	P	60000	60000	120000	Regional Integration	W2D	
						P(a)	1	1	1	P(a)	60000	60000	60000			
						A				A						

Other Cost

Total Cost

	2023	2024	Total Cost
P	\$190,000.00	\$110,000.00	\$300,000.00
P(a)	\$190,000.00	\$110,000.00	\$190,000.00
A			

 CRF Indicator  Standard Output Indicator