





Results Matrix

Outcomes

| Outcome: | 1 Support for the Development of Agricultural Public Services in Ecuador (DAPS) | | | | | | | | |
|--|---|-----------------|----------|---------------|--|------|------|------|------|
| Indicators | Flags* | Unit of Measure | Baseline | Baseline Year | Means of verification | | 2025 | 2026 | EOP |
| 1.1 Technical studies (diagnostics and evaluations), action plans, training, and consulting that will allow for the definition | | #Studies | 0.00 | 2025 | Estudios aprobados en el marco de la cooperación técnica | P | 6.00 | 3.00 | 9.00 |
| | | | | | | P(a) | 6.00 | 3.00 | 9.00 |
| | | | | | | A | | | |

 CRF Indicator

Outputs: Annual Physical and Financial Progress

| 1 Innovación y Transferencia de Tecnología Agraria | | | | | | Physical Progress | | | | Financial Progress | | | | | | |
|--|--|------------------|----------|---------------|--------------------------|-------------------|------|------|-----|--------------------|--------|-------|--------|---|------|---|
| Outputs | Output Description | Unit of Measure | Baseline | Baseline Year | Means of verification | | 2025 | 2026 | EOP | | 2025 | 2026 | EOP | Theme | Fund | Flags |
| 1.1 Action plans designed | Action plan for the strengthening of R&D&I Systems, Transfer Systems, IT Systems, strategic management and | Action Plans (#) | 0 | 2025 | Final consultancy report | P | 3 | 2 | 5 | P | 90000 | 35000 | 125000 | Agricultural Productivity and Food Security | W2A |  |
| | | | | | | P(a) | 3 | 2 | 5 | P(a) | 90000 | 35000 | 125000 | | | |
| | | | | | | A | | | | A | | | | | | |
| 1.2 Workshops organized | Support for the implementation of loan operation EC-L1303 through preparation workshops and other activities | Workshops (#) | 0 | 2025 | Final project report | P | 1 | 0 | 1 | P | 2500 | 0 | 2500 | Agricultural Productivity and Food Security | W2A |  |
| | | | | | | P(a) | 1 | 0 | 1 | P(a) | 2500 | 0 | 2500 | | | |
| | | | | | | A | | | | A | | | | | | |
| 2 Servicios Fito- y Zoonosanitarios y de Inocuidad | | | | | | Physical Progress | | | | Financial Progress | | | | | | |
| Outputs | Output Description | Unit of Measure | Baseline | Baseline Year | Means of verification | | 2025 | 2026 | EOP | | 2025 | 2026 | EOP | Theme | Fund | Flags |
| 2.1 Action plans designed | Action plan for the strengthening of the IT System and Laboratory System, developed, process reengineering | Action Plans (#) | 0 | 2025 | Final consultancy report | P | 3 | 1 | 4 | P | 145000 | 25000 | 170000 | Agricultural Productivity and Food Security | W2A |  |
| | | | | | | P(a) | 3 | 1 | 4 | P(a) | 145000 | 25000 | 170000 | | | |
| | | | | | | A | | | | A | | | | | | |
| 2.2 Workshops organized | Support for the implementation of loan operation EC-L1303 through preparation workshops and other activities | Workshops (#) | 0 | 2025 | Final project report | P | 1 | 0 | 1 | P | 2500 | 0 | 2500 | Agricultural Productivity and Food Security | W2A |  |
| | | | | | | P(a) | 1 | 0 | 1 | P(a) | 2500 | 0 | 2500 | | | |
| | | | | | | A | | | | A | | | | | | |

Other Cost

Total Cost

| | 2025 | 2026 | Total Cost |
|------|--------------|-------------|--------------|
| P | \$240,000.00 | \$60,000.00 | \$300,000.00 |
| P(a) | \$240,000.00 | \$60,000.00 | \$300,000.00 |
| A | | | |