



## Second Emergency Food Security Support Project (P148886)

AFRICA | Guinea-Bissau | Agriculture Global Practice |  
 Recipient Executed Activities | Investment Project Financing | FY 2015 | Seq No: 2 | ARCHIVED on 22-Sep-2015 | ISR20579 |

Implementing Agencies: Ministry of Agriculture and Rural Development, World Food Programme

### Key Dates

#### Key Project Dates

Board Approval date:10-Oct-2014

Effectiveness Date:17-Feb-2015

Planned Mid Term Review Date:--

Actual Mid-Term Review Date:--

Original Closing Date:30-Jun-2015

Revised Closing Date:30-Sep-2015

### Project Development Objectives

Project Development Objective (from Project Appraisal Document)

The Project Development Objective is to improve food security of vulnerable populations, including children in selected areas in the Recipient territory.

Has the Project Development Objective been changed since Board Approval of the Project Objective?

No

### Components

Name

Component 1: Component 1- Support to the most vulnerable population:(Cost \$2.15 M)

Component 2: Provision of improved agricultural inputs to smallholder farmers:(Cost \$4.00 M)

Component 3: Project Management, monitoring and evaluation:(Cost \$0.85 M)

### Overall Ratings

Name	Previous Rating	Current Rating
Progress towards achievement of PDO	● Moderately Satisfactory	● Moderately Satisfactory
Overall Implementation Progress (IP)	● Moderately Satisfactory	● Moderately Satisfactory
Overall Risk Rating	● Moderate	● High



## Implementation Status and Key Decisions

The Second Emergency Food Security Support Project (SEFSSP) is funded through the Food Price Crisis Response (FPCR) Trust Fund in the amount of US\$7 million. The Project was approved by the Board on October 10, 2014, become effective on February 17, 2015 and it was initially scheduled to close on June 30, 2015, and extended to August 31, 2015. The project development objective (PDO) is to improve food security of vulnerable populations, including children in selected areas of the Country.

A World Bank mission was scheduled to visit Guinea-Bissau from August 18 to 28, 2015 but due to the dismissal of the Government on August 14, 2015 the mission was unable to visit the country. Alternatively the task team decided to undertake the supervision of the project remotely by Video Conference (VC). Two sessions of VC were held with Government counterparts and with the World Food Programme. The first was on August 21 and the second on August 25. The objectives of the meetings were to assess the main achievements by the Project to date and raise issues that need Government, WFP and World Bank attention before the Project closes on August 31, 2015. The task team specifically assessed the achievement of the following results:

Despite the delayed in starting the implementation, the four PDO indicators have been achieved:

1. *Provision of one meal a day for 17,500 students for a period of 160 days and Take Home Rations for 2,500 girl students for 160 days.* WFP had started the provision of school feeding on February 16, 2015 and completed on June 30, 2015. In total WFP provided one meal a day to 35,115 students of which 17,052 were female in 150 schools. This activity was implemented for only 96 days school days against 160 planned as the Project become effective only in February 2015. WFP reported to have used to date all the 780 metric tons of food planned for this activity (484.6 tons of Sugar Corn and Salt; 46 tons of oil; 61.9 tons of canned fish; 93 tons of pulses; 94.1 tons rice). Take home rations have benefitted 5,299 girls who received a total of 105.8 tons of rice.
2. *Generation of employment for 250,000 work days (100 days per participant for 2,500 farmer participants) and provision of food ration to 17,500 direct and indirect farmer household beneficiaries under the food-for-work program to rehabilitate land.* The rehabilitation of dykes and drainage channels to reclaim land for rice cultivation was undertaken during 71 days from May 20 to July 31, 2015. The rehabilitation work took between 10-40 days. During this period, at least 100,000 work days were generated. WFP will provide the final assessment of exact number of work days generated on the final report to be presented to the Bank by mid-September. Under this activity, there were 4,402 participants' which translates into 30,814 beneficiaries. In terms of food requirements, it was estimated that about 1,078 metric tons will be required for the rehabilitation of the whole area, and initial data indicates that 994.7 tons were actually distributed to beneficiaries (660 tons rice, 160 tons of pulses, 161, 8 tons of oil, 11.4 tons of salt).
3. *Rehabilitation of 5,000 ha of land of rice cultivation.* A total of 5,301 hectares were rehabilitated of which 2,532 ha were mangrove land and 2,769 ha were low land.
4. *Provision of agricultural inputs to at least 4,000 smallholder farmers involved in rice cultivation.* A total of 250 tons of rice seed (150 tons for mangrove and 100 tons for low land) were procured by the Project and distributed to 5,538 beneficiaries. The project also procured 444 tons of fertilizer and distribute of which 50 percent (222 tons) were NPK and were procured locally and distributed to 5,538 beneficiaries at the rate of 54 kg/ha. About 222 tons of Ureia are expected to arrive in Bissau on August 28, 2015.



## Risks

### Systematic Operations Risk-rating Tool

Risk Category	Rating at Approval	Previous Rating	Current Rating
Political and Governance	--	● Low	● High
Macroeconomic	--	● Low	● High
Sector Strategies and Policies	--	● Low	● Low
Technical Design of Project or Program	--	● Moderate	● Moderate
Institutional Capacity for Implementation and Sustainability	--	● Low	● Low
Fiduciary	--	● Moderate	● Moderate
Environment and Social	--	● Low	● Low
Stakeholders	--	● Low	● Low
Other	--	● Moderate	● Moderate
Overall	--	● Moderate	● High

## Results

### Project Development Objective Indicators

#### ► Students receiving one meal a day (Number, Custom)

	Baseline	Actual (Previous)	Actual (Current)	End Target
Value	0.00	0.00	35115.00	17500.00
Date	09-Mar-2014	01-Apr-2015	26-Aug-2015	30-Jun-2015



► Rations distributed in food for work activities (Number, Custom)

	Baseline	Actual (Previous)	Actual (Current)	End Target
Value	0.00	0.00	100000.00	250000.00
Date	09-Mar-2014	01-Apr-2015	26-Aug-2015	30-Jun-2015

► Clients who have adopted an improved agr. technology promoted by the project (Number, Core)

	Baseline	Actual (Previous)	Actual (Current)	End Target
Value	0.00	--	5538.00	4000.00
Date	09-Mar-2014	--	26-Aug-2015	31-Aug-2015

▲ Clients who adopted an improved agr. technology promoted by project – female (Number, Core Breakdown)

	Baseline	Actual (Previous)	Actual (Current)	End Target
Value	0.00	--	5538.00	4000.00
Date	09-Mar-2014	--	26-Aug-2015	31-Aug-2015

► Direct project beneficiaries (Number, Core)

	Baseline	Actual (Previous)	Actual (Current)	End Target
Value	0.00	0.00	30814.00	38000.00
Date	09-Mar-2014	01-Apr-2015	26-Aug-2015	31-Aug-2015

▲ Female beneficiaries (Percentage, Core Supplement)



	Baseline	Actual (Previous)	Actual (Current)	End Target
Value	0.00	0.00	9000.00	7600.00

► Quantity of new land rehabilitated for rice cultivation (Hectare(Ha), Custom)

	Baseline	Actual (Previous)	Actual (Current)	End Target
Value	0.00	0.00	5301.00	5000.00
Date	07-Oct-2014	01-Apr-2015	26-Aug-2015	31-Aug-2015

#### Overall Comments

Considering the time available to implement the project the implementation team work well to achieve three out of the four PDO indicators: (I) the provision of one meal a day to 17,500 students; (ii) rehabilitation of 5,000 ha for rice cultivation; and provision of agricultural inputs for 4,000 smallholder farmers. The generation of 250,000 work days has not been fully assessed and final figures will be available on September 15, 2015, although preliminary figures indicate a generation of more than 100,000 work days.

#### Intermediate Results Indicators

► Lowland area rehabilitated (ha) (Number, Custom)

	Baseline	Actual (Previous)	Actual (Current)	End Target
Value	0.00	0.00	2769.00	3000.00
Date	09-Mar-2014	23-Feb-2015	26-Aug-2015	31-Aug-2015

► Mangrove land rehabilitated (Hectare(Ha), Custom)

	Baseline	Actual (Previous)	Actual (Current)	End Target
Value	0.00	0.00	2532.00	2000.00
Date	09-Mar-2014	23-Feb-2015	26-Aug-2015	31-Aug-2015



► Quantity of seed distributed (Tones/year, Custom)

	Baseline	Actual (Previous)	Actual (Current)	End Target
Value	0.00	0.00	250.00	320.00
Date	09-Mar-2014	23-Feb-2015	26-Aug-2015	31-Aug-2015



► Quantity of fertilizer distributed (Tones/year, Custom)

	Baseline	Actual (Previous)	Actual (Current)	End Target
Value	0.00	0.00	222.00	300.00
Date	09-Mar-2014	23-Feb-2015	26-Aug-2015	31-Aug-2015

Overall Comments

## Data on Financial Performance

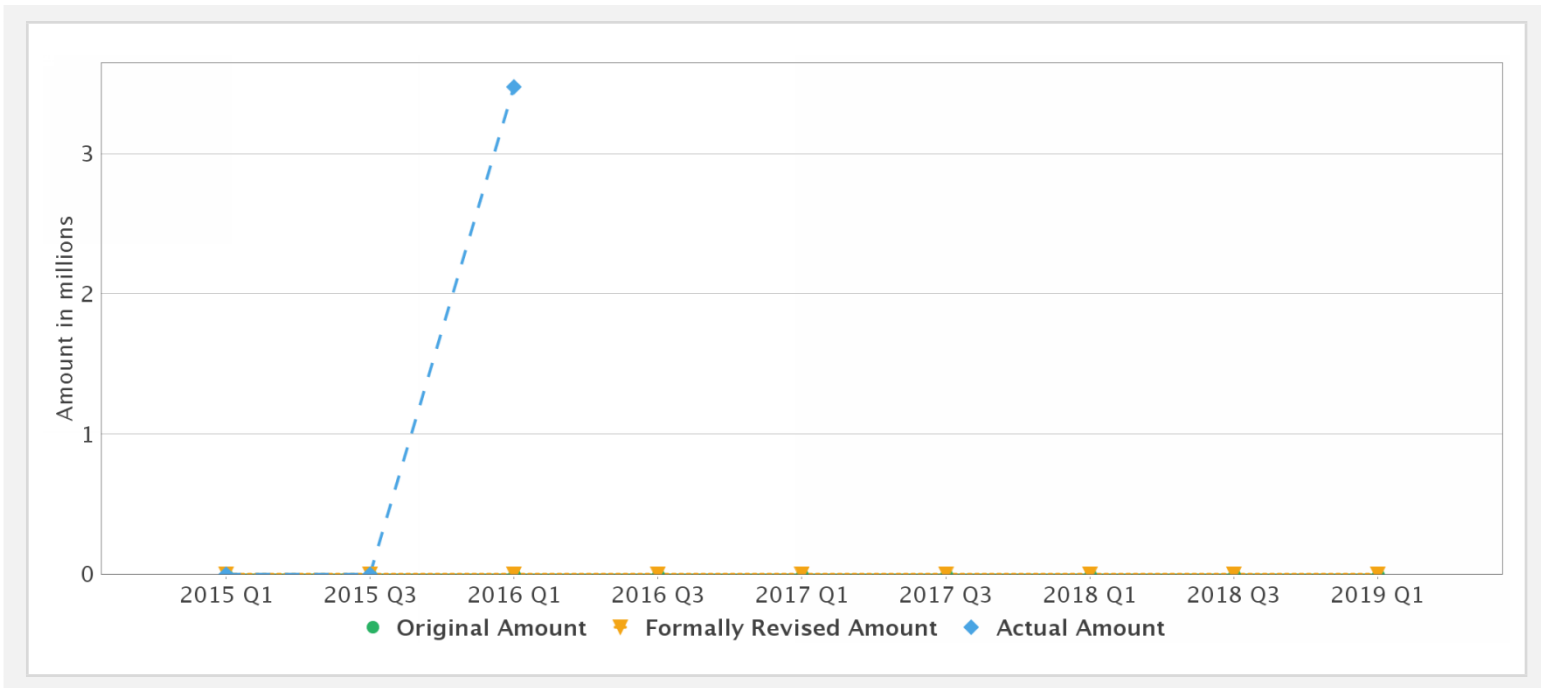
### Disbursements (by loan)

Project	Loan/Credit/TF	Status	Currency	Original	Revised	Cancelled	Disbursed	Undisbursed	Disbursed
P148886	TF-17872	Effective	USD	2.15	2.15	0.00	2.15	0.00	 100%
P148886	TF-17873	Effective	USD	4.85	4.85	0.00	1.33	3.52	 27%

### Key Dates (by loan)

Project	Loan/Credit/TF	Status	Approval Date	Signing Date	Effectiveness Date	Orig. Closing Date	Rev. Closing Date
P148886	TF-17872	Effective	04-Dec-2014	04-Dec-2014	17-Feb-2015	30-Jun-2015	30-Sep-2015
P148886	TF-17873	Effective	04-Dec-2014	04-Dec-2014	17-Feb-2015	30-Jun-2015	30-Sep-2015

### Cumulative Disbursements



### Restructuring History

There has been no restructuring to date.

### Related Project(s)

There are no related projects.