



Water Resources and Irrigation Project (P121186)

EUROPE AND CENTRAL ASIA | Albania | Water Global Practice |
IBRD/IDA | Specific Investment Loan | FY 2013 | Seq No: 4 | ARCHIVED on 23-Apr-2015 | ISR16859 |

Implementing Agencies: Ministry of Agriculture, Food and Consumer Protection, Ministry of Environment, Forestry and Water Administration, Ministry of Agriculture, Rural Development and Water Administration

Key Dates

Key Project Dates

Board Approval date:29-Nov-2012

Effectiveness Date:13-May-2013

Planned Mid Term Review Date:31-May-2016

Actual Mid-Term Review Date:--

Original Closing Date:31-May-2018

Revised Closing Date:31-May-2018

Project Development Objectives

Project Development Objective (from Project Appraisal Document)

The Project Development Objective (PDO) is to: (i) establish the strategic framework to manage water resources at the national level and at the level of the Drin-Buna and Semani River basins and (ii) improving, in a sustainable manner, the performance of Selected Irrigation Systems.

Has the Project Development Objective been changed since Board Approval of the Project Objective?

No

Components

Name

Systems Rehabilitation:(Cost \$37.90 M)

Institutional Support for Irrigation and Drainage:(Cost \$1.12 M)

Institutional Support for Integrated Water Resources Management:(Cost \$5.00 M)

Implementation Support:(Cost \$0.88 M)

Overall Ratings

| Name | Previous Rating | Current Rating |
|--------------------------------------|-----------------------------|---------------------------|
| Progress towards achievement of PDO | ● Moderately Satisfactory | ● Moderately Satisfactory |
| Overall Implementation Progress (IP) | ● Moderately Unsatisfactory | ● Moderately Satisfactory |
| Overall Risk Rating | -- | ● Substantial |



Implementation Status and Key Decisions

(1) Overview: The WRIP project was declared effective in May 2013. Currently the total disbursement stands at around 11.40% (total of the IBRD loan and Bank-administered SIDA Grant) but the total commitments reached around 40%. Since project effectiveness, WRIP has been handling a large number of contract tenders, involving civil works, goods/equipment, training, and consulting services. Several tenders faced bidding issues and delays, particularly the dam-rehabilitation works tenders. The main cause of the delay in civil works (and the low disbursement) is the delay in the dam-rehabilitation tenders, which was partly caused by a force majeure. The re-tendered dams-rehab documents were reviewed by the Bank and by the Government's Panel of Experts, which consumed significant time. Inevitably, disbursements will remain low until late FY15 when the early payments for the dam-rehabilitation works can be effected. Despite the delay in civil works, there are two recent enabling developments which helped to accelerate the tendering/procurement of all types of contracts. First: the two Project Management teams (PMTs) in the two implementing agencies completed the required staffing, including: Project Implementation Unit (PIU) manager, procurement, Financial Management, safeguards, M&E specialists, and several consultancy/TA consultants. Second: the lessons learned from the tendering processes helped in revisiting the approach to preparing/packaging several contracts/activities, notably: the dams-rehab works contracts, and the TA contracts for safeguards, Participatory Irrigation Management, Integrated Water Resources Management (IWRM), Water Cadaster, Feasibility Study for the irrigation subprojects, and M&E including engagement of gender.

(2) Current project restructuring: The WRIP is currently under restructuring in order to: (a) contribute to the Government/donor medium-term response to the recent flooding crisis that occurred in early February 2015 (which is said to be the second worst on recent records) particularly in southern Albania; (b) address the project implementation changes involving the transfer of the responsibilities for the project from the Ministry of Environment (MOE) to the Ministry of Agriculture, Rural Development and Water Administration (MARDWA) as this Ministry has been granted the state powers of water management, which used to be part of the mission of the MOE; and (c) reallocate funds to ensure more effective implementation of the project, particularly in view of the two aforementioned developments, which would also entail revising the results indicators. There is no change in the Project Development Objective and the safeguards arrangements. There is no additional financing or extension to the closing date sought, at least throughout CY2015.

Risks

Systematic Operations Risk-rating Tool

| Risk Category | Rating at Approval | Previous Rating | Current Rating |
|--|--------------------|-----------------|----------------|
| Political and Governance | -- | -- | ● Substantial |
| Macroeconomic | -- | -- | ● Moderate |
| Sector Strategies and Policies | -- | -- | ● Moderate |
| Technical Design of Project or Program | -- | -- | ● Moderate |
| Institutional Capacity for Implementation and Sustainability | -- | -- | ● Substantial |
| Fiduciary | -- | -- | ● Moderate |
| Environment and Social | -- | -- | ● Substantial |



| | | | |
|--------------|----|----|---------------|
| Stakeholders | -- | -- | ● Substantial |
| Other | -- | -- | -- |
| Overall | -- | -- | ● Substantial |

Results

Project Development Objective Indicators

► Percentage compliance with agreed seasonal water distribution schedules (Percentage, Custom)

| | Baseline | Actual (Previous) | Actual (Current) | End Target |
|-------|-------------|-------------------|------------------|-------------|
| Value | 0.00 | 0.00 | 0.00 | 75.00 |
| Date | 27-Nov-2012 | 05-Jan-2014 | 05-Jan-2014 | 26-Nov-2017 |

► Increase in recovery of O&M costs as percentage of O&M charges invoiced (Percentage, Custom)

| | Baseline | Actual (Previous) | Actual (Current) | End Target |
|-------|-------------|-------------------|------------------|-------------|
| Value | 0.00 | 0.00 | 0.00 | 70.00 |
| Date | 27-Nov-2012 | 05-Jan-2014 | 05-Jan-2014 | 26-Nov-2017 |

► Establishment of a Water Resources Database (Yes/No, Custom)

| | Baseline | Actual (Previous) | Actual (Current) | End Target |
|-------|-------------|-------------------|------------------|-------------|
| Value | N | N | N | Y |
| Date | 27-Nov-2012 | 22-Sep-2014 | 22-Sep-2014 | 26-Sep-2017 |

► Preparation of an agreed IWRM policy and strategy (Yes/No, Custom)

| | Baseline | Actual (Previous) | Actual (Current) | End Target |
|-------|-------------|-------------------|------------------|-------------|
| Value | N | N | N | Y |
| Date | 27-Nov-2012 | 22-Sep-2014 | 22-Sep-2014 | 26-Nov-2017 |



► Preparation of two agreed RBM plans for the Drin-Buna and Semani basins (Yes/No, Custom)

| | Baseline | Actual (Previous) | Actual (Current) | End Target |
|-------|-------------|-------------------|------------------|-------------|
| Value | N | N | N | Y |
| Date | 27-Nov-2012 | 22-Sep-2014 | 22-Sep-2014 | 26-Nov-2017 |

Overall Comments

Once the restructuring is fully approved, the indicators will be revised significantly as proposed in the attached Restructuring Paper. The Team worked with the Water GP and with the Government toward revising the indicators.

Intermediate Results Indicators

► Number of dams rehabilitated in compliance with international dam safety standards (Number, Custom)

| | Baseline | Actual (Previous) | Actual (Current) | End Target |
|-------|-------------|-------------------|------------------|-------------|
| Value | 0.00 | 0.00 | 0.00 | 14.00 |
| Date | 27-Nov-2012 | 05-Jan-2014 | 05-Jan-2014 | 26-Nov-2017 |

► Number of dams where emergency response plans have been prepared and disseminated to the population. (Number, Custom)

| | Baseline | Actual (Previous) | Actual (Current) | End Target |
|-------|-------------|-------------------|------------------|-------------|
| Value | 0.00 | 0.00 | 0.00 | 14.00 |
| Date | 27-Nov-2012 | 05-Jan-2014 | 05-Jan-2014 | 26-Nov-2017 |



► Area provided with irrigation and drainage services (ha) (Hectare(Ha), Core)

| | Baseline | Actual (Previous) | Actual (Current) | End Target |
|-------|-------------|-------------------|------------------|-------------|
| Value | 0.00 | 0.00 | 0.00 | 35000.00 |
| Date | 27-Nov-2012 | 22-Sep-2014 | 22-Sep-2014 | 26-Nov-2017 |

▲ Area provided with irrigation and drainage services - Improved (ha) (Hectare(Ha), Core Breakdown)

| | Baseline | Actual (Previous) | Actual (Current) | End Target |
|-------|-------------|-------------------|------------------|-------------|
| Value | 0.00 | 0.00 | 0.00 | 35000.00 |
| Date | 27-Nov-2012 | 22-Sep-2014 | 22-Sep-2014 | 26-Nov-2017 |

► Irrigation transfer contract between MAFCP and LGs prepared (Yes/No, Custom)

| | Baseline | Actual (Previous) | Actual (Current) | End Target |
|-------|-------------|-------------------|------------------|-------------|
| Value | N | N | N | Y |
| Date | 27-Nov-2012 | 05-Jan-2014 | 05-Jan-2014 | 26-Sep-2017 |

► Number of farmers trained (Number, Custom)

| | Baseline | Actual (Previous) | Actual (Current) | End Target |
|-------|-------------|-------------------|------------------|-------------|
| Value | 0.00 | 0.00 | 0.00 | 2000.00 |
| Date | 27-Nov-2012 | 05-Jan-2014 | 05-Jan-2014 | 26-Nov-2017 |



▲ Number of farmers trained - female (number) (Number, Custom Breakdown)

| | Baseline | Actual (Previous) | Actual (Current) | End Target |
|-------|-------------|-------------------|------------------|-------------|
| Value | 0.00 | 0.00 | 0.00 | 500.00 |
| Date | 27-Nov-2012 | 22-Sep-2014 | 22-Sep-2014 | 26-Nov-2017 |

▶ Number of I&D transfer agreements signed (Number, Custom)

| | Baseline | Actual (Previous) | Actual (Current) | End Target |
|-------|-------------|-------------------|------------------|-------------|
| Value | 0.00 | 0.00 | 0.00 | 15.00 |
| Date | 27-Nov-2012 | 05-Jan-2014 | 05-Jan-2014 | 26-Nov-2017 |

▶ Number of Bulk Water Delivery contracts signed between DBs and WUOs (Number, Custom)

| | Baseline | Actual (Previous) | Actual (Current) | End Target |
|-------|-------------|-------------------|------------------|-------------|
| Value | 0.00 | 0.00 | 0.00 | 15.00 |
| Date | 27-Nov-2012 | 05-Jan-2014 | 05-Jan-2014 | 26-Nov-2017 |

▶ I&D strategy prepared (Yes/No, Custom)

| | Baseline | Actual (Previous) | Actual (Current) | End Target |
|-------|-------------|-------------------|------------------|-------------|
| Value | N | N | N | Y |
| Date | 27-Nov-2012 | 05-Jan-2014 | 05-Jan-2014 | 26-Nov-2017 |



▶ Operational water user associations created and/or strengthened (number) (Number, Core)

| | Baseline | Actual (Previous) | Actual (Current) | End Target |
|-------|-------------|-------------------|------------------|-------------|
| Value | 0.00 | 0.00 | 0.00 | 15.00 |
| Date | 27-Nov-2012 | 05-Jan-2014 | 05-Jan-2014 | 26-Nov-2017 |

▶ Number of PPP contracts signed (Number, Custom)

| | Baseline | Actual (Previous) | Actual (Current) | End Target |
|-------|-------------|-------------------|------------------|-------------|
| Value | 0.00 | 0.00 | 0.00 | 2.00 |
| Date | 27-Nov-2012 | 05-Jan-2014 | 05-Jan-2014 | 26-Nov-2017 |

▶ Number of staff trained in IWRM (Number, Custom)

| | Baseline | Actual (Previous) | Actual (Current) | End Target |
|-------|-------------|-------------------|------------------|-------------|
| Value | 0.00 | 0.00 | 0.00 | 30.00 |
| Date | 27-Nov-2012 | 05-Jan-2014 | 05-Jan-2014 | 26-Nov-2017 |

▲ Number of staff trained in IWRM - female (number) (Number, Custom Breakdown)

| | Baseline | Actual (Previous) | Actual (Current) | End Target |
|-------|-------------|-------------------|------------------|-------------|
| Value | 0.00 | 0.00 | 0.00 | 10.00 |
| Date | 27-Nov-2012 | 22-Sep-2014 | 22-Sep-2014 | 26-Nov-2017 |



▶ Percentage increase of budget allocation by MEFWA to GDWA (Percentage, Custom)

| | Baseline | Actual (Previous) | Actual (Current) | End Target |
|-------|-------------|-------------------|------------------|-------------|
| Value | 0.00 | 0.00 | 0.00 | 100.00 |
| Date | 27-Nov-2012 | 22-Sep-2014 | 22-Sep-2014 | 26-Nov-2017 |

▶ Percentage increase of budget allocation by GDWA to RBAs (Percentage, Custom)

| | Baseline | Actual (Previous) | Actual (Current) | End Target |
|-------|-------------|-------------------|------------------|-------------|
| Value | 0.00 | 0.00 | 0.00 | 100.00 |
| Date | 27-Nov-2012 | 22-Sep-2014 | 22-Sep-2014 | 26-Nov-2017 |

▶ Number of project monitoring reports based on the established MIS submitted on time (Number, Custom)



| | Baseline | Actual (Previous) | Actual (Current) | End Target |
|-------|-------------|-------------------|------------------|-------------|
| Value | 0.00 | 0.00 | 0.00 | 10.00 |
| Date | 27-Nov-2012 | 05-Jan-2014 | 05-Jan-2014 | 26-Nov-2017 |

Overall Comments

Once the restructuring is fully approved, the indicators will be revised significantly as proposed in the attached Restructuring Paper. The Team worked with the Water GP and with the Government toward revising the indicators.

Data on Financial Performance

Disbursements (by loan)

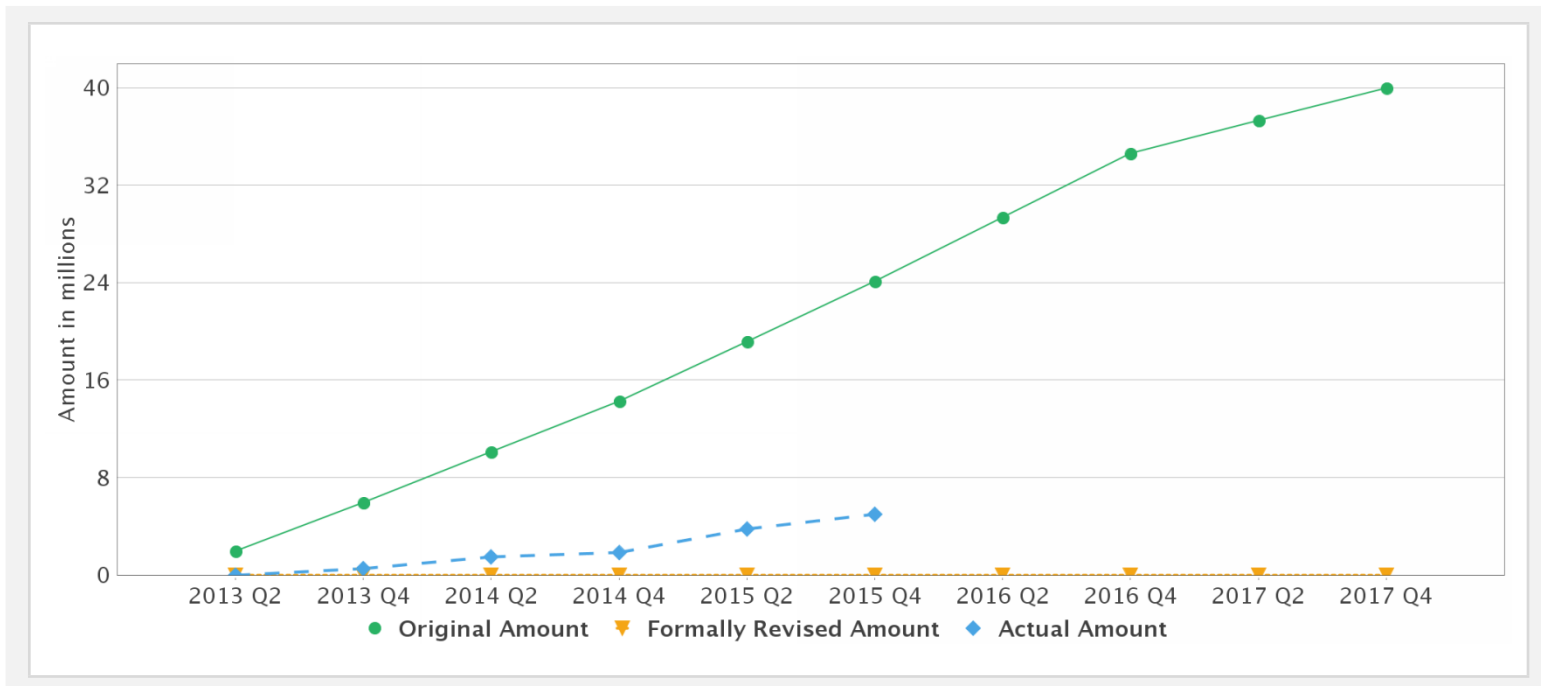
| Project | Loan/Credit/TF | Status | Currency | Original | Revised | Cancelled | Disbursed | Undisbursed | Disbursed |
|---------|----------------|-----------|----------|----------|---------|-----------|-----------|-------------|---|
| P121186 | IBRD-82110 | Effective | USD | 40.00 | 40.00 | 0.00 | 4.10 | 35.79 |  10% |
| P121186 | TF-14255 | Effective | USD | 4.68 | 4.68 | 0.00 | 0.97 | 3.70 |  21% |

Key Dates (by loan)



| Project | Loan/Credit/TF | Status | Approval Date | Signing Date | Effectiveness Date | Orig. Closing Date | Rev. Closing Date |
|---------|----------------|-----------|---------------|--------------|--------------------|--------------------|-------------------|
| P121186 | IBRD-82110 | Effective | 29-Nov-2012 | 14-Dec-2012 | 13-May-2013 | 31-May-2018 | 31-May-2018 |
| P121186 | TF-14255 | Effective | 30-May-2013 | 12-Jul-2013 | 23-Aug-2013 | 31-May-2018 | 31-May-2018 |

Cumulative Disbursements



Restructuring History

There has been no restructuring to date.

Related Project(s)

There are no related projects.