









Results Matrix

Outcomes

Outcome:	1 Amazonian indigenous organizations strengthened with bioeconomy projects.								
Indicators	Flags*	Unit of Measure	Baseline	Baseline Year	Means of verification	2025	2026	EOP	
1.1 Bioeconomy projects successfully designed and implemented in 6 countries		Projects (#)	1.00	2025	Consultancy reports	P	4.00	2.00	6.00
						P(a)	4.00	2.00	6.00
						A			

 CRF Indicator

Outputs: Annual Physical and Financial Progress

1 Component I. Institutional and technical readiness for the implementation of the Amazonia for Life Fund.						Physical Progress				Financial Progress						
Outputs	Output Description	Unit of Measure	Baseline	Baseline Year	Means of verification	2025	2026	EOP	2025	2026	EOP	Theme	Fund	Flags		
1.1 Operational manuals developed	Update of the COICA process manual.	Manuals (#)	0	2024	Consultancy reports	P	1	0	1	P	20000	0	20000	Institutional Development	GRN	
						P(a)	1	0	1	P(a)	20000	0	0			
						A				A	0		0			
1.2 Action plans designed	Design, legalization, and implementation of a Trust Fund.	Action Plans (#)	0	2024	Consultancy reports	P	1	0	1	P	20000	0	20000	Institutional Development	GRN	
						P(a)	1	0	1	P(a)	20000	0	0			
						A				A	0		0			
1.3 Monitoring and evaluation systems designed	Adjustment of the COICA project management and monitoring system.	M&E systems (#)	0	2024	Consultancy reports	P	1	0	1	P	40000	0	40000	Institutional Development	GRN	
						P(a)	1	0	1	P(a)	40000	0	0			
						A				A	0		0			
2 Component II. Territorial dialogue and project monitoring.						Physical Progress				Financial Progress						
Outputs	Output Description	Unit of Measure	Baseline	Baseline Year	Means of verification	2025	2026	EOP	2025	2026	EOP	Theme	Fund	Flags		
2.1 Tools designed/strengthened	Communication and dissemination tools.	Tools (#)	0	2024	Consultancy reports	P	3	2	5	P	15000	15000	30000	Biodiversity and Ecosystem Conservation	GRN	
						P(a)	3	2	5	P(a)	15000	15000	15000			
						A				A	0		0			
2.2 Workshops organized	Territorial workshops for the design of indigenous projects.	Workshops (#)	0	2024	Consultancy reports	P	4	2	6	P	200000	50000	250000	Biodiversity and Ecosystem Conservation	GRN	
						P(a)	4	2	6	P(a)	200000	50000	50000			
						A				A	0		0			
2.3 New databases created	Database and analysis of sustainable indigenous enterprises.	Databases (#)	0	2024	Consultancy reports	P	1	0	1	P	0	20000	20000	Biodiversity and Ecosystem Conservation	GRN	
						P(a)	1	0	1	P(a)	0	20000	20000			
						A				A	0		0			
2.4 Environmental and social management plans.		Plans (#)	0	2024	Consultancy reports	P	4	2	6	P	50000	20000	70000	Biodiversity and Ecosystem Conservation	GRN	
						P(a)	4	2	6	P(a)	50000	20000	20000			
						A				A	0		0			
2.5 Implementation and Management Plan developed	Support to organizations with project implementation plans.	Plans (#)	0	2024	Consultancy reports	P	4	2	6	P	80000	40000	120000	Biodiversity and Ecosystem Conservation	GRN	
						P(a)	4	2	6	P(a)	80000	40000	40000			
						A				A	0		0			
2.6 Systematization report		Reports (#)	0	2024	Consultancy reports	P	1	0	1	P	0	30000	30000	Biodiversity and Ecosystem Conservation	GRN	
						P(a)	1	0	1	P(a)	0	30000	30000			
						A				A	0		0			
2.7 Institutional arrangements aimed at regional coordination	Arrangement for monitoring and coordination in the field (logistics).	Arrangements (#)	0	2024	Expenses Report & Results report	P	1	0	1	P	60000	40000	100000	Biodiversity and Ecosystem Conservation	GRN	
						P(a)	1	0	1	P(a)	60000	40000	40000			
						A				A	0		0			

Other Cost

Total Cost

	2025	2026	Total Cost
P	\$485,000.00	\$215,000.00	\$700,000.00
P(a)	\$485,000.00	\$215,000.00	\$215,000.00
A			

 CRF Indicator  Standard Output Indicator