






Results Matrix

Outcomes

Outcome:	1 More innovative regulatory environment that promote greater productivity and better public services.										
Indicators	Flags*	Unit of Measure	Baseline	Baseline Year	Means of verification		2024	2025	2026	2027	EOP
1.1 At least 1 beneficiary country has increased their capacity to implement and promote regulatory innovation.		# System	0.00	2024	Report of the beneficiary countries	P	0.00	0.00	0.00	1.00	
						P(a)	0.00	0.00	0.00	1.00	
						A					
 CRF Indicator											

Outputs: Annual Physical and Financial Progress

1 Digital solution to adopt good regulatory practices.						Physical Progress					Financial Progress									
Outputs	Output Description	Unit of Measure	Baseline	Baseline Year	Means of verification		2024	2025	2026	2027	EOP		2024	2025	2026	2027	EOP	Theme	Fund	Flags
1.1 Management information systems (MIS) implemented	Design and development of a regulatory technological platform.	Systems (#)	0	2024	Final consulting report approved by the Bank	P	0	0	1	1	2	P	0	0	60000	60000	120000	Institutional Development	KPC	
						P(a)	0	0	1	1	2	P(a)	0	0	60000	60000	120000			
						A						A								
1.2 Diagnostics and assessments completed	Conduct a comparative study on the integrated regulatory systems.	Diagnostics (#)	0	2024	Final consulting report approved by the Bank.	P	0	1	0	0	1	P	0	30000	0	0	30000	Institutional Development	KPC	
						P(a)	0	1	0	0	1	P(a)	0	30000	0	0	30000			
						A						A								
2 Strengthening governments capacities in Regulation of innovation, new technologies and industries.						Physical Progress					Financial Progress									
Outputs	Output Description	Unit of Measure	Baseline	Baseline Year	Means of verification		2024	2025	2026	2027	EOP		2024	2025	2026	2027	EOP	Theme	Fund	Flags
2.1 Training workshops delivered	Strengthening capacities in Regulation of innovation, new technologies and industries	Workshops (#)	0	2024	Final consulting report approved by the Bank.	P	0	0	1	0	1	P	0	0	60000	0	60000	Institutional Development	KPC	
						P(a)	0	0	1	0	1	P(a)	0	0	60000	0	60000			
						A						A								
2.2 Policy dialogue events organized	Event exchange of knowledge and good regulatory practices.	Events (#)	0	2024	Final consulting report approved by the Bank.	P	0	0	1	0	1	P	0	0	40000	0	40000	Institutional Development	KPC	
						P(a)	0	0	1	0	1	P(a)	0	0	40000	0	40000			
						A						A								

Other Cost

Total Cost

	2024	2025	2026	2027	Total Cost
P		\$30,000.00	\$160,000.00	\$60,000.00	\$250,000.00
P(a)		\$30,000.00	\$160,000.00	\$60,000.00	\$250,000.00
A					