





Results Matrix

Outcomes										
Outcome:	1 Indigenous organizations with increased capacity to design, implement, and evaluate projects aligned with their development priorities.									
Indicators	Flags*	Unit of Measure	Baseline	Baseline Year	Means of verification		2025	2026	2027	EOP
1.1 Indigenous organizations strengthened with Knowledge tools (AMZ 3.4)		organizations (#)	0.00	2025	Consultancy reports	P	5.00	2.00	0.00	7.00
						P(a)	5.00	2.00	0.00	2.00
						A				

 CRF Indicator

Outputs: Annual Physical and Financial Progress

1 Indigenous indicators on conservation and development						Physical Progress				Financial Progress				Theme	Fund	Flags		
Outputs	Output Description	Unit of Measure	Baseline	Baseline Year	Means of verification	2025	2026	2027	EOP	2025	2026	2027	EOP					
1.1 Tools designed/strengthened	Regional proposal of development indicators tailored to the context of Amazonian Indigenous Peoples.	Tools (#)	0	2024	Consultancy reports	P	0	1	0	1	P	75000	75000	0	150000	Biodiversity and Ecosystem Conservation	AMZ	
						P(a)	0	1	0	1	P(a)	75000	75000	0	75000			
						A	0			0	A							
2 Methodology for the design and implementation of Indigenous projects						Physical Progress				Financial Progress								
Outputs	Output Description	Unit of Measure	Baseline	Baseline Year	Means of verification	2025	2026	2027	EOP	2025	2026	2027	EOP	Theme	Fund	Flags		
2.1 Project designed		Project (#)	0	2024	Consultancy report	P	5	2	0	7	P	70000	30000	0	100000	Biodiversity and Ecosystem Conservation	AMZ	
						P(a)	5	2	0	2	P(a)	70000	30000	0	30000			
						A	0			0	A							
2.2 Training curricula developed		Curricula (#)	0	2024	Consultancy report	P	0	1	0	1	P	20000	20000	0	40000	Biodiversity and Ecosystem Conservation	AMZ	
						P(a)	0	1	0	1	P(a)	20000	20000	0	20000			
						A	0			0	A							
2.3 Tools designed/strengthened	Design and publication of tools and training materials.	Tools (#)	0	2024	Consultancy reports	P	1	0	0	1	P	20000	0	0	20000	Social Development	AMZ	
						P(a)	1	0	0	0	P(a)	20000	0	0	0			
						A	0			0	A							
3 Intercultural Dialogue Mechanism						Physical Progress				Financial Progress								
Outputs	Output Description	Unit of Measure	Baseline	Baseline Year	Means of verification	2025	2026	2027	EOP	2025	2026	2027	EOP	Theme	Fund	Flags		
3.1 Supervision reports completed	Report of Regional Dialogue	Reports (#)	0	2024	Consultancy report	P	0	1	0	1	P	0	70000	0	70000	Biodiversity and Ecosystem Conservation	AMZ	
						P(a)	0	1	0	1	P(a)	0	70000	0	70000			
						A	0			0	A							
3.2 Reports of virtual meetings completed		Reports (#)	0	2024	Consultancy report	P	4	2	1	7	P	70000	35000	15000	120000	Biodiversity and Ecosystem Conservation	AMZ	
						P(a)	4	2	1	3	P(a)	70000	35000	15000	50000			
						A	0			0	A							

Other Cost

Total Cost

	2025	2026	2027	Total Cost
P	\$255,000.00	\$230,000.00	\$15,000.00	\$500,000.00
P(a)	\$255,000.00	\$230,000.00	\$15,000.00	\$245,000.00
A				