



## Solomon Islands Rural Development Program II (P149282)

EAST ASIA AND PACIFIC | Solomon Islands | Social, Urban, Rural and Resilience Global Practice Global Practice | IBRD/IDA | Investment Project Financing | FY 2015 | Seq No: 2 | ARCHIVED on 21-Jan-2016 | ISR22103 |

Implementing Agencies: Ministry of Development Planning and Aid Coordination

## Key Dates

## Key Project Dates

Bank Approval Date:21-Nov-2014

Effectiveness Date:27-Feb-2015

Planned Mid Term Review Date:11-Jun-2018

Actual Mid-Term Review Date:--

Original Closing Date:28-Feb-2020

Revised Closing Date:28-Feb-2020

## Project Development Objectives

Project Development Objective (from Project Appraisal Document)

The proposed development objective for the project is to improve basic infrastructure and services in rural areas and to strengthen the linkages between smallholder farming households and markets.

Has the Project Development Objective been changed since Board Approval of the Project Objective?

No

## Components

Name

Community Infrastructure and Services:(Cost \$21.52 M)

Agriculture partnerships and support:(Cost \$18.81 M)

Program management:(Cost \$6.57 M)

## Overall Ratings

Name	Previous Rating	Current Rating
Progress towards achievement of PDO	● Satisfactory	● Satisfactory
Overall Implementation Progress (IP)	● Satisfactory	● Satisfactory
Overall Risk Rating	● Moderate	● Moderate



## Implementation Status and Key Decisions

The project is still in the early stages of implementation, but good progress is being made. Training activities have been conducted as planned to community helpers (CHs) and technical community helpers (TCHs) who are now facilitating the preparation of Community Development Grant (CDG) and Disaster Recovery Grant (DRG) subprojects. CDG subproject preparation processes have been completed in most wards, and are expected to be completed in the remaining wards by February 2016. Technical designs of DRG subprojects are being finalized for all eligible communities that were affected by the April 2014 flash floods, and the implementation of all DRG subprojects is expected to commence by February 2016. These subprojects are expected to improve basic infrastructure and services in rural areas. Agribusiness partnerships sub-component has received 130 expressions of interest (EOIs), and 27 were invited to submit full proposals. Full proposals have been received by 17 applicants to date, and agribusiness partnerships are expected to roll out in early 2016, once proposals are approved by the Technical Appraisal Committee and grant agreements are signed. Participatory adaptive research (PAR) on cocoa production is under implementation in 16 sites (two each in eight provinces), and are demonstrating significant yield increases. PAR will be extended to further 16 sites in 2016. Commercialization support for farmer groups is also expected to begin in 2016 as planned, involving up to 30 groups with a least one from each province. These activities are aimed at strengthening the linkages between smallholder farming households and markets. Under the agriculture and livestock disaster recovery subcomponent, the needs of over 400 affected farmers have been identified. So far, 20 pig farmers and one copra producer have been assisted. Assistance will be delivered throughout 2016.

## Risks

### Systematic Operations Risk-rating Tool

Risk Category	Rating at Approval	Previous Rating	Current Rating
Political and Governance	--	● Moderate	● Moderate
Macroeconomic	--	● Low	● Low
Sector Strategies and Policies	--	● Moderate	● Moderate
Technical Design of Project or Program	--	● Substantial	● Substantial
Institutional Capacity for Implementation and Sustainability	--	● Substantial	● Substantial
Fiduciary	--	● Moderate	● Moderate
Environment and Social	--	● Moderate	● Moderate



Stakeholders	--	● Moderate	● Moderate
Other	--	--	--
Overall	--	● Moderate	● Moderate

## Results

### Project Development Objective Indicators

#### ► Direct project beneficiaries (Number, Core)

	Baseline	Actual (Previous)	Actual (Current)	End Target
Value	0.00	--	0.00	262850.00
Date	27-Feb-2015	--	14-Dec-2015	28-Feb-2020

#### Comments

Number of beneficiaries with improved quality of, and/or access to rural infrastructure or services (including from disaster recovery).

#### ▲ Female beneficiaries (Percentage, Core Supplement)

	Baseline	Actual (Previous)	Actual (Current)	End Target
Value	0.00	--	0.00	131425.00

#### ► Members of farming households engaged in productive partnerships with commercial enterprises (Number, Custom)

	Baseline	Actual (Previous)	Actual (Current)	End Target
Value	0.00	--	0.00	68200.00
Date	27-Feb-2015	--	14-Dec-2015	28-Feb-2020

#### ▲ Female members of farming households engaged in productive partnerships with commercial enterprises (Number, Custom Breakdown)

	Baseline	Actual (Previous)	Actual (Current)	End Target
--	----------	-------------------	------------------	------------



Value	0.00	--	0.00	42350.00
Date	27-Feb-2015	--	14-Dec-2015	28-Feb-2020

► Increase in sales for farmers engaged in partnerships (Percentage, Custom)

	Baseline	Actual (Previous)	Actual (Current)	End Target
Value	0.00	--	0.00	30.00
Date	27-Feb-2015	--	14-Dec-2015	28-Feb-2020

► Number of beneficiaries receiving agriculture and livestock support to recover incomes lost from April 2014 flooding (Number, Custom)

	Baseline	Actual (Previous)	Actual (Current)	End Target
Value	0.00	--	0.00	5400.00
Date	27-Feb-2015	--	14-Dec-2015	31-Dec-2016

▲ Female beneficiaries of agriculture and livestock recovery support (Number, Custom Breakdown)

	Baseline	Actual (Previous)	Actual (Current)	End Target
Value	0.00	--	0.00	1850.00
Date	27-Feb-2015	--	14-Dec-2015	31-Dec-2016

Overall Comments

**Intermediate Results Indicators**



▶ Number of community infrastructure sub-projects completed (including from disaster recovery) (Number, Custom)

	Baseline	Actual (Previous)	Actual (Current)	End Target
Value	0.00	--	0.00	374.00
Date	27-Feb-2015	--	14-Dec-2015	28-Feb-2020

▶ Participants in consultation activities during project implementation (number) (Number, Core)

	Baseline	Actual (Previous)	Actual (Current)	End Target
Value	0.00	--	73545.00	180000.00
Date	27-Feb-2015	--	14-Dec-2015	28-Feb-2018

▲ Participants in consultation activities during project implementation - female (Number, Core Breakdown)

	Baseline	Actual (Previous)	Actual (Current)	End Target
Value	0.00	--	35308.00	90000.00
Date	27-Feb-2015	--	14-Dec-2015	28-Feb-2020

▶ Sub-projects with post-project community engagement or O&M arrangements (%) (Percentage, Core)

	Baseline	Actual (Previous)	Actual (Current)	End Target
Value	0.00	--	0.00	100.00
Date	27-Feb-2015	--	14-Dec-2015	28-Feb-2020



► Community contribution in the total project costs (percentage) (Percentage, Core)

	Baseline	Actual (Previous)	Actual (Current)	End Target
Value	0.00	--	0.00	30.00
Date	27-Feb-2015	--	14-Dec-2015	28-Feb-2018

► Representatives in Ward Development Committees that are women (Percentage, Custom)

	Baseline	Actual (Previous)	Actual (Current)	End Target
Value	0.00	--	34.00	50.00
Date	27-Feb-2015	--	14-Dec-2015	28-Feb-2020

► Subprojects with co-financing from MPs, MPAs or Provincial Government (Percentage, Custom)

	Baseline	Actual (Previous)	Actual (Current)	End Target
Value	0.00	--	0.00	20.00
Date	27-Feb-2015	--	14-Dec-2015	28-Feb-2020

▲ Number of subprojects either under implementation or completed with a co-financing agreement signed from MPs, MPAs or Provincial Government (Number, Custom Supplement)

	Baseline	Actual (Previous)	Actual (Current)	End Target
Value	0.00	--	0.00	75.00



► Increase in area of crops with improved farming practices under partnerships (Percentage, Custom)

	Baseline	Actual (Previous)	Actual (Current)	End Target
Value	0.00	--	0.00	25.00
Date	27-Feb-2015	--	14-Dec-2015	28-Feb-2020

► Total value of ASEF grants disbursed (Amount(USD), Custom)

	Baseline	Actual (Previous)	Actual (Current)	End Target
Value	0.00	--	0.00	2200000.00
Date	27-Feb-2015	--	14-Dec-2015	28-Feb-2020

Comments

The target value in SBD is 16,000,000.

► Increase in employees of small and medium-sized enterprises (ASEF recipients) and agricultural partnerships (Percentage, Custom)

	Baseline	Actual (Previous)	Actual (Current)	End Target
Value	0.00	--	0.00	10.00
Date	27-Feb-2015	--	14-Dec-2015	28-Feb-2020

► Targeted clients who are members of an association (percentage) (Percentage, Core)

	Baseline	Actual (Previous)	Actual (Current)	End Target
Value	0.00	--	0.00	60.00
Date	27-Feb-2015	--	14-Dec-2015	28-Feb-2019


**▲ Targeted clients who are members of an association - male (number) (Number, Core Breakdown)**

	Baseline	Actual (Previous)	Actual (Current)	End Target
Value	0.00	--	0.00	25410.00
Date	27-Feb-2015	--	14-Dec-2015	28-Feb-2019

**▲ Targeted clients who are members of an association – female (number) (Number, Core Breakdown)**

	Baseline	Actual (Previous)	Actual (Current)	End Target
Value	0.00	--	0.00	25410.00
Date	27-Feb-2015	--	14-Dec-2015	28-Feb-2019

**▲ Targeted clients - male (number) (Number, Core Breakdown)**

	Baseline	Actual (Previous)	Actual (Current)	End Target
Value	0.00	--	0.00	42350.00
Date	27-Feb-2015	--	14-Dec-2015	28-Feb-2019

**▲ Targeted clients - female (number) (Number, Core Breakdown)**

	Baseline	Actual (Previous)	Actual (Current)	End Target
Value	0.00	--	0.00	42350.00
Date	27-Feb-2015	--	14-Dec-2015	28-Feb-2019





▶ Client days of training provided (number) (Number, Core)

	Baseline	Actual (Previous)	Actual (Current)	End Target
Value	0.00	--	0.00	20000.00
Date	27-Feb-2015	--	14-Dec-2015	28-Feb-2020

▲ Client days of training provided - Female (number) (Number, Core Breakdown)

	Baseline	Actual (Previous)	Actual (Current)	End Target
Value	0.00	--	0.00	8000.00
Date	27-Feb-2015	--	14-Dec-2015	28-Feb-2020

▶ Audit reports submitted on time (Number, Custom)

	Baseline	Actual (Previous)	Actual (Current)	End Target
Value	0.00	--	0.00	5.00
Date	27-Feb-2015	--	14-Dec-2015	28-Feb-2020

Comments

The first audit is due on June 30, 2016.

▶ Percentage of subprojects with data entered into the MIS from the field (Percentage, Custom)

	Baseline	Actual (Previous)	Actual (Current)	End Target
Value	0.00	--	0.00	60.00
Date	27-Feb-2015	--	14-Dec-2015	28-Feb-2020



► Social accountability pilot scaled up beyond pilot communities (Yes/No, Custom)

	Baseline	Actual (Previous)	Actual (Current)	End Target
Value	N	--	N	Y
Date	27-Feb-2015	--	14-Dec-2015	28-Feb-2018



► Years with adequate government contribution (Number, Custom)

	Baseline	Actual (Previous)	Actual (Current)	End Target
Value	0.00	--	1.00	5.00
Date	27-Feb-2015	--	14-Dec-2015	28-Feb-2020

Overall Comments

## Data on Financial Performance

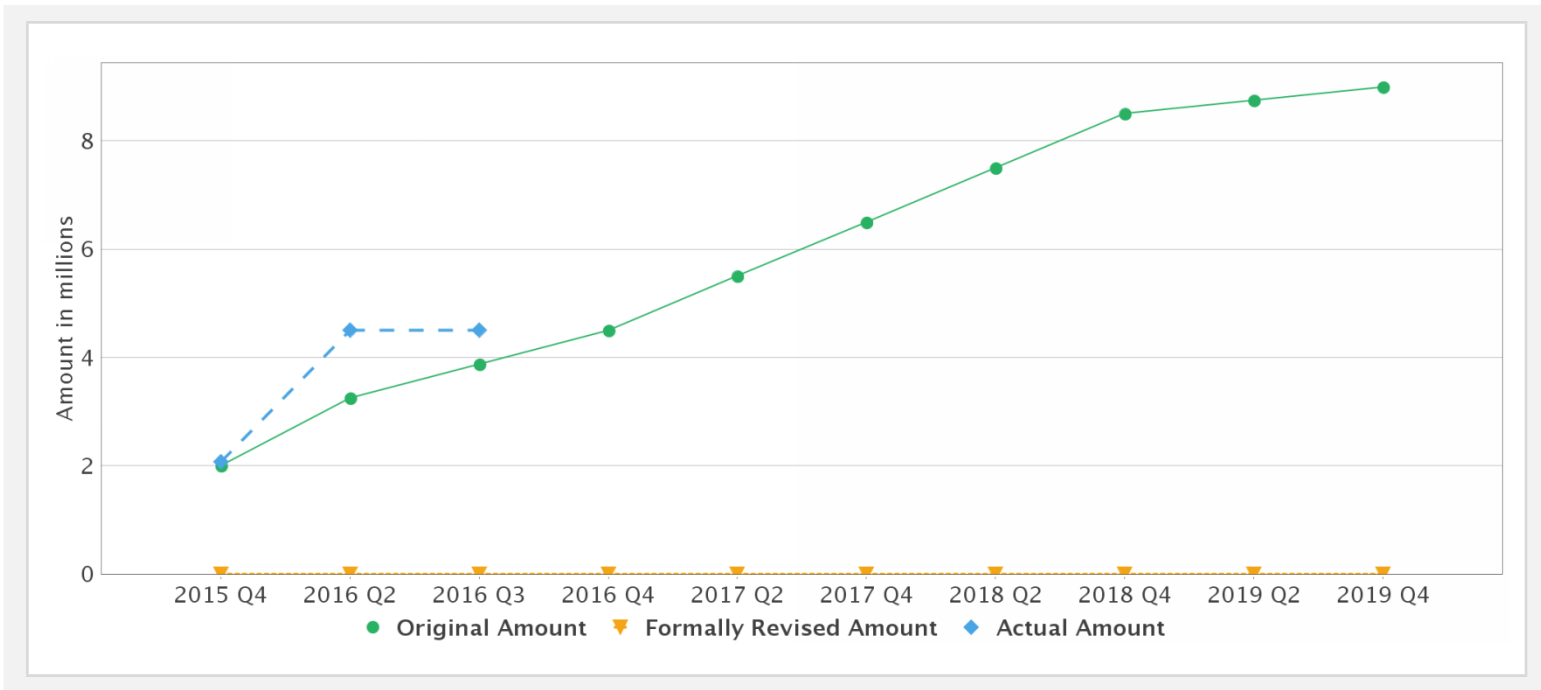
### Disbursements (by loan)

Project	Loan/Credit/TF	Status	Currency	Original	Revised	Cancelled	Disbursed	Undisbursed	Disbursed
P149282	IDA-55740	Effective	USD	5.00	5.00	0.00	0.00	4.60	0%
P149282	IDA-D0220	Effective	USD	4.00	4.00	0.00	2.96	0.78	 74%
P149282	TF-19256	Effective	USD	9.00	9.00	0.00	1.54	7.46	 17%

### Key Dates (by loan)

Project	Loan/Credit/TF	Status	Approval Date	Signing Date	Effectiveness Date	Orig. Closing Date	Rev. Closing Date
P149282	IDA-55740	Effective	21-Nov-2014	29-Jan-2015	27-Feb-2015	28-Feb-2020	28-Feb-2020
P149282	IDA-D0220	Effective	21-Nov-2014	29-Jan-2015	27-Feb-2015	28-Feb-2020	28-Feb-2020
P149282	TF-19256	Effective	21-Nov-2014	17-Apr-2015	17-Apr-2015	28-Feb-2020	28-Feb-2020

## Cumulative Disbursements



### Restructuring History

There has been no restructuring to date.

### Related Project(s)

There are no related projects.