










Results Matrix

Outcomes

Outcome:	1 Proyectos que usan información del NREF nacional para establecer su linea base (anidados)									
Indicators	Flags*	Unit of Measure	Baseline	Baseline Year	Means of verification		2025	2026	2027	EOP
1.1 Forest area of nested REDD projects		hectareas	0.00	2025	Final Evaluation Report	P	0.00	500,000.00	500,000.00	1,000,000.00
						P(a)	0.00	500,000.00	500,000.00	1,000,000.00
						A				0.00

 CRF Indicator

Outputs: Annual Physical and Financial Progress

1 Componente 1 Fortalecimiento de capacidades de actores clave para promover la anidación como herramienta clave para garantizar la integridad ambiental (US\$ 123,000)						Physical Progress					Financial Progress							
Outputs	Output Description	Unit of Measure	Baseline	Baseline Year	Means of verification		2025	2026	2027	EOP		2025	2026	2027	EOP	Theme	Fund	Flags
1.1 Diagnostics and assessments completed	Document detailing the current status of various existing and new REDD+ initiatives, considering different capacities and actors	Diagnostics (#)	0	2025	Progress Report	P	1	1	0	2	P	16776	16777	0	33553	Biodiversity and Ecosystem Conservation	AMZ	
						P(a)	1	1	0	2	P(a)	16776	16777	0	33553			
						A					A							
1.2 Training workshops delivered	Workshops conducted with at least 30% participation of women, 7 indigenous organizations, and 20 public and private entities	Workshops (#)	0	2025	Progress Report	P	2	1	1	4	P	20776	10388	10388	41552	Gender and Diversity	AMZ	
						P(a)	0	0	1	1	P(a)	20776	10388	10388	41552			
						A					A							
1.3 Technical notes created	Technical note recording the process and lessons learned from the nesting pilot in the San Martín region. Outputs: development of a technical note for the nesting pilot	Notes (#)	0	2025	Progress Report	P	0	0	1	1	P			5000	5000	Biodiversity and Ecosystem Conservation	AMZ	
						P(a)	0	0	1	1	P(a)			5000	5000			
						A					A							
1.4 Institutional development plan designed	Roadmap to strengthen local GORE teams and work on the inclusion of related regional budget resources for the next five years	Plans (#)	0	2025	Progress Report	P	0	0	1	1	P	0	27763	15132	42895	Biodiversity and Ecosystem Conservation	AMZ	
						P(a)	0	0	1	1	P(a)	0	27763	15132	42895			
						A					A							
2 Componente 2 Consolidación de un MRV robusto que apoye el proceso de monitoreo de la deforestación (USD 265.000)						Physical Progress					Financial Progress							
Outputs	Output Description	Unit of Measure	Baseline	Baseline Year	Means of verification		2025	2026	2027	EOP		2025	2026	2027	EOP	Theme	Fund	Flags
2.1 Methodologies designed/strengthened	Methodological guide to optimize regional monitoring of land use areas in San Martín.	Methodologies (#)	0	2025	Progress Report	P	0	0	1	1	P	0	16842	0	16842	Biodiversity and Ecosystem Conservation	AMZ	
						P(a)	0	0	0	0	P(a)	0	16842	0	16842			
						A					A							
2.2 New databases created	Database of regional deforestation activity with representation of land use areas for 2024, 2025, and 2026.	Databases (#)	0	2025	Progress Report	P	1	1	1	3	P	0	26814	26814	53628	Biodiversity and Ecosystem Conservation	AMZ	
						P(a)	1	1	1	3	P(a)	0	26814	26814	53628			
						A					A							
2.3 Diagnostics and assessments completed	A comprehensive assessment of the EU technical specifications regarding the traceability of deforestation for agricultural and livestock activities	Diagnostics (#)	0	2025	Progress Report	P	1	1	1	3	P	0	0	8422	8422	Biodiversity and Ecosystem Conservation	AMZ	
						P(a)	0	0	1	1	P(a)	0	0	8422	8422			
						A					A							
2.4 Training workshops delivered	Workshops with key stakeholders on how to use national MRV information for multiple purposes, such as REDD+ and the nesting pilot	Workshops (#)	0	2025	Progress Report	P	0	0	1	1	P	0	0	86108	86108	Biodiversity and Ecosystem Conservation	AMZ	
						P(a)	0	0	1	1	P(a)	0	0	86108	86108			
						A					A							
2.5 Supervision reports completed	Technical and financial supervision of the two components to ensure the integrity of the results, with the support from the GORE	Reports (#)	0	2025	Progress Report	P	0	2	2	4	P	0	50000	50000	100000	Biodiversity and Ecosystem Conservation	AMZ	
						P(a)	0	2	2	4	P(a)	0	50000	50000	100000			
						A					A							

Other Cost
Audit
Management equipment expenses
Project Management Expenses

	2025	2026	2027	Cost
P	\$0.00	\$0.00	\$14,000.00	\$14,000.00
P(a)	\$0.00	\$0.00	\$14,000.00	\$14,000.00
A				
P	\$3,000.00	\$0.00	\$0.00	\$3,000.00
P(a)	\$3,000.00	\$0.00	\$0.00	\$3,000.00
A				
P	\$15,000.00	\$15,000.00	\$15,000.00	\$45,000.00
P(a)	\$15,000.00	\$15,000.00	\$15,000.00	\$45,000.00
A				

	2025	2026	2027	Total Cost
P	\$55,552.00	\$163,584.00	\$230,864.00	\$450,000.00
P(a)	\$55,552.00	\$163,584.00	\$230,864.00	\$450,000.00
A				

Total Cost

 CRF Indicator

 Standard Output Indicator