

















Results Matrix

Outcomes										
Outcome:1 : Sustained compliance with GBON										
Indicators	Flags*	Unit of Measure	Baseline	Baseline Year	Means of verification	2025	2026	2027	EOP	
1.1 # land-based stations as per the GBON National Contribution Plan		#	0.00	2024	Project report	P	0.00	0.00	2.00	2.00
						P(a)	0.00	0.00	2.00	2.00
						A				

 CRF Indicator

Outputs: Annual Physical and Financial Progress

GBON institutional and human capacity developed						Physical Progress					Financial Progress					Theme	Fund	Flags
Outputs	Output Description	Unit of Measure	Baseline	Baseline Year	Means of verification	2025	2026	2027	EOP	2025	2026	2027	EOP					
1.1 Training workshops delivered	# of Gender, Equality and Social Inclusion (GESI) training and gender assessment completed by the NMS stakeholders	Workshops (#)	0	2024	Progress updates / Annual or quarterly reports	P	1	0	0	1	P	10000	0	0	10000	Gender and Diversity	PSC	
						P(a)	1	0	0	1	P(a)	10000	0	0	10000			
						A					A							
1.2 Training workshops delivered	# of workshop for CSO and relevant government ministries to codevelop NMS products to be GESI stakeholders	Workshops (#)	0	2024	Progress updates/Annual or quarterly reports	P	0	2	0	2	P	0	10000	0	10000	Sustainable Energy and Climate Change	PSC	
						P(a)	0	2	0	2	P(a)	0	10000	0	10000			
						A					A							
1.3 Participatory mechanisms for public investment decisions and/or service production or delivery developed	# of consultation with Ministry for Blue Economy and private sector stakeholders regarding marine observation systems	Participatory Mechanisms (#)	0	2024	Progress updates/Annual or quarterly reports	P	0	0	1	1	P	0	0	5000	5000	Sustainable Energy and Climate Change	PSC	
						P(a)	0	0	1	1	P(a)	0	0	5000	5000			
						A					A							
1.4 % of female participants in trainings		%	0	2024	Progress updates/Annual or quarterly reports	P	50	50	50	150	P	0	0	0	0	Gender and Diversity	PSC	
						P(a)	50	50	50	150	P(a)	0	0	0	0			
						A					A							
1.5 Institutional strengthening programs delivered	Incorporation of GESI consideration in the NMS Strategic and Operational plans.	Programs (#)	0	2024	Progress updates/Annual or quarterly reports	P	0	1	0	1	P	0	20000	0	20000	Gender and Diversity	PSC	
						P(a)	0	1	0	1	P(a)	0	20000	0	20000			
						A					A							
1.6 Institutional strengthening programs delivered	Compliance with gender assessment guidelines	Programs (#)	0	2024	Progress updates/Annual or quarterly reports	P	1	0	0	1	P	0	0	0	0	Gender and Diversity	PSC	
						P(a)	1	0	0	1	P(a)	0	0	0	0			
						A					A							
1.7 Training workshops delivered	Identification and commission leadership and management training opportunities.	Workshops (#)	0	2024	Progress updates/Annual or quarterly reports	P	0	1	0	1	P	0	100000	0	100000	Sustainable Energy and Climate Change	PSC	
						P(a)	0	1	0	1	P(a)	0	100000	0	100000			
						A					A							
1.8 Training workshops delivered	# of senior electronics technician completing networks and system administration training.	Workshops (#)	0	2024	Progress updates/Annual or quarterly reports	P	0	1	0	1	P	0	255000	0	255000	Sustainable Energy and Climate Change	PSC	
						P(a)	0	1	0	1	P(a)	0	255000	0	255000			
						A					A							
1.9 % of electronic technicians completed training in calibration, maintenance of observation systems and instruments and site safety.		%	0	2024	Progress updates/Annual or quarterly reports	P	0	50	100	150	P	0	0	0	0	Climate Change	PSC	
						P(a)	0	50	100	150	P(a)	0	0	0	0			
						A					A							
2 GBON infrastructure in place						Physical Progress					Financial Progress					Theme	Fund	Flags
Outputs	Output Description	Unit of Measure	Baseline	Baseline Year	Means of verification	2025	2026	2027	EOP	2025	2026	2027	EOP					
2.1 Institutional strengthening programs delivered	Development and delivery of Surface CDMS data globally via WIS2.	Programs (#)	0	2024	Progress updates/Annual or quarterly reports	P	1	1	1	3	P	20000	22500	22500	65000	Sustainable Energy and Climate Change	PSC	
						P(a)	1	1	1	3	P(a)	20000	22500	22500	65000			
						A					A							
2.2 TC funded equipment delivered	# land-based stations as per the GBON National Contribution Plan	Institutions equipped (#)	0	2024	Progress updates/Annual or quarterly reports	P	2	1	1	4	P	63000	22500	22500	108000	Digital Economy	PSC	
						P(a)	2	1	1	4	P(a)	63000	22500	22500	108000			
						A					A							
2.3 Methodologies designed/strengthened	Adoption of SOP for operations and maintenance of GBON surface stations in NMS QMS.	Methodologies (#)	0	2024	Progress updates/Annual or quarterly reports	P	0	0	1	1	P	0	0	15000	15000	Sustainable Energy and Climate Change	PSC	
						P(a)	0	0	1	1	P(a)	0	0	15000	15000			
						A					A							
3 Sustainability compliance of GBON requirements						Physical Progress					Financial Progress					Theme	Fund	Flags
Outputs	Output Description	Unit of Measure	Baseline	Baseline Year	Means of verification	2025	2026	2027	EOP	2025	2026	2027	EOP					
3.1 Methodologies designed/strengthened	Adoption of SOP for operations and maintenance of GBON surface stations in NMS QMS.	Methodologies (#)	0	2024	Progress updates/Annual or quarterly reports	P	0	0	1	1	P	0	0	5000	5000	Sustainable Energy and Climate Change	PSC	
						P(a)	0	0	1	1	P(a)	0	0	5000	5000			
						A					A							
3.2 Methodologies designed/strengthened	Establishment of national capability to monitor the observation data quality and completeness. SOP for	Methodologies (#)	0	2024	Progress updates/Annual or quarterly reports	P	0	0	1	1	P	0	0	5000	5000	Sustainable Energy and Climate Change	PSC	
						P(a)	0	0	1	1	P(a)	0	0	5000	5000			
						A					A							
3.3 TC funded equipment delivered	Upgraded IT infrastructure equipment procured, installed and operationally available	Institutions equipped (#)	0	2024	Progress updates/Annual or quarterly reports	P	1	0	0	1	P	35000	0	0	35000	Sustainable Infrastructure	PSC	
						P(a)	1	0	0	1	P(a)	35000	0	0	35000			
						A					A							
4 Project Management						Physical Progress					Financial Progress					Theme	Fund	Flags
Outputs	Output Description	Unit of Measure	Baseline	Baseline Year	Means of verification	2025	2026	2027	EOP	2025	2026	2027	EOP					
4.1 Project proposal developed	Terms of reference, including key performance indicators for the recruitment of project officers.	Proposals (#)	0	2024	Progress updates/Annual or quarterly reports	P	1	0	0	1	P	0	0	0	0	Sustainable Energy and Climate Change	PSC	
						P(a)	1	0	0	1	P(a)	0	0	0	0			
						A					A							
4.2 Project implementation unit established	Recruitment of project officers	PIUs (#)	0	2024	Progress updates/Annual or quarterly reports	P	2	0	0	2	P	30000	33000	57000	120000	Sustainable Energy and Climate Change	PSC	
						P(a)	2	0	0	2	P(a)	30000	33000	57000	120000			
						A					A							
4.3 Institutional strengthening programs delivered	Review of the project officers KPIs and update as required.	Programs (#)	0	2024	Progress updates/Annual or quarterly reports	P	0	1	1	2	P	0	0	0	0	Sustainable Energy and Climate Change	PSC	
						P(a)	0	1	1	2	P(a)	0	0	0	0			
						A					A							

Other Cost

Total Cost

	2025	2026	2027	Total Cost
P	\$158,000.00	\$463,000.00	\$132,000.00	\$753,000.00
P(a)	\$158,000.00	\$463,000.00	\$132,000.00	\$753,000.00
A				

 CRF Indicator  Standard Output Indicator