











Results Matrix

Outcomes												
Outcome:	1 Increasing physical connectivity in Paraguay by supporting the development of pre-investment studies for the construction of the Bioceanic Corridor											
Indicators	Flags*	Unit of Measure	Baseline	Baseline Year	Means of verification		2025	2026	2027	2028	2029	EOP
1.1 Pre-investment studies for the construction project of the Bioceanic Corridor		#	0.00	2024	Report completed	P	0.00	0.00	0.00	0.00	1.00	1.00
						P(a)	0.00	0.00	0.00	0.00	1.00	1.00
						A						

 CRF Indicator

Outputs: Annual Physical and Financial Progress

1 Technical studies						Physical Progress							Financial Progress										
Outputs	Output Description	Unit of Measure	Baseline	Baseline Year	Means of verification		2025	2026	2027	2028	2029	EOP		2025	2026	2027	2028	2029	EOP		Theme	Fund	Flags
1.1 Prefeasibility Studies undertaken	Consultancy for the analysis of the potential use of the Bioceanic Corridor	Studies (#)	0	2025	Studies completed	P	0	0	0	1	0	1	P	0	27000	36000	37000	0	100000	Sustainable Infrastructure	W2B		
						P(a)	0	0	0	1	0	1	P(a)	0	27000	36000	37000	0	100000				
						A							A										
1.2 Prefeasibility Studies undertaken	Consultancy for the economic analysis of the Bioceanic Route	Studies (#)	0	2025	Studies completed	P	1	0	0	0	0	1	P	50000	0	0	0	0	50000	Sustainable Infrastructure	W2B		
						P(a)	1	0	0	0	0	1	P(a)	50000	0	0	0	0	50000				
						A							A										
1.3 Prefeasibility Studies undertaken	Consultancy for the analysis of border crossing Brazil - Paraguay	Studies (#)	0	2025	Studies completed	P	0	0	1	0	0	1	P	0	0	40000	0	0	40000	Sustainable Infrastructure	W2B		
						P(a)	0	0	1	0	0	1	P(a)	0	0	40000	0	0	40000				
						A							A										
1.4 Prefeasibility Studies undertaken	Consultancy for the analysis of the Paraguay - Paraná waterway	Studies (#)	0	2025	Studies completed	P	0	0	1	0	0	1	P	1500	34500	24000	0	0	60000	Sustainable Infrastructure	W2B		
						P(a)	0	0	1	0	0	1	P(a)	1500	34500	24000	0	0	60000				
						A							A										
1.5 Prefeasibility Studies undertaken	Consultancy for ethnoengineering criteria implementation for the Bioceanic Corridor	Studies (#)	0	2025	Studies completed	P	0	1	0	0	0	1	P	15000	5000	0	0	0	20000	Sustainable Infrastructure	W2B		
						P(a)	0	1	0	0	0	1	P(a)	15000	5000	0	0	0	20000				
						A							A										
1.6 Prefeasibility Studies undertaken	Technical support consulting for the preparation of bidding documents	Studies (#)	0	2025	Report completed	P	1	0	0	0	0	1	P	20000	0	0	0	0	20000	Sustainable Infrastructure	W2B		
						P(a)	1	0	0	0	0	1	P(a)	20000	0	0	0	0	20000				
						A							A										
1.7 Prefeasibility Studies undertaken	Technical support consulting for the preparation of SNIP documents	Studies (#)	0	2025	Studies completed	P	1	0	0	0	0	1	P	20000	0	0	0	0	20000	Sustainable Infrastructure	W2B		
						P(a)	1	0	0	0	0	1	P(a)	20000	0	0	0	0	20000				
						A							A										
1.8 Supervision reports completed	Consultancy for road safety audit	Reports (#)	0	2025	Report completed	P	0	0	0	0	1	1	P	0	0	0	15000	35000	50000	Sustainable Infrastructure	W2B		
						P(a)	0	0	0	0	1	1	P(a)	0	0	0	15000	35000	50000				
						A							A										
2 Cross-cutting aspects of gender, diversity and inclusion						Physical Progress							Financial Progress										
Outputs	Output Description	Unit of Measure	Baseline	Baseline Year	Means of verification		2025	2026	2027	2028	2029	EOP		2025	2026	2027	2028	2029	EOP		Theme	Fund	Flags
2.1 Prefeasibility Studies undertaken	Consultancy for the analysis of gaps and opportunities for women within the framework of the Bioceanic Route	Studies (#)	0	2025	Studies completed	P	0	1	0	0	0	1	P	2000	18000	0	0	0	20000	Gender and Diversity	W2B		
						P(a)	0	1	0	0	0	1	P(a)	2000	18000	0	0	0	20000				
						A							A										
2.2 Prefeasibility Studies undertaken	Consultancy for the analysis of gaps and opportunities for indigenous people within the framework of the Bioceanic Route	Studies (#)	0	2025	Studies completed	P	0	1	0	0	0	1	P	2000	18000	0	0	0	20000	Gender and Diversity	W2B		
						P(a)	0	1	0	0	0	1	P(a)	2000	18000	0	0	0	20000				
						A							A										

Other Cost

Total Cost

 CRF Indicator

 Standard Output Indicator

	2025	2026	2027	2028	2029	Total Cost
P	\$110,500.00	\$102,500.00	\$100,000.00	\$52,000.00	\$35,000.00	\$400,000.00
P(a)	\$110,500.00	\$102,500.00	\$100,000.00	\$52,000.00	\$35,000.00	\$400,000.00
A						