







Results Matrix

Outcomes

Outcome:	1 Fortalecimiento de la cooperación y armonización regulatoria regional centroamericana en el ámbito sanitario.										
Indicators	Flags*	Unit of Measure	Baseline	Baseline Year	Means of verification		2025	2026	2027	2028	EOP
1.1 ACRS proposal approved by the directors of the NRAs and COMISCA		(#) Digital Tool	0.00	2025	proposal approved	P	0.00	0.00	1.00	1.00	2.00
						P(a)	0.00	0.00	1.00	1.00	2.00
						A					
1.2 Regional roadmap for fully operationalizing the tool for the joint assessment of medicines and vaccines		(#) Documents	0.00	2025	Final Report	P	0.00	0.00	1.00	0.00	1.00
						P(a)	0.00	0.00	1.00	0.00	1.00
						A					
1.3 Governance proposal, organizational structure, and sustainability model for the Central American Health Regulatory		(#) Proposal	0.00	2025	Governance proposal document	P	0.00	0.00	1.00	1.00	2.00
						P(a)	0.00	0.00	1.00	1.00	2.00
						A					

 CRF Indicator

Outputs: Annual Physical and Financial Progress

1 Development of a digital tool for the joint assessment of medicines and vaccines for the SICA Member States.						Physical Progress						Financial Progress								
Outputs	Output Description	Unit of Measure	Baseline	Baseline Year	Means of verification		2025	2026	2027	2028	EOP		2025	2026	2027	2028	EOP	Theme	Fund	Flags
1.1 Diagnostics and assessments completed	Technical document defining standards, processes, functional requirements, interoperability, data structure, and guidelines	Diagnostics (#)	0	2025	Technical document defining the standards, processes, functional requirements, interoperability, data structure, and guidelines	P	0	0	1	0	1	P	0	37000	172000	0	209000	Social Development	W1A	
						P(a)	0	0	1	0	1	P(a)	0	37000	172000	0	209000			
						A						A								
1.2 Tools designed/strengthened	Functional version of the regional digital tool developed, configured, integrated with NRAs, and validated through pilot testing	Tools (#)	0	2025	Functional version of the regional digital tool developed, configured, integrated with NRAs, and validated through pilot testing	P	0	0	0	1	1	P	0	0	34000	241000	275000	Social Development	W1A	
						P(a)	0	0	0	1	1	P(a)	0	0	34000	241000	275000			
						A						A								
2 Implementation of the ACRS pilot						Physical Progress						Financial Progress								
Outputs	Output Description	Unit of Measure	Baseline	Baseline Year	Means of verification		2025	2026	2027	2028	EOP		2025	2026	2027	2028	EOP	Theme	Fund	Flags
2.1 Diagnostics and assessments completed	Standard operating procedures (SOPs), technical guidance, and joint assessment workflow developed and validated by all NRAs	Diagnostics (#)	0	2025	Standard operating procedures (SOPs), technical guidance, and joint assessment workflow developed and validated by all NRAs	P	0	0	1	0	1	P	0	0	32000	0	32000	Social Development	W1A	
						P(a)	0	0	1	0	1	P(a)	0	0	32000	0	32000			
						A						A								
2.2 Pilot interventions implemented	Joint assessment implemented as a pilot, with issuance of a regional technical opinion and recommendations for regulatory authorities	Pilots (#)	0	2025	Joint assessment implemented as a pilot, with issuance of a regional technical opinion and recommendations for regulatory authorities	P	0	0	0	1	1	P	0	0	42000	68000	110000	Social Development	W1A	
						P(a)	0	0	0	1	1	P(a)	0	0	42000	68000	110000			
						A						A								
3 Governance, organizational structure, and sustainability model proposal for the Central American Health Regulatory Agency						Physical Progress						Financial Progress								
Outputs	Output Description	Unit of Measure	Baseline	Baseline Year	Means of verification		2025	2026	2027	2028	EOP		2025	2026	2027	2028	EOP	Theme	Fund	Flags
3.1 Governance models designed/implemented	Preliminary governance and sustainability document developed based on national workshops with NRAs and key stakeholders	Models (#)	0	2025	Preliminary governance and sustainability document developed based on national workshops with NRAs and key stakeholders	P	0	0	0	1	1	P	0	0	0	100000	100000	Social Development	W1A	
						P(a)	0	0	0	1	1	P(a)	0	0	0	100000	100000			
						A						A								
3.2 Launch project workshop implemented	Final proposal for the governance, structure, mandates, financing, and operating model of the Regional Agency, validated by the NRAs	Workshops (#)	0	2025	Final proposal for the governance, structure, mandates, financing, and operating model of the Regional Agency, validated by the NRAs	P	0	0	0	1	1	P	0	0	65000	80000	145000	Social Development	W1A	
						P(a)	0	0	0	1	1	P(a)	0	0	65000	80000	145000			
						A						A								

Other Cost
Operating Expenses

Total Cost

 CRF Indicator  Standard Output Indicator

	2025	2026	2027	2028	Cost
P		\$10,000.00	\$10,000.00	\$10,000.00	\$30,000.00
P(a)		\$10,000.00	\$10,000.00	\$10,000.00	\$30,000.00
A					

	2025	2026	2027	2028	Total Cost
P		\$47,000.00	\$355,000.00	\$499,000.00	\$901,000.00
P(a)		\$47,000.00	\$355,000.00	\$499,000.00	\$901,000.00
A					