



Regional Sahel Pastoralism Support Project (P147674)

AFRICA | Western Africa | Agriculture Global Practice |
IBRD/IDA | Investment Project Financing | FY 2015 | Seq No: 3 | ARCHIVED on 20-Jun-2016 | ISR24152 |

Implementing Agencies: CILSS Permanent Interstate Committee for Drought Control in the Sahel

Key Dates

Key Project Dates

Bank Approval Date:26-May-2015

Effectiveness Date:16-Sep-2015

Planned Mid Term Review Date:01-Nov-2018

Actual Mid-Term Review Date:--

Original Closing Date:31-Dec-2021

Revised Closing Date:31-Dec-2021

Project Development Objectives

Project Development Objective (from Project Appraisal Document)

The Project Development Objective (PDO) is to “improve access to essential productive assets, services, and markets for pastoralists and agro-pastoralists in selected trans-border areas and along transhumance axes across six Sahel countries, and strengthen country capacities to respond promptly and effectively to pastoral crises or emergencies.” In this way, the proposed project will support improved productivity, sustainability, and resilience of pastoral livelihoods, as prioritized in the Nouakchott Declaration on Pastoralism.

The PDO will be achieved through a combination of strategic investments, capacity building, and policy dialogue. The pastoral population includes all people (active and inactive persons of all ages) who are members of a livestock-keeping household that: (i) obtains at least 90 percent of its animal feed requirement from grazing natural vegetation and (ii) derives at least 50 percent of its income from livestock. The agro-pastoral population includes all people (active and inactive persons of all ages) who are members of a livestock-keeping household that: (i) obtains 10 percent or more of its animal feed requirement from crop residues and (ii) derives at least 50 percent of its income from cropping activities.

The main beneficiaries of PRAPS will be pastoralists and agro-pastoralists in Burkina Faso, Chad, Mali, Mauritania, Niger, and Senegal; specific trans-boundary geographic areas and transhumance axes are prioritized in each of these six countries. The proposed project is expected to benefit 2,070,000 people directly (200,000 in Burkina Faso, 400,000 in Chad, 440,000 in Mali, 400,000 in Mauritania, 400,000 in Niger, and 230,000 in Senegal) whose livelihoods rely mainly on pastoral activities, including but not limited to livestock keeping or marketing. Target groups include women and youth, who will benefit from the project’s overall activities and from activities specifically addressing their needs whenever possible. Secondary beneficiaries include service providers (both public and private), as well as national and regional institutions. CILSS will be a major institutional beneficiary of this project, alongside CRSA (Centre Régional de Santé Animale, the ECOWAS Regional Animal Health Center, based in Bamako) and other regional coordinating partners at the technical level. Under the harmonized approach of the Alliance Globale pour la Résilience (Global Alliance for Resilience, AGIR) partnership, the goals of PRAPS and other development partners are expected to align to strengthen coordination and monitoring capacities within the Sahel.

Has the Project Development Objective been changed since Board Approval of the Project Objective?

No

Components



Name

Animal Health Improvement:(Cost \$50.48 M)

Natural Resource Management Enhancement:(Cost \$70.87 M)

Market Access Facilitation:(Cost \$45.38 M)

Pastoral Crisis Management:(Cost \$37.56 M)

Project Management and Institutional Support:(Cost \$43.71 M)

Overall Ratings

Name	Previous Rating	Current Rating
Progress towards achievement of PDO	● Satisfactory	● Satisfactory
Overall Implementation Progress (IP)	● Satisfactory	● Satisfactory
Overall Risk Rating	● Substantial	● Substantial

Implementation Status and Key Decisions

The Regional Sahel Pastoralism Support Project - PRAPS is effective in every country plus CILSS and the OIE (world organization for animal health). National launching events were organized in every country and technical launching events in the field will soon be done in countries that have not yet done so. All countries plus CILSS and OIE are highly committed with a strong ownership of PRAPS (highly visible project) and focused in making sure that activities will soon translate in the start of infrastructure work (rehabilitations) in project areas for targeted beneficiaries.







Risks

Systematic Operations Risk-rating Tool

Risk Category	Rating at Approval	Previous Rating	Current Rating
Political and Governance	--	● High	● High
Macroeconomic	--	● Substantial	● Substantial
Sector Strategies and Policies	--	● Moderate	● Moderate
Technical Design of Project or Program	--	● Substantial	● Substantial
Institutional Capacity for Implementation and Sustainability	--	● Substantial	● Substantial
Fiduciary	--	● Substantial	● Substantial
Environment and Social	--	● Moderate	● Moderate
Stakeholders	--	● Substantial	● Substantial
Other	--	--	--
Overall	--	● Substantial	● Substantial

Results

Project Development Objective Indicators

▶ Herd prevalence of contagious bovine pleuropneumonia [CBPP] - Regional Simple Average (Percentage, Custom)

	Baseline	Actual (Previous)	Actual (Current)	End Target
Value	76.00	--	--	36.00
Date	01-Oct-2015	--	--	30-Jun-2021

▲ Herd prevalence of CBPP - Niger (Percentage, Custom Breakdown)

	Baseline	Actual (Previous)	Actual (Current)	End Target
Value	80.00	--	--	40.00
Date	01-Oct-2015	--	--	30-Jun-2021



▲ Herd prevalence of CBPP - Mauritania (Percentage, Custom Breakdown)

	Baseline	Actual (Previous)	Actual (Current)	End Target
Value	80.00	--	--	40.00
Date	01-Oct-2015	--	--	30-Jun-2021

▲ Herd prevalence of CBPP - Mali (Percentage, Custom Breakdown)

	Baseline	Actual (Previous)	Actual (Current)	End Target
Value	80.00	--	--	40.00
Date	01-Oct-2015	--	--	30-Jun-2021

▲ Herd prevalence of CBPP - Chad (Percentage, Custom Breakdown)

	Baseline	Actual (Previous)	Actual (Current)	End Target
Value	80.00	--	--	40.00
Date	01-Oct-2015	--	--	30-Jun-2021

▲ Herd prevalence of CBPP - Burkina Faso (Percentage, Custom Breakdown)

	Baseline	Actual (Previous)	Actual (Current)	End Target
Value	80.00	--	--	40.00
Date	01-Oct-2015	--	--	30-Jun-2021

▲ Herd prevalence of CBPP - Senegal (Percentage, Custom Breakdown)

	Baseline	Actual (Previous)	Actual (Current)	End Target
Value	60.00	--	--	20.00



Date	01-Oct-2015	--	--	30-Jun-2021
------	-------------	----	----	-------------

► Post-vaccinal seroprevalence of peste des petits ruminants [PPR] - Regional Simple Average (Percentage, Custom)

	Baseline	Actual (Previous)	Actual (Current)	End Target
Value	33.00	--	--	63.00
Date	01-Oct-2015	--	--	30-Jun-2021

▲ Post-vaccinal seroprevalence of peste des petits ruminants [PPR] - Senegal (Percentage, Custom Breakdown)

	Baseline	Actual (Previous)	Actual (Current)	End Target
Value	40.00	--	--	70.00
Date	01-Oct-2015	--	--	30-Jun-2021

▲ Post-vaccinal seroprevalence of peste des petits ruminants [PPR] - Niger (Percentage, Custom Breakdown)

	Baseline	Actual (Previous)	Actual (Current)	End Target
Value	40.00	--	--	70.00
Date	01-Oct-2015	--	--	30-Jun-2021

▲ Post-vaccinal seroprevalence of peste des petits ruminants [PPR] - Mauritania (Percentage, Custom Breakdown)

	Baseline	Actual (Previous)	Actual (Current)	End Target
Value	30.00	--	--	60.00
Date	01-Oct-2015	--	--	30-Jun-2021



▲ Post-vaccinal seroprevalence of peste des petits ruminants [PPR] - Mali (Percentage, Custom Breakdown)

	Baseline	Actual (Previous)	Actual (Current)	End Target
Value	30.00	--	--	60.00
Date	01-Oct-2015	--	--	30-Jun-2021

▲ Post-vaccinal seroprevalence of peste des petits ruminants [PPR] - Chad (Percentage, Custom Breakdown)

	Baseline	Actual (Previous)	Actual (Current)	End Target
Value	30.00	--	--	60.00
Date	01-Oct-2015	--	--	30-Jun-2021

▲ Post-vaccinal seroprevalence of peste des petits ruminants [PPR] - Burkina Faso (Percentage, Custom Breakdown)

	Baseline	Actual (Previous)	Actual (Current)	End Target
Value	30.00	--	--	60.00
Date	01-Oct-2015	--	--	30-Jun-2021

► Land area where sustainable land mgt. practices were adopted as a result of proj (Hectare(Ha), Core)

	Baseline	Actual (Previous)	Actual (Current)	End Target
Value	0.00	--	--	2450000.00
Date	01-Oct-2015	--	--	30-Jun-2021

▲ Land area where sustainable land mgt. practices were adopted as a result of project - Senegal (Hectare(Ha), Custom Breakdown)

	Baseline	Actual (Previous)	Actual (Current)	End Target
Value	0.00	--	--	200000.00



Date	01-Oct-2015	--	--	30-Jun-2021
------	-------------	----	----	-------------

▲ Land area where sustainable land mgt. practices were adopted as a result of project - Niger (Hectare(Ha), Custom Breakdown)

	Baseline	Actual (Previous)	Actual (Current)	End Target
Value	0.00	--	--	300000.00
Date	01-Oct-2015	--	--	30-Jun-2021

▲ Land area where sustainable land mgt. practices were adopted as a result of project - Mauritania (Hectare(Ha), Custom Breakdown)

	Baseline	Actual (Previous)	Actual (Current)	End Target
Value	0.00	--	--	300000.00
Date	01-Oct-2015	--	--	30-Jun-2021

▲ Land area where sustainable land mgt. practices were adopted as a result of project - Mali (Hectare(Ha), Custom Breakdown)

	Baseline	Actual (Previous)	Actual (Current)	End Target
Value	0.00	--	--	500000.00
Date	01-Oct-2015	--	--	30-Jun-2021

▲ Land area where sustainable land mgt. practices were adopted as a result of project - Chad (Hectare(Ha), Custom Breakdown)

	Baseline	Actual (Previous)	Actual (Current)	End Target
Value	0.00	--	--	750000.00
Date	01-Oct-2015	--	--	30-Jun-2021



▲ Land area where sustainable land mgt. practices were adopted as a result of project - Burkina Faso (Hectare(Ha), Custom Breakdown)

	Baseline	Actual (Previous)	Actual (Current)	End Target
Value	0.00	--	--	400000.00
Date	01-Oct-2015	--	--	30-Jun-2021

▶ Average distance between functional water points accessible to pastoralists and agropastoralists in targeted zones - Regional simple average (Kilometers, Custom)

	Baseline	Actual (Previous)	Actual (Current)	End Target
Value	47.00	--	--	27.00
Date	01-Oct-2015	--	--	30-Jun-2021

▲ Average distance between functional water points accessible to pastoralists and agropastoralists in targeted zones - Senegal (Kilometers, Custom Breakdown)

	Baseline	Actual (Previous)	Actual (Current)	End Target
Value	50.00	--	--	35.00
Date	01-Oct-2015	--	--	30-Jun-2021

▲ Average distance between functional water points accessible to pastoralists and agropastoralists in targeted zones - Niger (Kilometers, Custom Breakdown)

	Baseline	Actual (Previous)	Actual (Current)	End Target
Value	50.00	--	--	20.00
Date	01-Oct-2015	--	--	30-Jun-2021

▲ Average distance between functional water points accessible to pastoralists and agropastoralists in targeted zones - Mauritania (Kilometers, Custom Breakdown)

	Baseline	Actual (Previous)	Actual (Current)	End Target
Value	50.00	--	--	35.00



Date	01-Oct-2015	--	--	30-Jun-2021
------	-------------	----	----	-------------

▲ Average distance between functional water points accessible to pastoralists and agropastoralists in targeted zones - Mali (Kilometers, Custom Breakdown)

	Baseline	Actual (Previous)	Actual (Current)	End Target
Value	50.00	--	--	20.00
Date	01-Oct-2015	--	--	30-Jun-2021

▲ Average distance between functional water points accessible to pastoralists and agropastoralists in targeted zones - Chad (Kilometers, Custom Breakdown)

	Baseline	Actual (Previous)	Actual (Current)	End Target
Value	40.00	--	--	25.00
Date	01-Oct-2015	--	--	30-Jun-2021

▲ Average distance between functional water points accessible to pastoralists and agro-pastoralists in targeted zones - Burkina Faso (Kilometers, Custom Breakdown)

	Baseline	Actual (Previous)	Actual (Current)	End Target
Value	40.00	--	--	25.00
Date	01-Oct-2015	--	--	30-Jun-2021

▶ Animals sold at markets rehabilitated and constructed as a result of the project - Regional Total (Number, Custom)

	Baseline	Actual (Previous)	Actual (Current)	End Target
Value	720000.00	--	--	1877000.00
Date	01-Oct-2015	--	--	30-Jun-2021



▲ Animals sold at markets rehabilitated and constructed as a result of the project - Senegal (Number, Custom Breakdown)

	Baseline	Actual (Previous)	Actual (Current)	End Target
Value	60000.00	--	--	100000.00
Date	01-Oct-2015	--	--	30-Jun-2021

▲ Animals sold at markets rehabilitated and constructed as a result of the project - Niger (Number, Custom Breakdown)

	Baseline	Actual (Previous)	Actual (Current)	End Target
Value	225000.00	--	--	750000.00
Date	01-Oct-2015	--	--	30-Jun-2021

▲ Animals sold at markets rehabilitated and constructed as a result of the project - Mauritania (Number, Custom Breakdown)

	Baseline	Actual (Previous)	Actual (Current)	End Target
Value	80000.00	--	--	300000.00
Date	01-Oct-2015	--	--	30-Jun-2021

▲ Animals sold at markets rehabilitated and constructed as a result of the project - Mali (Number, Custom Breakdown)

	Baseline	Actual (Previous)	Actual (Current)	End Target
Value	90000.00	--	--	227000.00
Date	01-Oct-2015	--	--	30-Jun-2021

▲ Animals sold at markets rehabilitated and constructed as a result of the project - Chad (Number, Custom Breakdown)



	Baseline	Actual (Previous)	Actual (Current)	End Target
Value	40000.00	--	--	200000.00
Date	01-Oct-2015	--	--	30-Jun-2021

▲ Animals sold at markets rehabilitated and constructed as a result of the project - Burkina Faso (Number, Custom Breakdown)

	Baseline	Actual (Previous)	Actual (Current)	End Target
Value	225000.00	--	--	300000.00
Date	01-Oct-2015	--	--	30-Jun-2021

▶ In pastoral crisis, time to reach 50 percent targeted beneficiaries as foreseen in the inclusive intervention plan - Regional simple average (Weeks, Custom)

	Baseline	Actual (Previous)	Actual (Current)	End Target
Value	33.00	--	--	13.00
Date	01-Oct-2015	--	--	30-Jun-2021

▲ In pastoral crisis, time to reach 50 percent targeted beneficiaries as foreseen in the inclusive intervention plan - Senegal (Weeks, Custom Breakdown)

	Baseline	Actual (Previous)	Actual (Current)	End Target
Value	8.00	--	--	4.00
Date	01-Oct-2015	--	--	30-Jun-2021

▲ In pastoral crisis, time to reach 50 percent targeted beneficiaries as foreseen in the inclusive intervention plan - Niger (Weeks, Custom Breakdown)

	Baseline	Actual (Previous)	Actual (Current)	End Target
Value	15.00	--	--	6.00
Date	01-Oct-2015	--	--	30-Jun-2021



▲ In pastoral crisis, time to reach 50 percent targeted beneficiaries as foreseen in the inclusive intervention plan - Mauritania (Weeks, Custom Breakdown)

	Baseline	Actual (Previous)	Actual (Current)	End Target
Value	18.00	--	--	9.00
Date	01-Oct-2015	--	--	30-Jun-2021

▲ In pastoral crisis, time to reach 50 percent targeted beneficiaries as foreseen in the inclusive intervention plan - Mali (Weeks, Custom Breakdown)

	Baseline	Actual (Previous)	Actual (Current)	End Target
Value	52.00	--	--	10.00
Date	01-Oct-2015	--	--	30-Jun-2021

▲ In pastoral crisis, time to reach 50 percent targeted beneficiaries as foreseen in the inclusive intervention plan - Chad (Weeks, Custom Breakdown)

	Baseline	Actual (Previous)	Actual (Current)	End Target
Value	52.00	--	--	20.00
Date	01-Oct-2015	--	--	30-Jun-2021

▲ In pastoral crisis, time to reach 50 percent targeted beneficiaries as foreseen in the inclusive intervention plan - Burkina Faso (Weeks, Custom Breakdown)

	Baseline	Actual (Previous)	Actual (Current)	End Target
Value	52.00	--	--	30.00
Date	01-Oct-2015	--	--	30-Jun-2021

► Direct project beneficiaries (Number, Core)



	Baseline	Actual (Previous)	Actual (Current)	End Target
Value	0.00	--	--	2070000.00
Date	01-Oct-2015	--	--	30-Jun-2021

▲ Direct Project Beneficiaries - Senegal (Number, Custom Breakdown)

	Baseline	Actual (Previous)	Actual (Current)	End Target
Value	0.00	--	--	230000.00
Date	01-Oct-2015	--	--	30-Jun-2021

▷ Female Beneficiaries - Senegal (Number, Custom Breakdown)

	Baseline	Actual (Previous)	Actual (Current)	End Target
Value	0.00	--	--	69000.00
Date	01-Oct-2015	--	--	30-Jun-2021

▲ Direct Project Beneficiaries - Niger (Number, Custom Breakdown)

	Baseline	Actual (Previous)	Actual (Current)	End Target
Value	0.00	--	--	400000.00
Date	01-Oct-2015	--	--	30-Jun-2021

▷ Female Beneficiaries - Niger (Number, Custom Breakdown)

	Baseline	Actual (Previous)	Actual (Current)	End Target
Value	0.00	--	--	120000.00
Date	01-Oct-2015	--	--	30-Jun-2021



▲ Direct Project Beneficiaries - Mauritania (Number, Custom Breakdown)

	Baseline	Actual (Previous)	Actual (Current)	End Target
Value	0.00	--	--	400000.00
Date	01-Oct-2015	--	--	30-Jun-2021

▷ Female Beneficiaries - Mauritania (Number, Custom Breakdown)

	Baseline	Actual (Previous)	Actual (Current)	End Target
Value	0.00	--	--	120000.00
Date	01-Oct-2015	--	--	30-Jun-2021

▲ Direct Project Beneficiaries - Mali (Number, Custom Breakdown)

	Baseline	Actual (Previous)	Actual (Current)	End Target
Value	0.00	--	--	440000.00
Date	01-Oct-2015	--	--	30-Jun-2021

▷ Female Beneficiaries - Mali (Number, Custom Breakdown)

	Baseline	Actual (Previous)	Actual (Current)	End Target
Value	0.00	--	--	132000.00
Date	01-Oct-2015	--	--	30-Jun-2021

▲ Direct Project Beneficiaries - Chad (Number, Custom Breakdown)

	Baseline	Actual (Previous)	Actual (Current)	End Target
Value	0.00	--	--	400000.00



Date	01-Oct-2015	--	--	30-Jun-2021
------	-------------	----	----	-------------

▷ Female Beneficiaries - Chad (Number, Custom Breakdown)

	Baseline	Actual (Previous)	Actual (Current)	End Target
Value	0.00	--	--	120000.00
Date	01-Oct-2015	--	--	30-Jun-2021

▲ Direct Project Beneficiaries - Burkina Faso (Number, Custom Breakdown)

	Baseline	Actual (Previous)	Actual (Current)	End Target
Value	0.00	--	--	200000.00
Date	01-Oct-2015	--	--	30-Jun-2021

▷ Female Beneficiaries - Burkina Faso (Number, Custom Breakdown)

	Baseline	Actual (Previous)	Actual (Current)	End Target
Value	0.00	--	--	60000.00
Date	01-Oct-2015	--	--	30-Jun-2021

▲ Female beneficiaries (Percentage, Core Supplement)

	Baseline	Actual (Previous)	Actual (Current)	End Target
Value	0.00	--	--	30.00



Overall Comments

All actual values are still baseline values for all indicators: this is in line with PAD and values set in Results Framework for Year 1, dedicated to installation of teams and to the beginning of activities (planning stage).

Intermediate Results Indicators

► Share of animals vaccinated against CBPP - Regional Average (Percentage, Custom)

	Baseline	Actual (Previous)	Actual (Current)	End Target
Value	47.00	--	--	68.00
Date	01-Oct-2015	--	--	30-Jun-2021

▲ Share of animals vaccinated against CBPP - Niger (Percentage, Custom Breakdown)

	Baseline	Actual (Previous)	Actual (Current)	End Target
Value	52.00	--	--	80.00
Date	01-Oct-2015	--	--	30-Jun-2021

▲ Share of animals vaccinated against CBPP - Mauritania (Percentage, Custom Breakdown)

	Baseline	Actual (Previous)	Actual (Current)	End Target
Value	75.00	--	--	85.00
Date	01-Oct-2015	--	--	30-Jun-2021

▲ Share of animals vaccinated against CBPP - Mali (Percentage, Custom Breakdown)

	Baseline	Actual (Previous)	Actual (Current)	End Target
Value	60.00	--	--	80.00
Date	01-Oct-2015	--	--	30-Jun-2021



▲ Share of animals vaccinated against CBPP - Chad (Percentage, Custom Breakdown)

	Baseline	Actual (Previous)	Actual (Current)	End Target
Value	10.00	--	--	45.00
Date	01-Oct-2015	--	--	30-Jun-2021

▲ Share of animals vaccinated against CBPP - Burkina Faso (Percentage, Custom Breakdown)

	Baseline	Actual (Previous)	Actual (Current)	End Target
Value	33.00	--	--	50.00
Date	01-Oct-2015	--	--	30-Jun-2021

▶ Share of animals vaccinated against PPR - Regional Average (Percentage, Custom)

	Baseline	Actual (Previous)	Actual (Current)	End Target
Value	13.00	--	--	34.00
Date	01-Oct-2015	--	--	30-Jun-2021

▲ Share of animals vaccinated against PPR - Senegal (Percentage, Custom Breakdown)

	Baseline	Actual (Previous)	Actual (Current)	End Target
Value	20.00	--	--	50.00
Date	01-Oct-2015	--	--	30-Jun-2021



▲ Share of animals vaccinated against PPR - Niger (Percentage, Custom Breakdown)

	Baseline	Actual (Previous)	Actual (Current)	End Target
Value	35.00	--	--	55.00
Date	01-Oct-2015	--	--	30-Jun-2021

▲ Share of animals vaccinated against PPR - Mauritania (Percentage, Custom Breakdown)

	Baseline	Actual (Previous)	Actual (Current)	End Target
Value	0.00	--	--	45.00
Date	01-Oct-2015	--	--	30-Jun-2021

▲ Share of animals vaccinated against PPR - Mali (Percentage, Custom Breakdown)

	Baseline	Actual (Previous)	Actual (Current)	End Target
Value	7.00	--	--	20.00
Date	01-Oct-2015	--	--	30-Jun-2021

▲ Share of animals vaccinated against PPR - Chad (Percentage, Custom Breakdown)

	Baseline	Actual (Previous)	Actual (Current)	End Target
Value	0.00	--	--	25.00
Date	01-Oct-2015	--	--	30-Jun-2021



▲ Share of animals vaccinated against PPR - Burkina Faso (Percentage, Custom Breakdown)

	Baseline	Actual (Previous)	Actual (Current)	End Target
Value	3.00	--	--	10.00
Date	01-Oct-2015	--	--	30-Jun-2021

▶ Veterinary units constructed or rehabilitated by the project that are functional in the targeted zones - Regional (Number, Custom)

	Baseline	Actual (Previous)	Actual (Current)	End Target
Value	0.00	--	--	238.00
Date	01-Oct-2015	--	--	30-Jun-2021

▲ Veterinary units constructed or rehabilitated by the project that are functional in the targeted zones - Senegal (Number, Custom Breakdown)

	Baseline	Actual (Previous)	Actual (Current)	End Target
Value	0.00	--	--	11.00
Date	01-Oct-2015	--	--	30-Jun-2021

▲ Veterinary units constructed or rehabilitated by the project that are functional in the targeted zones - Niger (Number, Custom Breakdown)

	Baseline	Actual (Previous)	Actual (Current)	End Target
Value	0.00	--	--	35.00
Date	01-Oct-2015	--	--	30-Jun-2021



▲ Veterinary units constructed or rehabilitated by the project that are functional in the targeted zones - Mauritania (Number, Custom Breakdown)

	Baseline	Actual (Previous)	Actual (Current)	End Target
Value	0.00	--	--	47.00
Date	01-Oct-2015	--	--	30-Jun-2021

▲ Veterinary units constructed or rehabilitated by the project that are functional in the targeted zones - Mali (Number, Custom Breakdown)

	Baseline	Actual (Previous)	Actual (Current)	End Target
Value	0.00	--	--	29.00
Date	01-Oct-2015	--	--	30-Jun-2021

▲ Veterinary units constructed or rehabilitated by the project that are functional in the targeted zones - Chad (Number, Custom Breakdown)

	Baseline	Actual (Previous)	Actual (Current)	End Target
Value	0.00	--	--	82.00
Date	01-Oct-2015	--	--	30-Jun-2021

▲ Veterinary units constructed or rehabilitated by the project that are functional in the targeted zones - Burkina Faso (Number, Custom Breakdown)

	Baseline	Actual (Previous)	Actual (Current)	End Target
Value	0.00	--	--	34.00
Date	01-Oct-2015	--	--	30-Jun-2021



▶ Share of targeted zones under joint natural resources management - Regional average (Percentage, Custom)

	Baseline	Actual (Previous)	Actual (Current)	End Target
Value	0.00	--	--	28.00
Date	01-Oct-2015	--	--	30-Jun-2021

▲ Share of targeted zones under joint natural resources management - Burkina Faso (Percentage, Custom Breakdown)

	Baseline	Actual (Previous)	Actual (Current)	End Target
Value	0.00	--	--	30.00
Date	01-Oct-2015	--	--	30-Jun-2021

▲ Share of targeted zones under joint natural resources management - Chad (Percentage, Custom Breakdown)

	Baseline	Actual (Previous)	Actual (Current)	End Target
Value	0.00	--	--	33.00
Date	01-Oct-2015	--	--	30-Jun-2021

▲ Share of targeted zones under joint natural resources management - Mali (Percentage, Custom Breakdown)

	Baseline	Actual (Previous)	Actual (Current)	End Target
Value	0.00	--	--	30.00
Date	01-Oct-2015	--	--	30-Jun-2021



▲ Share of targeted zones under joint natural resources management - Mauritania (Percentage, Custom Breakdown)

	Baseline	Actual (Previous)	Actual (Current)	End Target
Value	0.00	--	--	20.00
Date	01-Oct-2015	--	--	30-Jun-2021

▲ Share of targeted zones under joint natural resources management - Niger (Percentage, Custom Breakdown)

	Baseline	Actual (Previous)	Actual (Current)	End Target
Value	0.00	--	--	25.00
Date	01-Oct-2015	--	--	30-Jun-2021

▲ Share of targeted zones under joint natural resources management - Senegal (Percentage, Custom Breakdown)

	Baseline	Actual (Previous)	Actual (Current)	End Target
Value	0.00	--	--	30.00
Date	01-Oct-2015	--	--	30-Jun-2021

▶ Functional waterpoints accessible to pastoralists and agropastoralists in targeted zones as a result of the project - Regional (Number, Custom)

	Baseline	Actual (Previous)	Actual (Current)	End Target
Value	0.00	--	--	395.00
Date	01-Oct-2015	--	--	30-Jun-2021



▲ Functional waterpoints accessible to pastoralists and agropastoralists in targeted zones as a result of the project - Burkina Faso (Number, Custom Breakdown)

	Baseline	Actual (Previous)	Actual (Current)	End Target
Value	0.00	--	--	80.00
Date	01-Oct-2015	--	--	30-Jun-2021

▲ Functional waterpoints accessible to pastoralists and agropastoralists in targeted zones as a result of the project - Chad (Number, Custom Breakdown)

	Baseline	Actual (Previous)	Actual (Current)	End Target
Value	0.00	--	--	80.00
Date	01-Oct-2015	--	--	30-Jun-2021

▲ Functional waterpoints accessible to pastoralists and agropastoralists in targeted zones as a result of the project - Mali (Number, Custom Breakdown)

	Baseline	Actual (Previous)	Actual (Current)	End Target
Value	0.00	--	--	60.00
Date	01-Oct-2015	--	--	30-Jun-2021

▲ Functional waterpoints accessible to pastoralists and agropastoralists in targeted zones as a result of the project - Mauritania (Number, Custom Breakdown)

	Baseline	Actual (Previous)	Actual (Current)	End Target
Value	0.00	--	--	70.00
Date	01-Oct-2015	--	--	30-Jun-2021



▲ Functional waterpoints accessible to pastoralists and agropastoralists in targeted zones as a result of the project - Niger (Number, Custom Breakdown)

	Baseline	Actual (Previous)	Actual (Current)	End Target
Value	0.00	--	--	65.00
Date	01-Oct-2015	--	--	30-Jun-2021

▲ Functional waterpoints accessible to pastoralists and agropastoralists in targeted zones as a result of the project - Senegal (Number, Custom Breakdown)

	Baseline	Actual (Previous)	Actual (Current)	End Target
Value	0.00	--	--	40.00
Date	01-Oct-2015	--	--	30-Jun-2021

▶ Markets operational according to defined criteria (rehabilitated and constructed as a result of the project) - Regional (Number, Custom)

	Baseline	Actual (Previous)	Actual (Current)	End Target
Value	0.00	--	--	84.00
Date	01-Oct-2015	--	--	30-Jun-2021

▲ Markets operational according to defined criteria (rehabilitated and constructed as a result of the project) - Burkina Faso (Number, Custom Breakdown)

	Baseline	Actual (Previous)	Actual (Current)	End Target
Value	0.00	--	--	8.00
Date	01-Oct-2015	--	--	30-Jun-2021



▲ Markets operational according to defined criteria (rehabilitated and constructed as a result of the project) - Chad (Number, Custom Breakdown)

	Baseline	Actual (Previous)	Actual (Current)	End Target
Value	0.00	--	--	12.00
Date	01-Oct-2015	--	--	30-Jun-2021

▲ Markets operational according to defined criteria (rehabilitated and constructed as a result of the project) - Mali (Number, Custom Breakdown)

	Baseline	Actual (Previous)	Actual (Current)	End Target
Value	0.00	--	--	7.00
Date	01-Oct-2015	--	--	30-Jun-2021

▲ Markets operational according to defined criteria (rehabilitated and constructed as a result of the project) - Mauritania (Number, Custom Breakdown)

	Baseline	Actual (Previous)	Actual (Current)	End Target
Value	0.00	--	--	20.00
Date	01-Oct-2015	--	--	30-Jun-2021

▲ Markets operational according to defined criteria (rehabilitated and constructed as a result of the project) - Niger (Number, Custom Breakdown)

	Baseline	Actual (Previous)	Actual (Current)	End Target
Value	0.00	--	--	29.00
Date	01-Oct-2015	--	--	30-Jun-2021



▲ Markets operational according to defined criteria (rehabilitated and constructed as a result of the project) - Senegal (Number, Custom Breakdown)

	Baseline	Actual (Previous)	Actual (Current)	End Target
Value	0.00	--	--	8.00
Date	01-Oct-2015	--	--	30-Jun-2021

▶ Specific pastoral parameters integrated in national early warning system - Regional (Number, Custom)

	Baseline	Actual (Previous)	Actual (Current)	End Target
Value	4.00	--	--	8.00
Date	01-Oct-2015	--	--	30-Jun-2021

▲ Specific pastoral parameters integrated in national early warning system - Burkina Faso (Number, Custom Breakdown)

	Baseline	Actual (Previous)	Actual (Current)	End Target
Value	4.00	--	--	8.00
Date	01-Oct-2015	--	--	30-Jun-2021

▲ Specific pastoral parameters integrated in national early warning system - Chad (Number, Custom Breakdown)

	Baseline	Actual (Previous)	Actual (Current)	End Target
Value	2.00	--	--	5.00
Date	01-Oct-2015	--	--	30-Jun-2021



▲ Specific pastoral parameters integrated in national early warning system - Mali (Number, Custom Breakdown)

	Baseline	Actual (Previous)	Actual (Current)	End Target
Value	6.00	--	--	10.00
Date	01-Oct-2015	--	--	30-Jun-2021

▲ Specific pastoral parameters integrated in national early warning system - Mauritania (Number, Custom Breakdown)

	Baseline	Actual (Previous)	Actual (Current)	End Target
Value	4.00	--	--	9.00
Date	01-Oct-2015	--	--	30-Jun-2021

▲ Specific pastoral parameters integrated in national early warning system - Niger (Number, Custom Breakdown)

	Baseline	Actual (Previous)	Actual (Current)	End Target
Value	4.00	--	--	7.00
Date	01-Oct-2015	--	--	30-Jun-2021

▲ Specific pastoral parameters integrated in national early warning system - Senegal (Number, Custom Breakdown)

	Baseline	Actual (Previous)	Actual (Current)	End Target
Value	4.00	--	--	9.00
Date	01-Oct-2015	--	--	30-Jun-2021



▶ Time between request from government to making funds available to respond to an eligible pastoral crisis - Regional Average (Weeks, Custom)

	Baseline	Actual (Previous)	Actual (Current)	End Target
Value	35.00	--	--	12.00
Date	01-Oct-2015	--	--	30-Jun-2021

▲ Time between request from government to making funds available to respond to an eligible pastoral crisis - Niger (Weeks, Custom Breakdown)

	Baseline	Actual (Previous)	Actual (Current)	End Target
Value	32.00	--	--	12.00
Date	01-Oct-2015	--	--	30-Jun-2021

▲ Time between request from government to making funds available to respond to an eligible pastoral crisis - Senegal (Weeks, Custom Breakdown)

	Baseline	Actual (Previous)	Actual (Current)	End Target
Value	16.00	--	--	12.00
Date	01-Oct-2015	--	--	30-Jun-2021

▲ Time between request from government to making funds available to respond to an eligible pastoral crisis - Mauritania (Weeks, Custom Breakdown)

	Baseline	Actual (Previous)	Actual (Current)	End Target
Value	24.00	--	--	12.00
Date	01-Oct-2015	--	--	30-Jun-2021



▲ Time between request from government to making funds available to respond to an eligible pastoral crisis - Burkina Faso (Weeks, Custom Breakdown)

	Baseline	Actual (Previous)	Actual (Current)	End Target
Value	52.00	--	--	12.00
Date	01-Oct-2015	--	--	30-Jun-2021

▲ Time between request from government to making funds available to respond to an eligible pastoral crisis - Chad (Weeks, Custom Breakdown)

	Baseline	Actual (Previous)	Actual (Current)	End Target
Value	32.00	--	--	12.00
Date	01-Oct-2015	--	--	30-Jun-2021

▲ Time between request from government to making funds available to respond to an eligible pastoral crisis - Mali (Weeks, Custom Breakdown)




	Baseline	Actual (Previous)	Actual (Current)	End Target
Value	52.00	--	--	12.00
Date	01-Oct-2015	--	--	30-Jun-2021

Overall Comments

All actual values are still baseline values for all indicators: this is in line with PAD and values set in Results Framework for Year 1, dedicated to installation of teams and to the beginning of activities (planning stage).

Data on Financial Performance

Disbursements (by loan)

Project	Loan/Credit/TF	Status	Currency	Original	Revised	Cancelled	Disbursed	Undisbursed	Disbursed
P147674	IDA-56490	Effective	XDR	21.80	21.80	0.00	1.66	20.14	 8%
P147674	IDA-56500	Effective	XDR	32.70	32.70	0.00	2.26	30.44	 7%
P147674	IDA-56510	Effective	XDR	32.70	32.70	0.00	2.50	30.20	 8%

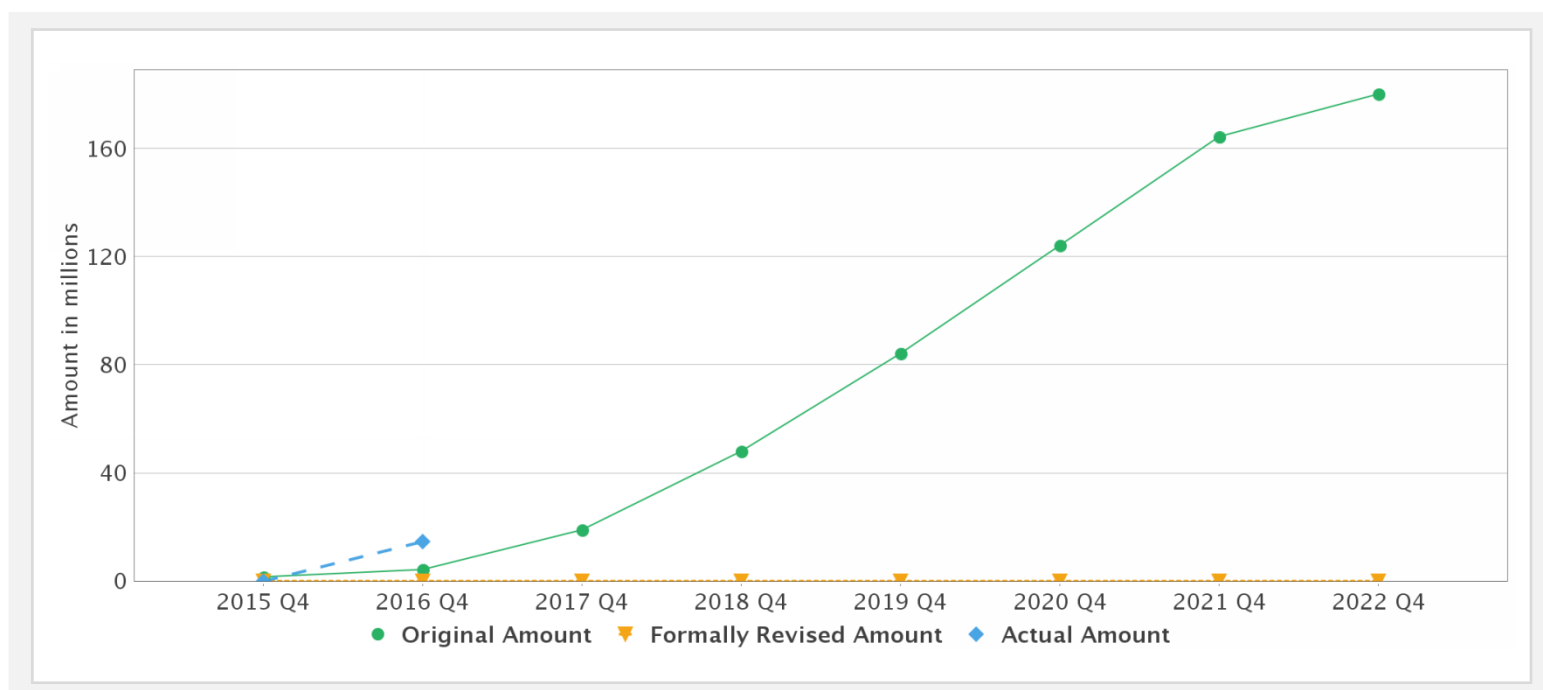


P147674	IDA-56520	Effective	XDR	21.80	21.80	0.00	1.65	20.15	<div style="width: 8%; background-color: green;"></div>	8%
P147674	IDA-D0640	Effective	XDR	5.80	5.80	0.00	1.40	4.40	<div style="width: 24%; background-color: green;"></div>	24%
P147674	IDA-D0650	Effective	XDR	32.70	32.70	0.00	2.35	30.35	<div style="width: 7%; background-color: green;"></div>	7%
P147674	IDA-D0660	Effective	XDR	32.70	32.70	0.00	2.76	29.94	<div style="width: 8%; background-color: green;"></div>	8%

Key Dates (by loan)

Project	Loan/Credit/TF	Status	Approval Date	Signing Date	Effectiveness Date	Orig. Closing Date	Rev. Closing Date
P147674	IDA-56490	Effective	26-May-2015	02-Jul-2015	14-Jan-2016	31-Dec-2021	31-Dec-2021
P147674	IDA-56500	Effective	26-May-2015	19-Jun-2015	02-Nov-2015	31-Dec-2021	31-Dec-2021
P147674	IDA-56510	Effective	26-May-2015	24-Jun-2015	17-Sep-2015	31-Dec-2021	31-Dec-2021
P147674	IDA-56520	Effective	26-May-2015	19-Jun-2015	08-Oct-2015	31-Dec-2021	31-Dec-2021
P147674	IDA-D0640	Effective	26-May-2015	29-Jun-2015	25-Sep-2015	31-Dec-2021	31-Dec-2021
P147674	IDA-D0650	Effective	26-May-2015	02-Jul-2015	15-Jan-2016	31-Dec-2021	31-Dec-2021
P147674	IDA-D0660	Effective	26-May-2015	19-Jul-2015	16-Sep-2015	31-Dec-2021	31-Dec-2021

Cumulative Disbursements



Restructuring History



There has been no restructuring to date.

Related Project(s)

There are no related projects.
