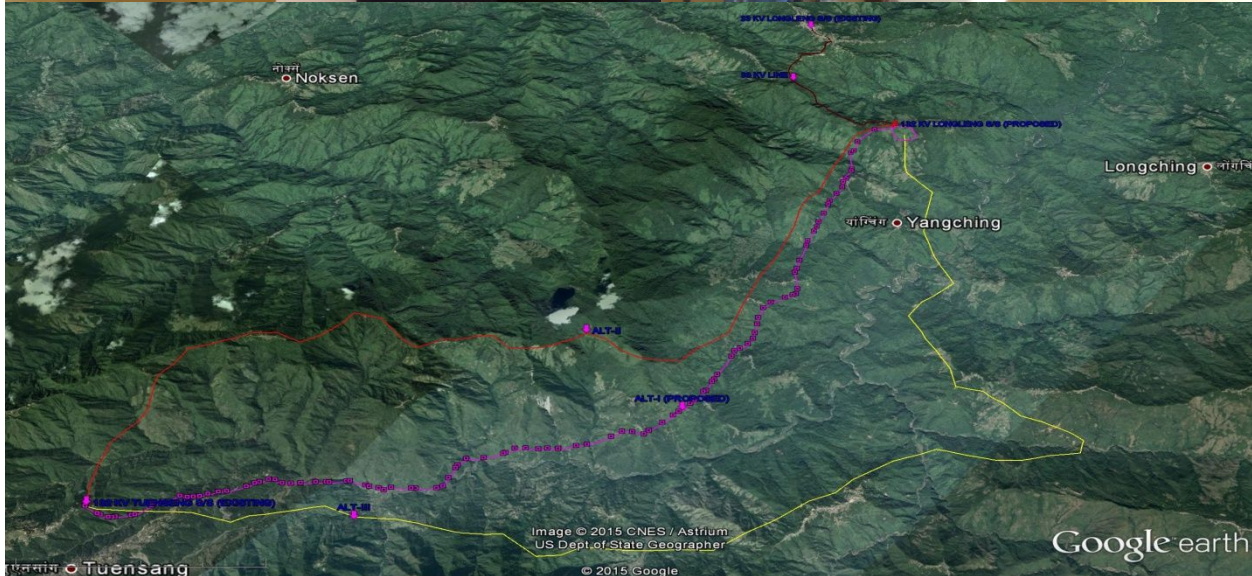


**INITIAL ENVIRONMENT ASSESSMENT REPORT(IEAR)
FOR
T & D NETWORK IN TUENSANG & LONGLENG DISTRICTS
UNDER NERPSIP TRANCHE-1, NAGALAND**



Prepared By
**ENVIRONMENT AND SOCIAL MANAGEMENT
POWER GRID CORPORATION OF INDIA LTD
(A GOVERNMENT OF INDIA ENTERPRISE)**
For
**Department of Power, Nagaland
(GOVERNMENT OF NAGALAND)**

NAGALAND/IEAR/TRANCHE-1/2015 APR'2015

CONTENTS

| Section | Description | Page No. |
|---------------------|---|----------|
| Section - I | : Project Description | - 1-4 |
| | - Background | - 1 |
| | - Benefits of the Project | - 2 |
| | - Project Justification | - 2 |
| | - Project Highlights | - 3 |
| | - Project Scope & Present Study | - 3 |
| Section - II | : Base Line Data | - 5-9 |
| | - Nagaland | - 5 |
| Section- III | : Policy, Legal & Regulatory Framework | - 10-15 |
| | - Environmental | - 10 |
| | - Social | - 14 |
| Section- IV | : Approach For Route/Site Selection | - 16 -20 |
| | - Route Selection | - 16 |
| | - Study of Alternatives | - 16 |
| | - Evaluation of Alternative Route Alignment for 132 KV S/C (On D/C Tower) Tuensang - Longleng Transmission Line | - 17 |
| | - Evaluation of Alternative Route Alignment for Distribution Lines | - 19 |
| | - Substation | - 19 |
| Section - V | : Potential Environmental Impacts, Their Evaluation & Management | - 21-30 |
| | - Impact Due To Project Location & Design | - 21 |
| | - Environmental Problem Due To Design | - 24 |
| | - Environmental Problems During Construction Phase | - 26 |
| | - Environmental Problems Resulting From Operation | - 28 |
| | - Critical Environmental Review Criteria | - 28 |
| | - Public Consultation | - 29 |
| | - Conclusion | - 30 |
| Section- VI | : Project Implementation Arrangement & Monitoring | - 31-49 |
| | - Administrative Arrangement For Project Implementation | - 31 |
| | - Review Of Project Implementation Progress | - 31 |
| | - Environmental Monitoring In Utility | - 32 |
| | - Grievance Redressal Mechanism (GRM) | - 33 |
| | - Environment Review | - 34 |

LIST OF ENCLOSURES

| S. No. | Title/Name | Description |
|-----------------|-------------|--|
| Annexure | | |
| 1 | Annexure -1 | Tree / crop/ tower footing compensation process |
| 2 | Annexure- 2 | Safety Plan |
| 3 | Annexure -3 | Safety Conditions in Contract Document |
| 4 | Annexure -4 | Health & Safety Checklist |
| 5 | Annexure -5 | Details of Public Consultation |
| 6 | Annexure -6 | Contents of FEAR |
| 7 | Annexure -7 | Estimated Budget |
| Exhibit | | |
| 8 | Exhibit -1 | Power map of Nagaland |
| 9 | Exhibit -2 | Schematic Map Showing Proposed Transmission & Distribution Network |
| 10 | Exhibit -3 | DPN Organization Support Structure |
| Figure | | |
| 11 | Figure -1 | 132 kV line Depicting actual position along with RoW and extent of damage |
| 12 | Figure- 1a | 132 kV Tower base showing impact on agricultural land and crop |
| 13 | Figure -2 | 33 KV lines (Single & H pole) depicting base area impact |
| 14 | Figure -3 | Typical Plan of Transmission line Tower footing indicating the above position and extent of damage |
| 15 | Figure -3a | Schematic Diagram indicating area of influence/impact for 132 kV D/C transmission line |
| Map | | |
| 15 | Map -1 | Forest Cover Map of Nagaland |
| 16 | Map- 2 | Substation location |
| 17 | Map- 3 | Alternatives Route Alignment for 132 kV S/C Tuensang-Longleng Tr. Line |
| 18 | Map -4 | IBAT image for 132 kV S/C Tuensang-Longleng Tr. Line |

SECTION – I: PROJECT DESCRIPTION

1.0 BACKGROUND:

The North Eastern Region (NER) in India is endowed with rich energy resources but faces significant bottlenecks in electricity access and availability levels. The per capita power consumption in NER is one-third of the national average. No significant generation capacity has been added between 2004 and 2011 as a result of which inadequate power supply remains a critical constraint to sustainable and inclusive growth, and to scaling up private investment and economic competitiveness in the NER.

The road-map for development of power sector specifying the need for strengthening of overall Transmission, Sub-transmission and Distribution system of NER and Sikkim was brought out in the “Pasighat Proclamation on Power” released during the first Sectoral Summit of North Eastern Council at Pasighat in Arunachal Pradesh in January 2007.

Pursuant to recommendations of Pasighat summit, a Sub-Group was constituted under the Chairmanship of Member (Power System), Central Electricity Authority (CEA) on Transmission, Sub-transmission and Distribution related issues in North Eastern Region. The sub-group submitted its report in December, 2007 wherein a comprehensive scheme for strengthening of transmission, sub-transmission and distribution system was evolved by CEA in consultation with POWERGRID and states of North Eastern Region and Sikkim.

Subsequently, a number of meetings took place regarding methodology for execution and funding of the scheme. In the meeting taken by Member, Planning Commission on February 24, 2009 and meeting of Committee of PIB chaired by Secretary, Department of Expenditure on March 24, 2009, it was decided that DPRs of the scheme comprising transmission, sub-transmission and distribution system upto 33kV should be prepared by POWERGRID. Accordingly, DPRs for strengthening of transmission, sub-transmission and distribution system in Nagaland were prepared and submitted to Ministry of DONER / Ministry of Power / Dept of Power, Govt. of Nagaland(DPN) by POWERGRID.

Among the NER States and Sikkim, the project in Arunachal Pradesh and Sikkim is proposed to be funded by Govt. of India. Implementation of the scheme in other 6 states in NER viz. Assam, Meghalaya, Tripura, Mizoram, Manipur & Nagaland is proposed through funding from World Bank / Govt. of India. The scheme is proposed to be funded by World Bank in three tranches. Accordingly, priority transmission, sub-transmission and distribution schemes to be taken up under tranche-1 of the World Bank fund have been finalized by CEA in consultation with the state and POWERGRID.

Ministry of Power (MoP), GoI has appointed POWERGRID as Design cum Implementation Supervision Consultant (i.e. Project Management Consultant-PMC) and now re-designated as Implementing Agency (IA) to the six (6) North Eastern

States for the said project. However, the ownership of the assets shall remain with the respective State government or State Utilities, which upon progressive commissioning shall be handed over to them for taking care of Operation and Maintenance of assets.

1.1 BENEFITS OF THE PROJECT:

The proposed transmission and distribution schemes will not only improve overall power supply situation but will also improve reliability, quality, security and enhancement of power supply in the State.

1.2 PROJECT JUSTIFICATION

The state of Nagaland is spread over an area of about 16,579 sq. km with a population of more than 19 Lakhs. The present per capita energy consumption is of the order of 218 units (kWh) against the regional per capita consumption of about 258 units and national per capita consumption of about 779 units. The state meets its power requirement through about 24 MW of self-generation and about 78 MW of power allocation from various central sector generation projects of NHPC and NEEPCO. The present peak demand is of the order of 100 MW. As most of the generation projects in the north eastern region are hydro in nature, the state faces shortage of power during low-hydro generation condition.

Presently, the state draws its share of power from central sector generating stations through following inter-state transmission system (ISTS):

- Misa(POWERGRID) – Dimapur(POWERGRID) 220kV D/C
- Doyang(NEEPCO) - Dimapur(POWERGRID) 132kV D/C
- Dimapur(POWERGRID) – Imphal (POWERGRID, Manipur) 132kV S/C
- Dimapur(POWERGRID) – Dimapur(Nagaland) 132kV 2 ckts.
- Dimapur(POWERGRID) – Kohima(Nagaland) 132kV S/C
- Kohima(Nagaland) – Karong/Imphal(Manipur) 132kV S/C
- Dimapur(Nagaland) – Bokajan(Assam) 132kV S/C
- Mokokchung(Nagaland) – Mariani(Assam) 132kV S/C

As per the 18th Electric Power Survey of CEA, the future demand of the state is expected to grow to about 185 MW by year 2016-17 and 271 MW by year 2021-22. This shall be met through various hydro and thermal projects coming up in the north-eastern region in near future, which are as follows:

- Pallatana GBPP : 726 MW
- Bongaigaon TPS : 750 MW
- Kameng HEP : 600 MW
- Lower Subansiri HEP : 2000 MW

The state has a share of about 97 MW from these future generation schemes. With this, the total share of the state from central sector generating stations shall be about 175 MW. Following lines have been planned to transfer power from these future generation schemes to the state of Nagaland:

- New Kohima(POWERGRID)-Imphal(POWERGRID) 400kV D/C (initially charged at 132kV)
- Mokokchung(POWERGRID) – New Mariani(POWERGRID) 220 kV D/C
- Mokokchung (POWERGRID) – Mokokchung (Nagaland) 132 KV D/C

The present intra-state transmission system of the state is quite old & weak and is unable to cater to the growing power requirements of the state. Although the present T&D system covers many areas of the state, it is inadequate in its reach and due to non-availability of redundant T&D system, outage of any transmission system element results in long term power shortages making the system highly unreliable. Besides, some of the network elements have undergone long term outage due to break-down. Therefore, it has become essential to address the above situation through remedial measures in the transmission and distribution system. Accordingly, phase-wise strengthening of transmission & sub-transmission system has been proposed.

The transmission schemes proposed under this report are priority schemes under Tranche-1 of the World Bank Fund and are essential for improving the power supply situation in the state. Implementation of these schemes will improve quantity, reliability, quality, security of the power supply in the state.

1.3 PROJECT HIGHLIGHTS

| | | | |
|----|------------------------|---|---|
| a) | Project Name | : | NER Power System Improvement Project (NERSPIP) – Tranche- I, Nagaland |
| b) | Location | : | Different parts of Nagaland State |
| c) | Beneficiary States/UT | : | Nagaland |
| d) | Project Cost | : | Rs. 729.42 Crores |
| e) | Commissioning Schedule | : | 2019 |

1.4 PROJECT SCOPE & PRESENT STUDY

The present Initial Environment Assessment Report (IEAR) is a document developed to identify possible environmental and social issues related to 132 kV transmission lines and associated 132/33 kV substations & 33 kV distribution lines and associated 33/11 kV substations in Tuensang & Longleng Districts of Nagaland State covered under “NER Power System Improvement Project”. The IEAR provides insight on possible environment & social issues and also describes management measures to minimize/mitigate them based on DPN’s Environmental and Social Policy & Procedures Framework (ESPPF). The scope of IEAR covers the following subprojects;

A. TRANSMISSION

| S. N. | Transmission Line | Substation |
|-------|---|---|
| 1 | 132 KV S/C (on D/C Tower) Tuensang-Longleng Transmission Line - 28.74 km | Establishment of 2X25 MVA, 132/33 kV new substation at Longleng |

B. DISTRIBUTION

| S.N. | Distribution Line | Substation |
|------|---|------------|
| 1 | 33 kV line from 132/33 kV Longleng new substation to 33/11 kV Longleng Town existing substation- 7.94 km | |

The project activities include the survey for finalizing the route alignment and installation of transmission lines and construction of substations (civil and electrical installation). Lattice towers/ poles are then erected on designated places using normal excavation and foundations thereafter conductors are strung across these using manual/stringing machines. The construction of substations is regular civil works for small buildings. The electrical installations consist of the transformers, breakers, capacitors etc. and other protection/controlling devices to ensure required power flow.

A power map showing the transmission grid of Nagaland highlighting the above lines and other new projects is placed as **Exhibit - I**. Schematic map showing the various subprojects covered under the subject IEAR is placed as **Exhibit – II**.

SECTION – II : BASELINE DATA

2.0 The project is an intra-state power sector project located in the State of Nagaland and project area covers Tuensang & Longleng districts of Nagaland. The basic environmental settings of the State and subject project area is given below:

2.1 NAGALAND:

Nagaland is situated in the north-eastern part of India sharing international border with Myanmar. It lies between latitudes of 25°6' N and 27°4' N and the longitudes of 93°20' E and 95°15' E and has geographical area of 16,579 sq km. Nagaland consists of a narrow strip of hilly area running northeast to southwest which is located in the northern extension of the Arakan Yoma ranges. The altitude ranges from 194 m to 3,826 m. The general land use pattern of the state is given in **Table 2.1**.

Table-2.1 Land use Pattern

| Land Use | Area in '000 ha | Percentage |
|--|-----------------|------------|
| Total geographical area | 1,658 | |
| Reporting area for land utilization | 1,644 | 100.00 |
| Forests | 863 | 52.51 |
| Not available for cultivation | 95 | 05.78 |
| Permanent pastures and other grazing lands | 00 | 00.00 |
| Land under misc. tree crops & groves | 92 | 05.61 |
| Culturable wasteland | 67 | 04.08 |
| Fallow lands other than current fallows | 98 | 05.98 |
| Current Fallows | 49 | 02.99 |
| Net area sown | 379 | 23.05 |

Source: Land use statistics, Ministry of Agriculture, GOI, 2011-12

Tuensang district is located between the latitudes of 26°14' N - 26°23' N and the longitudes of 94°49' E and 94°81' E. Total geographical area of the district is 214192 Ha.

Longleng district is a strip of mountainous territory having no plains and situated in the Northern Nagaland. Total geographical area of the district is 56321 Ha.

Climate:

The climate of Nagaland has a wet climate with high humidity levels. Annual Rainfall varies from 175 cm to 250 cm with maximum rainfall occurring during months of June to September. Summer temperature varies from 16°C to 31°C, while the winter temperature varies from 4° C to 24° C. Strong North West winds blow through the state during the months of February and March.

The climate of the project districts closely resembles that of the state.

Rainfall:

The average annual rainfall ranges from 175 cm to 250 cm. The average rainfall of Tuensang and Longleng districts is around 200 cm.

Temperature:

During winter, the temperature varies from 4°C to 24°C and in summer it varies between 16°C to 31°C. The temperature of the project districts doesn't show much variation from average temperature data of the state.

Minerals:

The state is rich in mineral resources such as coal, limestone, iron, nickel, cobalt, chromium, and marble. Nagaland has a recoverable reserve of limestone of 1,000 million tonnes plus a large untapped resource of marble and handicraft stone. Important mineral occurrences in the State are coal in Borjan, Jhanzi-Disai, Tiesang and Tiru Valley Coalfields; iron ore (magnetite), cobalt and nickeliferous chromite in Tuensang district; and limestone in Phek and Tuensang districts.

Soils:

The soil of Nagaland is an important part of the topography and the geography of Nagaland. The systematic survey and classification of soils in Nagaland has facilitated extensive crop cultivation in the state. Major types of soil in the state are: a) Inceptisols b) Entisols c) Alfisols d) Ultisols. Inceptisols is the most important type of soil that covers about 66 percent of the land area of Nagaland. These soil types are predominant near the river beds. About 23.8 percent of the land area of Nagaland is enveloped by the Ultisols. The soil is characterized by its low base saturation feature. This soil type is found in different regions of the state and is prevalent mostly in the forested regions of the state which receive a high amount of rainfall. The texture of the soil remains clayey. Entisols cover 7.3 percent of the land area and is found mainly in the north and the north eastern parts of the state of Nagaland. The light colored and mineral rich, Alfisols cover a meager 2.9 percent of the land area of the state of Nagaland. The fine loamy and the fine drained class of soil texture occur in the western extremity of the state near its border with Assam.

Water Resources:

Nagaland has a number of seasonal and perennial rivers and rivulets. The major rivers of Nagaland include Doyang, Dikhu, Dhansiri, Tizu, Tsurong, Nanung, Tsurang or Disai, Tsumok, Menung, Dzu, Langlong, Zunki, Likimro, Lanye, Dzuza and Manglu. All these rivers are dendritic in nature. While Dhansiri, Doyang and Dikhu flow westward into the Brahmaputra, the Tizu River, on the other hand, flows towards east and joins the Chindwin River in Burma.

Zungki river flows through Tuensang district, while Dikhu and Yangnyu are the important rivers of Longleng district.

Ecological Resources:

The recorded forest area of the state is 9,222 sq km which is 55.62% of its geographical area. The Reserved Forests constitute 0.93%, Protected Forests 5.51% and Unclassed Forests constitute 93.56%. Forest Map of Nagaland is enclosed as **Map-1**. The state has seven forest types as per Champion & Seth Classification, belonging to six forest type groups, viz. Tropical Wet Evergreen,

Tropical Semi-evergreen, Tropical Moist Deciduous, Subtropical Broadleaved Hill, Subtropical Pine and Montane Wet Temperate Forests. The proposed transmission and distribution lines traverse through districts of Tuensang & Longleng. The details of forest cover of these districts are given below:

| District | Geographic area | 2013 Assessment (Area in Sq. km) | | | | % Forest cover |
|----------|-----------------|-----------------------------------|------------------|-------------|-------|----------------|
| | | Very Dense forest | Mod Dense forest | Open forest | Total | |
| Tuensang | 4,228 | 609 | 1,027 | 1,490 | 3,126 | 73.94 |
| Longleng | | | | | | |

Note: Longleng district was carved out of Tuensang district in year 2004

Protected Areas:

Nagaland has one National Park and three Wildlife Sanctuaries covering 222 sq km which constitutes 1.34% of the state's geographical area. Details of various Protected Areas located in the state are given below:

| Sl. No. | Protected Area | Area (sq. km.) | District | Habitats |
|---------|--|----------------|----------|---|
| 1. | Intanki National Park | 202.02 | Kohima | White-winged Duck, Rufous-necked Hornbill, Grey Sibia, common pheasant and black star |
| 2. | Fakim Wildlife Sanctuary | 6.41 | Tuensang | Blyth's Tragopan, Hume's Pheasant, Rufous-necked Hornbill, Grey Sibia |
| 3. | Puliebadze-Dzukou-Zapfu Wildlife Sanctuary | 9.23 | Kohima | Blyth's Tragopan, Dark-rumped Swift, Chevron-breasted Babbler, Striped Laughingthrush, Brown-capped Laughingthrush, Streak-throated Barwing, Grey Sibia, White-naped Yuhina |
| 4. | Rangapahar Wildlife Sanctuary | 4.7 | Dimapur | Sambar Deer, Spotted Deer and Barking Deer. |

The proposed transmission and distribution lines don't pass through any protected area like national parks, sanctuaries, elephant reserves/corridors and biosphere reserves etc. In the instant scheme all such areas are completely avoided through careful route selection. It is also observed that there is no ecologically sensitive area within a radius of 10 Km from the transmission and distribution lines proposed under this scheme.

Wetland:

The state of Nagaland has a total wetland area of 21544 Ha, which is 1.3% of total Geographic Area of the State. Total number of wetlands present in the State is 421, including 267 small wetlands, however, none of the wetlands is in the Ramsar list. Doyang Lake, Chthe Reservoir, Shilloi Lake and parts of Tizu river are important wetlands of the State. Total wetland area of Tuensang and Longleng districts are

2015 Ha and 947 Ha respectively. ***However, none of these wetlands are getting involved/impacted in routing/RoW of proposed lines and locating substations.***

Human and Economic Development:

The Gross State Domestic Product (GSDP) of Nagaland was about ₹ 12065 crore (US\$2.0 billion) in 2011-12. Nagaland's GSDP grew at 9.9% compounded annually for a decade, thus more than doubling the per capita income. Nagaland has a high literacy rate of 80.1 per cent. Majority of the population in the state speaks English, which is the official language of the state. The state offers technical and medical education. Nevertheless, agriculture and forestry contribute majority of Nagaland's Gross Domestic Product. Most of state's population, about 68 per cent of the total, depends on rural cultivation. The main crops of the state are rice, millet, maize, and pulses. Cash crops, like sugarcane and potato, are also grown in some parts. Plantation crops such as premium coffee, cardamom, and tea are grown in hilly areas in small quantities, but a large growth potential. Most people cultivate rice as it is the main staple diet of the people. About 80% of the cropped area is dedicated to rice. Oilseeds is another, higher income crop gaining ground in Nagaland. The farm productivity for all crops is low, compared to other Indian states, suggesting significant opportunity for farmer income increase. Currently the Jhum to Terraced cultivation ratio is 4:3; where Jhum is local name for cut-and-burn shift farming. Jhum farming is ancient, causes a lot of pollution and soil damage, yet accounts for majority of farmed area. The state does not produce enough food, and depends on trade of food from others states of India. Forestry is also an important source of income. Cottage industries such as weaving, woodwork, and pottery are also an important source of revenue. Tourism has a lot of potential, but largely limited due to insurgency and concern of violence over the last five decades. Nagaland's gross state domestic product for 2004 is estimated at \$1.4 billion in current prices.

The Longleng district is primarily inhabited by Phom tribe of Nagas. As per 2011 census, the total population of the district is 50,593. Literacy rate of the the district stands at 80.2%. Agriculture is the main profession of the population of the district. Jhum cultivation is the main form of Agriculture, though; wet paddy cultivation is also practiced. There are no established industries in the district, though, there are possibilities of Handicraft and Handloom industries.

The Tuensang district is home to five Naga tribes i.e. Chang, Sangtam, Khiamniugam, Yimchungar, Phom and Sumi. Total population is 4,14,801, while the population density is 98/sq km. Agriculture is the main stay of the people of Tuensang. Two forms of Agriculture i.e. Jhum and Terrace are practiced. Rice, Maize, Millet, Pumpkin, Beans, Squash, Potato are the main Agriculture products. Industries are by and large absent in the district, in spite of the fact, that occurrence of various minerals such as Asbestos, Coal, Limestone, Marble, Magnesite, Chromite etc have been detected in the district.

Additional/detailed information regarding the environmental and social features along the alignment is provided in Section- IV

SECTION - III: POLICY, LEGAL & REGULATORY FRAMEWORK

3.0 Power transmission and distribution project activities by their inherent nature and flexibility have negligible impacts on environmental and social attributes. Indian laws relating to environmental and social issues have strengthened in the last decade both due to local needs and international commitments. Department of Power, Nagaland (DPN) undertakes its activities within the purview of Indian and State specific laws keeping in mind appropriate international obligations and directives and guidelines with respect to environmental and social considerations of Funding Agencies.

3.1 ENVIRONMENTAL

3.1.1 CONSTITUTIONAL PROVISIONS

Subsequent to the first United Nations Conference on Human Environment at Stockholm in June, 1972, which emphasized the need to preserve and protect the natural environment, the Constitution of India was amended through the historical 42nd Amendment Act, 1976 by inserting Article 48-A and 51-A (g) for protection and promotion of the environment under the Directive Principles of State Policy and the Fundamental Duties respectively. The amendment, *inter alia* provide:

"The State shall endeavour to protect and improve the environment and to safeguard the forests and wildlife of the country". (New Article 48A)

"It shall be the duty of every citizen of India to protect and improve the natural environment including forests, lakes, rivers and wildlife and to have compassion for living creatures". (New Article 51 A (g))

Article 21 of the constitution provides, "no person shall be deprived of his life or personal liberty except according to procedure established by law".

Article 21 is the heart of the fundamental rights and has received expanded meaning from time to time after the decision of the Supreme Court in 1978. The Article 21 guarantees fundamental right to life – a life of dignity to be lived in a proper environment, free of danger of disease and infection. Recently, Supreme Court has broadly and liberally interpreted the Article 21, transgressed into the area of protection of environment, and held that the protection of environment and citizen's right to live in eco-friendly atmosphere interpreted as the basic right guaranteed under Article 21.

Thus the Indian Constitution has now two fold provision:

- (a) On the one hand, it gives directive to the State for the protection and improvement of environment.
- (b) On the other hand the citizens owe a constitutional duty to protect and improve natural environment.

Article 371 A

Provides special provision with respect to state of Nagaland which states “no act of parliament in respect of religious and social practices of the Naga, Naga customary laws and procedures, administration of civil and criminal justices involving decisions according to Naga customary law and ownership and transfer of land and its resources shall apply to the state of Nagaland, unless Legislative Assembly of the state, by a resolution, so decides”.

3.1.2 MANDATORY REQUIREMENTS (NATIONAL/STATE)

- **GoN order/sanction under The Electricity Act, 2003:**

Sanction of GoN is a mandatory requirement for taking up any new transmission/distribution project under the section 68(1) of The Electricity Act, 2003. The sanction authorizes DPN to plan and coordinate activities to commission the new project. Electricity act does not explicitly deal with environmental implications of activities related to power transmission, distribution and construction of substation. However, DPN integrates environmental protection within its project activities.

- **Forest Clearance under the Forest (Conservation) Act, 1980:**

When transmission projects pass through forest land, clearance has to be obtained from relevant authorities under the Forest (Conservation) Act, 1980. This Act was enacted to prevent rapid deforestation and environmental degradation. State governments cannot de-reserve any forest land or authorize its use for any non-forest purposes without approval from the Central government. DPN projects, when involving forest areas, undergo detailed review and approval procedures to obtain a Forest Clearance certificate from MoEF, Government of India before starting any construction activity in designated forest area.

- **Environmental Clearances under Environment (Protection) Act, 1986:**

Since transmission & distribution line projects are environmentally clean and do not involve any disposal of solid waste, effluents and hazardous substances in land, air and water, they are kept out of the purview of Environment (Protection) Act, 1986. However, amendment in the Environment (Protection) Act, 1986 on 7th May' 1992 made it necessary to obtain clearance from MoEF for power transmission projects in two districts in the Aravali (viz., Alwar in Rajasthan and Gurgaon in Haryana). The Aravali range, in these two areas, is heavily degraded; hence, any industrial activity there becomes critical. Environment Impact Notification, 1994 & 2006 lays down specific project categories that require clearance from MoEF. Power transmission and distribution projects are not included in this list.

- **Ozone Depleting Substances (Regulation and Control) Rules, 2000 :**

MoEF vide its notification dtd. 17th July, 2000 under the sections 6, 8 and 25 of the Environment (Protection) Act, 1986 has notified rules for regulation /control of Ozone Depleting Substances under Montreal Protocol adopted on 16th September 1987. As per the notification certain controls and regulations have been imposed on

manufacturing, import, export and use of these compounds. DPN shall follow provisions of notification and phase out all equipments which use these substances and planning to become CFC free organization in near future.

- **Batteries (Management and Handling) Rules, 2001:**

MoEF vide its notification dtd 16th May, 2001 under the sections 6, 8 and 25 of the Environment (Protection) Act, 1986 has put certain restrictions on disposal of used batteries and its handling. As per the notification, it is the responsibility of bulk consumer (DPN) to ensure that used batteries are not disposed of, in any manner, other than by depositing with the dealer/manufacturer/registered recycler/importer/reconditioner or at the designated collection centres and to file half yearly return in prescribed form to the concerned State Pollution Control Board.

- **Hazardous Wastes (Management, Handling and Transboundary Movement) Rules, 2008 :**

Vide notification dated 24th September, 2008 under the EPA, 1986, MoEF notified rules for environmentally sound management of hazardous wastes to ensure that the hazardous wastes are managed in a manner which shall protect the health and the environment against the adverse effects that may result from such waste. The used transformer oil has been declared as a hazardous waste vide this notification.

DPN, being a bulk user of transformer oil shall comply with the provisions of the said rules (MoEF notification dated 24th September 2008) if the practice of storing of used oil is maintained. In case it is decided to outsource the process of recycle of used oil to registered recycler as per the provisions of notification then DPN shall submit the desired return in prescribed form to concerned State Pollution Control Board at the time of disposal of used oil.

- **E-waste (Management and Handling) Rules, 2011:**

Vide notification dated 12th May 2011 under the EPA, 1986, MoEF notified rules for environmentally sound management of e-waste to ensure that e-waste are managed in a manner which shall protect health and the environment against the adverse effects that may result from hazardous substance contained in such wastes. Thus, it is the responsibility of the bulk consumer (DPN) to ensure that e-waste generated is channelized to authorized collection center(s) or registered dismantler(s) or recycler(s) or is return to the pick-up of take back services provided by the producer.

DPN, being a bulk consumer of electrical and electronics equipments shall maintain the record as per Form-2 for scrutiny by State Pollution Control Board.

- **The Biological Diversity Act, 2002 :**

Under the United Nations Convention on Biological Diversity signed at Rio de Janeiro on the 5th June, 1992 of which India is also a party, MoEF has enacted the Biological Diversity Act, 2002 to provide for conservation of biological diversity, sustainable use of its components and fair and equitable sharing of the benefits arising out of the use of biological resources, knowledge and for matters connected

therewith. As per the provision of act certain area which are rich in biodiversity and encompasses unique and representative ecosystems are identified and designated as Biosphere Reserve to facilitate its conservation. All restrictions applicable to protected areas like National Park & Sanctuaries are also applicable to these reserves. DPN will abide by the provision of act wherever applicable and try to totally avoid these biosphere reserves while finalizing the route alignment.

- **The Nagaland Tree Felling Regulation, 2002:**

It deals with felling of trees from non-forest and registered plantation areas. Felling of trees for construction of transmission lines would be governed under this Act wherever it is applicable. DPN shall abide by the provisions of the Act wherever applicable.

3.1.3 FUNDING AGENCY:

For DPN, mandatory environment requirements with respect to WB Operational Policies are as follows:

- **World Bank (WB) Operational Policies (OP) 4.01: Environmental Assessment**

The policy objective is to ensure the environmental and social soundness and sustainability of investment projects and support integration of environmental and social aspects of projects in the decision-making process.

DPN takes remedial measures to prevent, minimize, mitigate or compensate for adverse impact and improve environmental performance. Environment Assessment will take into account the natural environment, human health and safety, and social aspects and trans- boundary and global environmental aspects. During EA process public is also informed at every stage of project execution and their views are considered during decision-making process.

- **World Bank OP 4.04: Natural Habitats**

The policy objective is to promote sustainable development by supporting the protection, conservation, maintenance, and rehabilitation of natural habitats and their functions.

- **World Bank OP 4.11: Physical Cultural Resources**

The policy objective is to preserve PCR and in avoiding their destruction or damage. PCR includes resources of archeological, paleontological, historical, architectural, and religious (including graveyards and burial sites), aesthetic, or other cultural significance.

- **World Bank OP 4.36: Forests**

The objective of this policy is to realize the potential of forests to reduce poverty in a sustainable manner, integrate forests effectively into sustainable economic development, and protect the vital local and global environmental services and values of forests.

3.2.0 SOCIAL

3.2.1 CONSTITUTIONAL PROVISIONS

Constitutional provisions in regard to social safeguards are well enshrined in the preamble such as **JUSTICE**, social, economic and political; **LIBERTY** of thought, expression, belief, faith and worship; **EQUALITY** of status and of opportunity; **FRATERNITY** assuring the dignity of the individual and the unity and integrity of the Nation. Fundamental Rights and Directive Principles guarantee the right to life and liberty. Health, safety and livelihood have been interpreted as part of this larger right. Social safeguards provisions are dealt in detail in different Article such as Article-14, 15, 17, 23, 24, 25, 46, 330, 332 etc DPN shall implement the said constitutional provision in true spirit to fulfill its environmental and social obligations and responsibilities.

3.2.2 MANDATORY REQUIREMENTS (NATIONAL/STATE)

- **The Right to Fair Compensation and Transparency in Land Acquisition, Rehabilitation and Resettlement Act, 2013 (RFCTLARRA)¹ :**

Govt. of India replaced the old Land Acquisition Act, 1894 and notified the new RFCTLARRA, 2013 which came into force from 1st January 2014. This act ensures appropriate identification of the affected families/households, fair compensation and rehabilitation of titleholders and non-titleholders. The new act i.e. RFCTLARRA, 2013 authorizes State Govt. (i.e. GoN) or its authorized Government agency to complete the whole process of acquisition of private land including Social Impact Assessment (SIA), Action Plan for R&R (i.e. Rehabilitation and Resettlement) & its implementation and the DPN responsibility is limited to identification and selection of suitable land based on technical requirement and ensuring budget allocation. However, It is worth mentioning that this Act is not applicable to Nagaland, till the state legislative Assembly adopts a resolution in this regard, as per the provision of Article 371 A of the Constitution of India.

- **Rights of Way and Compensation under Electricity Act, 2003:**

The Electricity Act, 2003 has a provision for notifying transmission company under section 164 (B) to avail benefits of eminent domain provided under the Indian Telegraph Act, 1885. Under this section DPN may seek for GoM authorization to exercise all the powers that the Telegraph authority possesses and can spot, construct and erect towers without acquiring the land. Moreover, all damages due to its activity shall be compensated at market rate. In case of agricultural or private land the provisions of section- 67 and or section-68 (5 & 6) of the Electricity Act, 2003 and section-10 of the Indian Telegraph Act, 1885 are followed for assessment and payment of compensation towards such damages

¹ *The new land acquisition act i.e RFCTLARRA,2013 is currently not applicable in the State as the State Legislative Assembly has not yet adopted the resolution regarding applicability of new act as per provision under article 371 A of the constitution of India. For acquisition of private land, DPN shall secure land either through donations and/ or direct purchases on negotiated rate on willing buyer and willing seller basis till the applicability of the new act.*

3.2.3 FUNDING AGENCY

For DPN, mandatory social requirements with respect to WB Operational Policies are as follows:

- **World Bank OP 4.12: Involuntary Resettlement**

This policy covers direct economic and social impacts that both result from Bank-assisted investment projects, and are caused by the involuntary taking of land. To avoid or minimize involuntary resettlement and, where this is not feasible, assist displaced persons in improving or at least restoring their livelihoods and standards of living in real terms relative to pre-displacement levels or to levels prevailing prior to the beginning of project implementation, whichever is higher.

- **World Bank OP 4.10: Indigenous People (IP)**

This policy contributes to the Bank's mission of poverty reduction and sustainable development by ensuring that the development process fully respects the dignity, human rights, economies, and cultures of Indigenous Peoples. The objective is to design and implement projects in a way that fosters full respect for indigenous peoples" so that they receive culturally compatible social and economic benefits, and do not suffer adverse effects during the development process. The project shall ascertain broad community support for the project based on social assessment and free prior and informed consultation with the affected Tribal community, if any.

SECTION IV : APPROACH FOR ROUTE/SITE SELECTION

4.0 ROUTE SELECTION - (ASSESSMENT & MANAGEMENT PROCESS)

At the system planning stage itself one of the factors that governs the evolution of system, is the possible infringement with the forest. Wherever such infringements are substantial, different alternative options are considered. The route/ site selection criteria followed is detailed below:

While identifying the transmission and distribution system, preliminary route selection is done by DPN based on the Survey of India Topo sheets, Forest Atlas (Govt. of India's Publication) and Google Maps etc. During route alignment all possible efforts are made to avoid the forest area involvement completely or to keep it to the barest minimum, whenever it becomes unavoidable due to the geography of terrain or heavy cost involved in avoiding it. *Presence of important/protected natural habitats (IUCN category I - IV) is verified by superimposing the proposed alternative alignment on the Integrated Biodiversity Assessment Tool (IBAT)² map.*

4.1 STUDY OF ALTERNATIVES

4.1.1 Environmental Criteria for Route selection

For selection of optimum route, the following points are taken into consideration:

- (i) The route of the proposed transmission & distribution lines does not involve any human rehabilitation.
- (ii) Any monument of cultural or historical importance is not affected by the route of the transmission & distribution line.
- (iii) The proposed route of transmission & distribution line does not create any threat to the survival of any community with special reference to Tribal Community.
- (iv) The proposed route of transmission line does not affect any public utility services like playgrounds, schools, other establishments etc..
- (v) The line route does not pass through any Sanctuaries, National Park etc.
- (vi) The line route does not infringe with area of natural resources.

In order to achieve this, DPN undertakes route selection for individual transmission and distribution lines in close consultation with representatives of concerned Forest Department and the Department of Revenue. Although under the law, DPN has right

² *IBAT is a very informative decision-making tool to address possible infringement with potential biodiversity important areas and has been developed through a partnership of global conservation leaders including Bird Life International, Conservation International (CI), the United Nations Environment Programme World Conservation Monitoring Centre (UNEP-WCMC) and the International Union for Conservation of Nature (IUCN) for conservation/protection of such areas.*

of eminent domain yet alternative alignments are considered keeping in mind the above-mentioned factors during site selection, **with minor alterations often added to avoid environmentally sensitive areas and settlements at execution stage.**

- As a rule, alignments are generally cited away from major towns, whenever possible, to account for future urban expansion.
- Similarly, forests are avoided to the extent possible, and when it is not possible, a route is selected in consultation with the local Divisional Forest Officer, that causes minimum damage to existing forest resources.
- Alignments are selected to avoid wetlands and unstable areas for both financial and environmental reasons.

In addition, care is also taken to avoid National parks, Sanctuaries, Eco-sensitive zones, Tiger reserves, Biosphere reserves, Elephant corridors and IBA sites etc.

Keeping above in mind the routes of proposed lines under the project has been so aligned that it takes care of above factors. As such different alternatives for transmission lines were studied with the help of Govt. published data like Forest atlas, Survey of India topo maps, Google Maps etc. to arrive at the most optimum route which can be taken up for detailed survey and assessment of environmental & social impacts for their proper management.

4.1.2 EVALUATION OF ALTERNATIVE ROUTE ALIGNMENT FOR 132 KV S/C (ON D/C TOWER) TUENSANG – LONGLENG TL

Three (3) different alignments (**Map-3**) were studied with the help of Google Maps and walkover survey to arrive at most optimum route for detailed survey. This was then verified on web-based IBAT database and an image for the same is provided in **Map-4**. The comparative details of these three alternatives in respect of proposed line are as follows:

| S.N | Description | Alternative-I | Alternative-II | Alternative-III |
|------|--|--|--|--|
| 1. | Route particulars (Bee Line:- 25.66 km) | | | |
| i. | Route Length (km) | 28.74 | 32.22 | 42.12 |
| ii. | Terrain | | | |
| | Hilly/Undulated | 100% | 100% | 100% |
| | Plain | | | |
| 2. | Environmental details | | | |
| i. | Name of District through which the line passes | Tuensang & Longleng | Tuensang & Longleng | Tuensang & Longleng |
| ii. | Town in alignment | Tuensang & Longleng | Tuensang & Longleng | Tuensang & Longleng |
| iii. | House within ROW | Shall be ascertained after detailed survey | Shall be ascertained after detailed survey | Shall be ascertained after detailed survey |

| S.N | Description | Alternative-I | Alternative-II | Alternative-III |
|-----------|---|--|--|--|
| iv. | Forest involvement in Ha/km | Nil | Nil | Nil |
| v. | Type of Forest (RF/PF/Mangrove/Wildlife Area/ Elephant corridor/ Biodiversity Hotspots/ Biosphere Reserve/Wetlands or any other environmentally sensitive area) | N.A. | N.A. | N.A. |
| vi. | | | | |
| vii. | Density of Forests | N.A. | N.A. | N.A. |
| viii. | Type of flora | Bonsum, Gogra, Alder, Wild Lemon, Wild Banana, Gomari, Neem etc | Bonsum, Gogra, Alder, Wild Lemon, Wild Banana, Neem Gomari, etc | Bonsum, Gogra, Alder, Wild Lemon, Wild Banana, Gomari, Neem etc |
| ix. | Type of fauna | Cow, Buffalo, Goat, Cat, Dog, Snake, Pigeon, Sparrow | Cow, Buffalo, Goat, Cat, Dog, Snake, Pigeon, Sparrow | Cow, Buffalo, Goat, Cat, Dog, Snake, Pigeon, Sparrow |
| x. | Endangered species, if any | Nil | Nil | Nil |
| xi. | Historical/cultural monuments | Nil | Nil | Nil |
| xii. | Any other relevant information | Line is passing through Jhum cultivation land and private/community owned land having some tree cover. Also the entire route is close to state road. | Line is passing through Jhum cultivation land and private/ community owned land having some tree cover. The route is not easily approachable in some sections. | Line is passing through Jhum cultivation land and private/ community owned land having some tree cover. The route is not easily approachable in many sections. |
| 3 | Compensation Cost (in Rs. Lakhs) | | | |
| i. | Crop & Tree | Provision for Rs. 5 Lakhs/km exist in the DPR. | Provision for Rs. 5 Lakhs/km exist in the DPR. | Provision for Rs. 5 Lakhs/km exist in the DPR. |
| ii. | Forest (CA+NPV) | N.A. <i>Provision of voluntary afforestation in the ratio of 1:3 @ Rs.1 lakh/km made in budget as per ESPPF.</i> | N.A. | N.A. |
| 4. | No. of Crossings (Nos.) | | | |
| i. | Highway (NH/SH) | 5 | 3 | 4 |
| ii. | Power line | Nil | Nil | Nil |

| S.N | Description | Alternative-I | Alternative-II | Alternative-III |
|------|------------------------|---|---|--|
| iii. | Railway line | Nil | Nil | Nil |
| iv. | River crossing | Nil | Nil | Nil |
| 5. | Overall Remarks | Comparatively easy as it is shortest route passing proximity to the state road and also involves minimum tree felling | Comparatively more due unavailability of approach roads/ paths and involvement of more tree felling | Comparatively difficult as the route is not easily accessible and away from roads and line length is highest |

From the comparative analysis of three alternative routes, it is evident that none of the three alternative routes studied involves forest or wildlife area. However, Alternative- I is shorter in length than alternative II & III and is easily accessible due to its proximity to existing approach roads. Hence, lesser degree of construction and O&M problems are anticipated. Also, since route is shorter in length, it will involve minimum tree felling. Hence, Alternative - I is considered as the most optimized route and recommended for detailed survey.

4.1.3 ANALYSIS OF ALTERNATIVE ROUTES FOR 33 KV LINE FROM 132/33 KV LONGLENG NEW SUBSTATION TO 33/11 KV LONGLENG TOWN EXISTING SUBSTATION DISTRIBUTION LINE

The proposed distribution line connects 2 substations (i.e. 132/33 kV Longleng and 33/11 kV Longleng substation) in close vicinity and has line length of only 7.94 km and has negligible environment and social impact including no involvement of any forest area. Hence, no alternative have been studied for the subject line.

4.1.4 SUBSTATION:

For substation site selection also analysis of 2-3 alternatives sites is usually carried out based on environment and social aspects and technical requirement. Such analysis considers various site specific parameters that include availability of infrastructure facilities such as access roads, water, distance from railheads, type of land (Government/ revenue/private land); social impacts such as number of families getting affected; Common Property Resources (CPR) including feasibility of acquisition. The finalization of substation land is done based on above analysis and site visit/verification. The social aspects are provided due weightage after technical requirement in decision making for selection/finalization of land for substation.

It may be noted that in the instant case land for all the proposed substations are either in possession of DPN or identified for purchase on willing seller-willing buyer basis and therefore, the said exercise is not so relevant for proposed project as the consent of owner is major criteria in addition to technical feasibility. However, as per the provisions of ESPPF, all land donations³ and direct purchases will be subject to a review/ approval by a broad based committee comprising representatives of different sections including those from the IA and GoN.

³ Not applicable in the instant case

Table 4.1: Status of land availability for proposed Substations

| S. N. | Name of Substation | Area (acre) | Location | Surrounding | Accessibility | Land Status |
|--------------|--|----------------------------|---|--|---|---|
| 1 | 132/33 kV substation at Longleng (New) | 8 acre (owned by 7 people) | The proposed land is located near Pongo Village, in Lungleng District at following Co-ordinates: 94°51'14.69" E 26°28' 09" N (Map-2) | No habitation or important structure in the close surrounding. | Through existing road connecting Longleng – Tuensang main road at around 800 m. However, some of strengthening of existing approach road may be required. | Land identified. Land rates finalized by Land Settlement Board after negotiation with Landowners. |

Further Details about proposed substation land have been provided in Section –5.0 (i).

SECTION - IV : POTENTIAL ENVIRONMENTAL IMPACTS, THEIR EVALUATION AND MANAGEMENT

5.0 IMPACT DUE TO PROJECT LOCATION AND DESIGN

Environmental impacts of Transmission & Distribution (T & D) projects are not far reaching and are mostly localized to RoW (refer Table- 5.1). *Actual 132 KV line including tower on ground along with RoW and extent of impact on land/vegetation is placed as Fig.-1 & 1a while Fig.2 depicts the base of 33 kV distribution line (Single & H pole).* However, T & D projects have some effects on natural and socio-culture resources. These impacts can be minimized by careful route selection. In order to get latest information and further optimization of route, modern survey techniques/tools like GIS, GPS aerial photography are also applied. Introduction of GIS and GPS in route selection results in access to updated/latest information, through satellite images and further optimization of route having minimal environmental impact. Moreover, availability of various details, constraints like topographical and geotechnical details, forest and environmental details etc. help in planning the effective mitigative measures including engineering variations depending upon the site situation/location. In the instant scheme also these techniques are used and detail survey using GIS/GPS is under progress. Although, all possible measures have been taken during the finalization of route alignment for the proposed transmission and distribution line but due to peculiarity of terrain and demography of the area where project is being implemented, some environmental impacts may be there. The explanations in brief with regard to specific environment review criteria based on preliminary survey are as follows:

Table- 5.1: RoW Width & Clearance between Conductors and Trees

| Transmission Voltage | Max. RoW (In Meters) | Min. Clearance (in Meters) between conductor & Trees |
|-----------------------------|-----------------------------|---|
| 132 kV | 27 | 4.0 |
| 33 kV | 15 | 2.8 |

As per IS:5613 and MoEF guidelines finalized in consultation with CEA

(i) Resettlement

Land is required for a) construction of substations and b) erection of transmission lines. In general requirement of land area for substation varies from 0.3 acres (for 33 kV) to 10 acres (132 kV) depending upon voltage levels and no. of bays.

In the instant scheme land required for establishment of 132/33 kV substation at Longleng has already been identified and rates have been finalized by Land Settlement Board after due negotiation process with land owners for procurement of land on willing- buyer willing- seller basis. Hence, R & R will not be an issue in the instant subprojects.

In respect of (b), no permanent acquisition is envisaged. Land for tower and right of way is not acquired as agricultural activities can continue. A Typical plan of transmission line tower footing indicating the above position and extent of damage is

depicted in **Fig.-3**. As described earlier all measures are undertaken by DPN at the line routing stage itself to avoid settlements such as cities, villages etc. It may be seen from the above description of proposed route alignments and also keeping in mind that no permanent acquisition of land is involved for tower foundation as per existing law, these subprojects don't require any resettlement of villagers. However, some temporary damages/ disturbances can happen. Same will be compensated by the project under Compensation Plan for Temporary Damage (CPTD) to minimize the damages and provide compensation for temporary damages in consultation with the state government and affected persons and/ or community.

The State of Nagaland is pre-dominantly a tribal state with > 89% population, inhabited by 16 major tribes under the umbrella term of the 'Naga', and along with a number of sub-tribes. It may be noted that all social issues shall be dealt separately in accordance with the provisions of Social Management Framework (SMF, A-C) placed in the ESPPF of DPN.

(ii) Land value depreciation

Based on past experience land prices are generally expected to rise in the areas receiving power. Generally transmission lines pass through uninhabited area, agriculture fields and forests, where the land-use is not going to change in foreseeable future. Therefore, the value of land will not be adversely affected to a significant degree. However, distribution lines are primarily intended to provide power supply to populated area which will boost the economic status as well as land price of the area, thus, outweighing possible negative impacts, if any.

(iii) Historical/cultural monuments/value

As per the policy of route selection, only that route alignment is finalized which avoids all the historical and cultural monuments. As per the preliminary assessment carried out during finalization of route alignment in consultation with State revenue authorities and ASI, no such monuments are coming in the proposed route alignments. Utmost care shall be taken during detailed survey to avoid such areas.

(iv) Encroachment into precious ecological areas

As already explained all precautions have been taken to avoid routing of line through forest and protected areas like national park/sanctuaries. In the instant scheme, forest area covered under Forest (Conservation) Act, 1980 has been completely avoided with careful selection of route alignment. However, certain areas having vegetation under control of community/village councils prevalent in Nagaland state may be encountered for which mitigation measures as referred in ESPPF including afforestation measures shall be undertaken. Accordingly provision of Rs. 28.74 lakhs (@ 1 lakh/km) has been kept in budget towards voluntary afforestation in the ratio of 1:3. In addition, suitable management measures as specified in EMP⁴ (refer clause- 9) like minimizing RoW requirement, use of existing tower, use of tall or extended tower etc, wherever feasible, is undertaken to minimize the loss of vegetation. The area of influence/impact for 132 kV line is depicted in **Fig.- 3a**. Moreover, protected areas like wildlife sanctuary, national parks, biosphere reserves

⁴ *Environment Management Plan (EMP) is placed at Table -6.1*

etc. have been avoided completely. However, reference in EMP is maintained to address the issues in case of any eventuality and shall be appropriately addressed during Final Environment Assessment Report (FEAR).

(v) **Encroachment into other valuable lands**

Impacts on agricultural land will be restricted to the construction phase and when large-scale maintenance measures are required. The proposed transmission line will pass mostly through agricultural fields. As per existing law, land for tower/pole and right of way is not acquired and agricultural activities are allowed to continue after construction activity and DPN pays compensation for all damages including cost of land below tower to its owner.

In areas where transmission lines will traverse agricultural land, compensation will be paid to owners for any crop damage incurred as a result of construction activities. DPN field staff will consult affected villagers and local revenue dept. and apprise them about the project and tower location, which shall be erected in the agricultural land, for compensation. Revenue dept. after evaluating the land loss due to construction activity and crop damages based on productivity of land arrives at the compensation cost which is paid to farmer. Agricultural activities will be allowed to continue following the construction period. If bunds or other on-farm works are disturbed during construction or maintenance, they will be restored to the owner's satisfaction following cessation of construction or maintenance activities. In the event that private trees are felled during construction or maintenance operations, compensation will be paid to the owner in an amount determined by the estimated loss of products from the tree over an eight year period (for fruit bearing trees). Agricultural lands under private ownership will be identified, and compensation will be paid to the affected villagers as per the entitlement matrix of CPTD as described in Annexure -3 (B) of the ESPPF. The procedure for providing compensation is described in **Annexure-1**. Budgetary provision of Rs. 176.41 lakhs is made in the cost estimate to meet these expenses.

(vi) **Interference with other utilities and traffic**

As per regulations enacted by Government of India, it is mandatory for DPN to seek clearance prior to construction from department of Railways, Telecommunications and wherever necessary from aviation authorities that are likely to be affected by the construction of transmission & distribution lines. The transmission & distribution lines affect nearby telecommunication circuits by causing electrical interference. A standing committee -- Power Telecom Co-ordination Committee (P.T.C.C.) has been constituted by Government of India to plan and implement the mitigating measures for the induced voltage which may occur to nearby telecom circuit and suggest necessary protection measures to be adopted. The committee suggests measures like rerouting of the telecom circuits, conversion of overhead telecom circuits into cables etc. to minimize the interference.

The cost of such measures is determined by the Committee on the basis of prevailing norms and guidelines. Though the exact cost to mitigate the impacts of induction in neighboring telecom circuits would vary from case to case, the cost on an average works out to be Rs.50000/- per km. Provision to meet these expenses

has been made in the cost estimate for the same for transmission line proposed under the instant scheme.

National Highway- 155 (NH-155), which links Mokokchung (NH-61 junction) and Jessani (NH-150 junction) passes through Tuensang town. This National Highway runs for a total distance of 342 kms entirely in Nagaland. Most of the construction sites including the proposed Longleng S/S are located along the Tuensang – Longleng Road, which is a state road with very low traffic density. It originates from NH-155 in Tuensang and goes upto Longleng. Entire project area is scarcely populated, with the population density lower than the National Average. Also, both the districts i.e. Tuensang and Longleng are Agriculture based and have low economic base. Infact, in 2006, Ministry of Panchayati Raj named Tuensang one of the country's 250 most backward districts (out of total 640). It is one of the three districts of Nagaland currently receiving funds from Backward Regions Grant Fund programme (BRGF). The above mentioned facts indicate the low vehicular density of the project area and it may be concluded that execution of these projects will not result in any steep rise in traffic.

Wherever transmission & distribution line crosses the railways, clearance is taken from that department. In general, the system is planned and executed in such a way that adequate clearance is maintained between transmission lines on the one hand, and railways, civil aviation and defense installations on the other. Wherever the transmission lines pass by the airports the towers beyond specified height are painted in alternate orange and white stripes for easy visibility and warning lights are placed atop these towers.

(vii) Interference with drainage pattern

As the transmission lines are constructed aerially and the blockage of ground surface is limited to area of tower footings, which is very small, there is little possibility of affecting drainage pattern. The transmission line proposed under this scheme doesn't involve any tower to be placed in river bed. However, whenever, such situation arises, the management measures as specified in EMP (refer clause - 5 & 12) like appropriate siting of towers during detailed alignment survey and design will take care of any incidence of flooding hazards and loss of agricultural production due to interference with drainage patterns or irrigation channels. In the infrequent instances where the natural flow/drainage is affected, flow will be trained and guided to safe zones. In case of Sub-stations, all drainage channels along or inside substations shall be trained and connected to main or existing drainage to avoid any erosion due to uncontrolled flow of water.

5.1 ENVIRONMENTAL PROBLEMS DUE TO DESIGN

(i) Escape of polluting materials

The equipments installed on lines and substations are static in nature and do not generate any fumes or waste materials. However, detailed specification with respect to equipment design and substation sewage design has been included in tender document to avoid any incidence of land and water contamination. Apart from this, solid waste like packing materials, cables, aluminum conductor, sand, aggregate

material, cements and steel generated during construction is carefully handled and removed from site.

(ii) Explosion/fire hazards

During the survey and site selection for transmission lines, and substations, it has been ensured that these are kept away from oil/gas pipelines and other sites with potential for creating explosions or fires. Fires due to flashover from lines can be a more serious problem in forest. However, adequate safety measures shall be taken to avoid such incidence and have been included in EMP (refer clause - 15, 23 & 51). Besides this, forest authorities also incorporate measures like making fire lines to prevent spreading of fire in the affected forest area. Apart from this, states of art safety instruments are installed in the substations on both the ends, so that, the line gets tripped within milliseconds in case of any fault.

(iii) Erosion hazards due to inadequate provision for resurfacing of exposed area

Construction of 132kV line involves only small scale excavation of area i.e. 3m L x 3m W x 3m H for tower footing that may result in generation of 108 m³ of excavated material from each tower. In case of 132/33 kV substation foundation, excavation of soil to the tune of 7500 m³ is required depending on site condition. Similarly, in case of 33 KV line, soil excavation is limited to 0.72 m³ for each pole, and for 33/11 KV sub-station, excavation of around 2000 m³ is required. *It is estimated that a total of approx. 17926 m³ (96x108 + 7500x1 + 80x0.72) of excavated materials will be generated for construction of 96 nos of tower, 1 no of 132/33 KV substation and 80 nos of poles proposed under present scheme.* However, most of these excavated materials (about 80-90%) will be used for re-filling after construction work is over and remaining materials will be disposed properly as detailed out in EMP(refer clause - 25, 26 & 28). Moreover, the topsoil disturbed during the development of sites will be stored properly and used to restore the top surface of the platform. Left over infertile and rocky material will be dumped at carefully selected dumping areas and used as fill for foundations and leveling. Hence, possibility of erosion of exposed area due to construction activity is negligible.

(iv) Environmental aesthetics

Since spacing between the towers/poles in case of 132 kV transmission & 33 kV distribution lines is approx. 300 meters and 100 meters respectively, these will not affect the visual aesthetics of the localities particularly when it is ensured to route the lines as far away from the localities as possible. DPN takes up plantation of trees to buffer the visual effect around its substations and to provide better living conditions. Wherever DPN feels it appropriate, discussions will be held with local Forest Department officials to determine feasibility of planting trees along roads running parallel to transmission lines to buffer visual effect in these areas. In addition, towers may be painted grey or green to merge with the background.

(v) Noise/vibration nuisances

The equipment installed at substation are mostly static and are so designed that the noise level always remains within permissible limits i.e. 85 dB as per Indian standards. The noise levels reported during normal operating conditions even for

400 KV line are about 60 to 70 dB at 2 m. distance from the equipment. To contain the noise level within the permissible limits whenever noise level increases beyond permissible limits, measures like providing sound and vibration dampers and rectification of equipment are undertaken. In addition, plantations of sound absorbing species like Casuarinas, Tamarind, and Neem are raised at the substations that reduce the sound level appreciably.

(vi) **Blockage of Wildlife passage**

The proposed transmission & distribution lines are not passing through any Wildlife area. Since there is no protected area or migration path of wildlife like elephant corridor exist near to subproject project locations, hence, possibility of any disturbance to wild life is not anticipated. Another phenomenon reported in some places viz. Bird hit/electrocution by electric lines during landing and takeoff near the water bodies, fly path of birds is also not envisaged in the instant case due to routing of line away from such areas.

5.2 ENVIRONMENTAL PROBLEMS DURING CONSTRUCTION PHASE

(i) **Uncontrolled silt runoff**

As already explained, during construction limited quantity of excavated material will be generated from tower/pole foundations and Sub-station foundation. However, adequate measures shall be taken to store excavated materials properly for refilling after construction is over. Further, excavation in the hilly areas is avoided in rainy days. Hence, uncontrolled silt run off is not anticipated.

(ii) **Nuisance to nearby properties**

As already described in preceding paras, during site selection due care is taken to keep the transmission& distribution lines and substations away from settlements. Further, all the construction activities will be undertaken through the use of small mechanical devices e.g. tractors and manual labour, therefore, nuisance to the nearby properties if any, is not expected. All construction sites of new sub-station are prohibited for general public both due to its separation/demarcation by boundary wall and also due to statutory provisions. Hence, any adverse impact arising during the construction of substation will be temporary and limited to the boundaries of proposed substation only and will neither impact nearby habitat/property nor health & safety of neighboring community.

(iii) **Interference with utilities and traffic and blockage of access way**

Since all the locations of subprojects are not well connected through rail link, transportation of construction materials will be mostly through road network. Access to the site will be along existing roads or village paths; minor improvements to paths may be made where necessary, but no major construction of roads will be necessary either during construction or as a part of maintenance procedures. In case, access road is not available at some places, existing field/path may be utilized and compensation for any damage to crop or field is paid to the owner.

As and when a transmission line crosses any road/ railways line, the short span angle (DT) towers are located at a distance so as not to cause any hindrance to the movement of traffic. Stringing at the construction stage is carried out during lean traffic period in consultation with the concerned authorities and angle towers are planted to facilitate execution of work in different stages.

(iv) **Inadequate resurfacing for erosion control**

Since, the towers/poles for the proposed transmission and distribution lines are to be constructed in plain area as well as hilly area due care will be taken to control erosion. If due to terrain at some points towers/poles/substation may be placed on slopes and erosion prone soils, internationally accepted engineering practices including bio-engineering techniques, wherever, feasible shall be undertaken to prevent soil erosion. This will include cutting and filling slopes wherever necessary. The back cut slopes and downhill slopes will be treated with revetments. Wherever sites are affected by active erosion or landslides, both biological and engineering treatment will be carried out, e.g. provision of breast walls and retaining walls, and sowing soil binding grasses around the site. Further, construction is generally undertaken in dry/non-monsoon period.

(v) **Inadequate disposition of borrow area**

As mentioned earlier the tower/pole foundations involve excavations on small scale basis and the excavated soil is utilized for back filling. In case of substations, generally the sites are selected in such a manner that the volume of cutting is equal to volume of filling avoiding borrowing of the area. As such acquisition/opening of borrow area is not needed.

(vi) **Protection of Worker's health/safety**

All health & safety issues and their management aspects are integral part of project/contract specific safety plan (**Annexure-2**), which is also part of contract conditions. Various aspects such as, work and safety regulations, workmen's compensation, insurance are adequately covered under the General Conditions of Contract (GCC), a part of bidding documents. Project is executed as per the approved plan and is regularly monitored by dedicated Safety personnel. Moreover, for strict compliance of safety standard/plan a special provision as a deterrent has been added in the contract which provides for a heavy penalty of Rs.10 lakhs for each accidental death and Rs 1.0 lakh for each injury and is deducted from the contractor's payment and paid to the deceased/affected family. (**Annexure-3**).

DPN maintains safety as a top priority and have framed guidelines/checklist for workers' safety as its personnel are exposed to live EHV apparatus and transmission/distribution lines. These guidelines/checklists include work permits and safety precautions for work on the transmission and distribution lines both during construction and operation (**Annexure-4**) and are regularly monitored by site in-charge. In addition training is imparted to the workers in fire fighting and safety measures. Standard safety tools like helmet, safety belt, gloves etc. are provided to them in accordance to the provisions of Safety Rules. First aid facilities will be made available with the labour gangs, and doctors called in from nearby towns when necessary. The number of outside (skilled) labourers will be quite small, of the order

of 25-30 people per group. The remaining workforce of unskilled labourers will be comprised of local people. As per policy/norms preference shall be given to the eligible local labor having required skills a specific clause has been incorporated in contract conditions (refer clause- 22.2.1 of GCC) for compliance of same by Contractor. Workers are also covered by the statutory *Workmen (Compensation) Act*. Regular health checkups are conducted for construction workers. The construction sites and construction workers' houses will be disinfected regularly if required. In order to minimize/checking of spread of socially transmitted diseases e.g. HIV/AIDS etc. DPN will conduct awareness building programs on such issues for the construction workers.

5.3 ENVIRONMENTAL PROBLEMS RESULTING FROM OPERATION

(i) O&M Staff/Skills less than acceptable resulting in variety of adverse effects

The O& M program is normally implemented by substation personnel for both the lines as well as substations. Monitoring measures employed include patrolling and thermo-vision scanning.

The supervisors and managers entrusted with O&M responsibilities are intensively trained for necessary skills and expertise for handling these aspects. A monthly preventive maintenance program will be carried out to disclose problems related to cooling oil, gaskets, circuit breakers, vibration measurements, contact resistance, condensers, air handling units, electrical panels and compressors. Any sign of soil erosion is also reported and rectified. Monthly monitoring reports are generated and appraised to Management, including a report of corrective action taken and a schedule for future action.

DPN follows the best international practices while designing its system to maintain acceptable prescribed EMF level. The ICNIRP guideline for acceptable EMF level for the general public (up to 24 hours a day) is a maximum exposure level of 1,000 mG or 100 μ T. Further, because of health and safety issues such as fire safety, safe voltages on metallic parts of buildings, and safety clearances to avoid flashover, the transmission lines will not pass directly over any residential properties and as such the potential for EMF effects to occur will be further diminished.

Poly Chlorinated Biphenyls (PCBs) due to their high heat capacity, low flammability and low electrical conductivity were extensively used as insulating material in capacitors and transformers. But after the finding that these PCBs are non-biodegradable and have carcinogenic tendency, their use in electrical equipments as insulating medium has been banned all over the world long back. However, it has been reported in some studies that chances of contamination of oil with PCB is possible. Keeping that in mind, DPN has discontinued procurement of electrical equipments containing PCB more than 2 mg/kg and specification (as per IEC 61619 or ASTM D4059) is being stated in the tender document. Moreover, the subject scheme doesn't involve replacement of any PCB containing equipment, hence no disposal of such equipment is anticipated.

5.4 CRITICAL ENVIRONMENTAL REVIEW CRITERIA

(i) Loss of irreplaceable resources

The T & D projects do not involve any large scale excavation. In transmission line land is affected to the extent 144 sq. m below the tower base for which compensation is paid to land owner. However, loss of land is insignificant due to erection of pole for distribution line. Moreover, the subject transmission and distribution lines are not passing through any forest area; hence the problem of losing natural resources is not envisaged.

(ii) **Accelerated use of resources for short-term gains**

The subprojects will not be making use of any natural resources occurring in the area during construction as well as maintenance phases. The construction material such as tower members, cement etc shall come from factories while the excavated soil shall be used for backfilling to restore the surface. During construction of transmission line, very small quantity of water is required which is met from nearby existing source or through takers. However, for substation water requirement is met mostly by ground water derived by digging a borewell during construction as well as for operational stage. Moreover, provision of rain water harvesting in all proposed substations under the present scheme has been made to conserve precious water resources and enhance the ground water level. Hence, it may be seen that the activities associated with implementation of subject project shall not cause any accelerated use of resources for short term gain.

(iii) **Endangering of species**

As described earlier, no endangered species of flora and fauna exist in the subprojects area is getting affected, thus, there is no possibility of endangering/ causing extinction of any species.

(iv) **Promoting undesirable rural-to urban migration**

The subprojects will not cause any submergence or loss of land holdings that normally trigger migration. It also does not involve acquisition of any private land holdings. Hence, there is no possibility of any migration.

5.5 PUBLIC CONSULTATION:

Public consultation/information is an integral part of the project implementation. Public is informed about the project at every stage of execution. During survey also DPN site officials meet people and inform them about the routing of transmission and distribution lines. During the construction, every individual, on whose land, tower is erected and people affected by RoW, are consulted. Apart from this, Public consultation using different technique like Public Meeting, Small Group Meeting, informal Meeting shall also be carried out during different activities of project cycle. During such consultation the public are informed about the project in general and in particular about the following:

- Complete project plan (i.e. its route and terminating point and substations, if any, in between);
- Design standards in relation to approved international standards;
- Health impacts in relation to EMF;

- Measures taken to avoid public utilities such as school, hospitals, etc.;
- Other impacts associated with transmission & distribution lines and DPN approach to minimizing and solving them;
- Trees and crop compensation process.

Apart from organizing many informal group meetings in different villages, Public meeting was also organised on 23rd January 2015, at Longleng en-route of transmission & distribution line. During the public consultation programme, a brochure explaining the need for implementation of subprojects also distributed among participants. Some photographs along with Minutes of meeting of above consultation programme are placed at **Annexure -5**. During the Public consultation programme the details of line and its importance were explained to the villagers by the officials of DPN and POWERGRID. The programme was arranged in interactive way and queries like tree/crop compensation, engagement of local people in construction activity etc. were replied. The programme was appreciated by the villagers and they assured to extend their cooperation for construction of the said subprojects. The process of such consultation shall continue during project implementation and even during O&M stage.

5.6 CONCLUSIONS:

As it is clear from the above discussion that though the region is rich in natural resources, by careful route selection following the principle of avoidance, ecologically sensitive areas like National Park / Wildlife Sanctuaries as well as forests have been avoided completely. Since, the subject project area experiences acute shortage of power, the project will directly benefit the locals in meeting their energy needs. The infrastructural constraints are very real and pose a limiting factor on the development of the area. The availability of power will also strengthen the basic infrastructure in the area, which is essential for development of the area. Thus the project in long run will bring much needed development in the area and significantly improve living standard of the locals. The above facts while on the one hand underline the need for implementation of the subject scheme for overall development of the area and on other hand suggests that a detailed EIA may not be necessary as per the provisions of existing regulations.

Further, a detailed Final Environmental Assessment Report (FEAR) listing action/measures adopted for mitigation of possible environmental impacts, details of environment/forest clearance (if required), EMP implementation, monitoring details etc. shall be compiled and submitted to Bank (refer **Annexure- 6** for content of FEAR).

SECTION – VI : PROJECT IMPLEMENTATION ARRANGEMENT & MONITORING

6.0 ADMINISTRATIVE ARRANGEMENT FOR PROJECT IMPLEMENTATION

Ministry of Power (MoP), Gol has appointed POWERGRID as Design cum Implementation Supervision Consultant (i.e. Project Management Consultant-PMC) and now redesignated as Implementing Agency (IA). However, the ownership of the assets shall be with respective State government or State Utilities, which upon progressive commissioning shall be handed over to them for taking care of Operation and Maintenance of assets. The arrangement for monitoring and reviewing of project from the perspective of environment and social management will form part of overall arrangements for project management and implementation. Following implementation arrangement has been proposed at different levels for smooth implementation of this project;

Central Project Implementation Unit (CPIU) - A body responsible for coordinating the preparation and implementation of the project and shall be housed within the IA's offices at Guwahati. The "Project-In-Charge" of IA & Head of each of the SPCU shall be a member of CPIU.

State Project Coordination Unit (SPCU) – A body formed by the Utility and responsible for coordinating with IA in preparing and implementing the project at the State level. It consist of experts across different areas from the Utility and shall be headed by an officer of the rank not below Chief Engineer, from the Utility.

Project Implementation Unit (PIU) – A body formed by the IA, including members of Utility on deputation, and responsible for implementing the Project across the State, with its personnel being distributed over work site & working in close association with the SPCU/ CPIU. PIU report to State level "Project Manager" nominated by the Project-in-Charge of IA. The IA will have a Core team stationed at the CPIU on permanent basis and other IA officers (with required skills) will visit as and when required by this core team. This team shall represent IA and shall be responsible for all coordination with SPCU, PIU, within IA and MoP, Gol. CPIU shall also assist MoP, Gol in monitoring project progress and in its coordination with The Bank.

6.1 REVIEW OF PROJECT IMPLEMENTATION PROGRESS:

To enable timely implementation of the project/subprojects, following committee has been setup to review the progress;

A. **Joint Co-ordination Committee (JCC):** IA and SPCU nominate their representatives in a body called JCC to review the project. IA shall specify quarterly milestones or targets, which shall be reviewed by JCC through a formal monthly review meeting. This meeting forum shall be called as Joint Co-ordination Committee Meeting (JCCM).The IA shall convene & keep a record of every meeting. MoP, Gol and The Bank may join as and when needed. Minutes of the meeting will be shared with all concerned and if required, with Gol and The Bank.

- B. High Power Committee (HPC):** The Utility in consultation with its State Government shall arrange to constitute a High Power Committee (HPC) consisting of high level officials from the Utility, State/ District Administration, Law enforcement agencies, Forest Department. etc. so that various permission/ approvals/ consents/ clearances etc. are processed expeditiously so as to reach the benefits of the Project to the end consumers. HPC shall meet on bimonthly basis or earlier, as per requirement. This forum shall be called as High Power Committee Meeting (HPCM) and the SPCU shall keep a record of every meeting. Minutes of the meeting will be shared with all concerned and if required, with Gol and The Bank.
- C. Contractor's Review Meeting (CRM):** Periodic Review Meeting will be held by officials of PIU with Contractors at field offices, State Head Quarters (PIU location) and if required with core team of IA at Guwahati. These shall be called "Contractor's Review Meeting" (CRM). PIU shall keep a record of all CRMs, which shall be shared with all concerned and if required, with Gol and The Bank.
- D.** A review will be held among MoP, Gol, The Bank, State Government, Utility and IA, at four (4) months interval or earlier if needed, primarily to maintain oversight at the top level and also to debottleneck issues that require intervention at Gol/ State Government level. Minutes of the meeting shall be prepared by IA and shared with all concerned.

6.2 ENVIRONMENTAL MONITORING IN UTILITY:

Monitoring is a continuous process for DPN projects at all the stages, be it the site selection, construction or maintenance.

The success of DPN lies in its strong monitoring systems. Apart from the Field In-Charge reviewing the progress on daily basis regular project review meetings are held at least on monthly basis at corporate level wherein apart from construction issues the environmental aspects of the projects are discussed and remedial measures taken wherever required. The exceptions of these meetings are submitted to the Chief Engineer. The progress of various on-going projects is also communicated to the government through Secretary (Power), Nagaland.

DPN has formed a separate cell at the Circle office level namely Environment and Social Management Unit (ESMU) headed by Chief Engineer (Power) for proper implementation and monitoring of environmental & social management measures. DPN organization support structure is depicted in **Exhibit - 3**. Key responsibilities of the ESMU are follows:

- Coordinating environmental and social commitments and initiatives with various multilateral agencies, GoN and MoEF.
- Coordination of all environmental activities related to a project from conceptualization to operation and maintenance stage.
- Advising and coordinating /Site office to carry out environmental and social surveys and route alignment for new projects.

- Advising site offices to follow-up with the state forest offices and other state departments for expediting forest clearances and other E & S issues of various projects.
- Providing a focal point for interaction with the MoEF for expediting forest clearances
- Training of Circle and Site officials on E & S issues arising out of Transmission/ Distribution projects and their management plan.
- Training of other departments to familiarize them with the ESPP document.

As regards monitoring of impacts on ecological resources particularly in Forest, Sanctuary or National Park, it is generally done by the concerned Divisional Forest Officer, Chief Wildlife Warden and their staff as a part of their normal duties. A detailed Environment Management Plan (EMP) including monitoring plan for all possible environmental and social impacts and their proper management has been drawn (**Table- 6.1**) and will be implemented during various stages of project execution. Since many provisions of EMP are to be implemented by contractor, hence, for proper monitoring EMP has been included in the contract document. A budget estimate towards tree/crop/tower base compensation and EMP implementation is prepared and is placed at **Annexure-7**. A summary of the same is presented below:

| S. No. | Budgetary Head | Amount (Rs. Lakhs) |
|---------------|-------------------------------------|---------------------------|
| 1 | Forest compensation | Nil |
| 2 | Tree & Crop Compensation | 176.41 |
| 3 | Voluntary afforestation | 28.74 |
| 4 | Land Compensation for Tower Footing | 9.60 |
| 5 | Implementation Monitoring & Audit | 8.67 |
| Total | | 194.68 |

Any other measures like provision of bird guards, spike guards, barbed wire fencing or any other arrangement for addressing the issues like bird hit/animal/elephant scratching etc. shall be finalized only after detailed/ check survey and finalization of route alignment. Since the detailed/ check survey is part of main package requirement of such measures, its extent and estimated cost shall be incorporated in the revised cost estimate proposal which is normally prepared for all projects as there is a considerable time gap between planning and actual implementation. However, as per the preliminary assessment such additional measures may not be required (*Bird guard has been included in BoQ*) in the instant scheme as no such impact are envisaged due to routing of lines far away from such sensitive areas.

6.3 GRIEVANCE REDRESSAL MECHANISM (GRM)

Grievance Redress Mechanism (GRM) is an integral and important mechanism for addressing/resolving the concern and grievances in a transparent and swift manner. Many minor concerns of peoples are addressed during public consultation process initiated at the beginning of the project and broadly outlined in Annexure-23 of ESPPF. For handling grievance, DPN has already a framework in place. To ensure its implementation, Grievance Redress Committee (GRC) will be established at two places, one at the project/scheme level and another at Corporate/HQ level. The GRCs shall include members from DPN, Local Administration, Village Panchayat

Members, Affected Persons representative and reputed persons from the society and representative from the autonomous districts council in case of tribal districts selected/decided on nomination basis under the chairmanship of project head. The composition of GRC shall be disclosed in villages/their council office and concerned district headquarter for wider coverage.

The complainant will also be allowed to submit its complaint to local project official who will pass it to GRC immediately but not more than 5 days of receiving such complaint. The first meeting of GRC will be organized within 15 days of its constitution/disclosure to formulate procedure and frequency of meeting. However, GRC meeting shall be convened within 15 days of receiving a grievance for its solution. GRC endeavor will be to pronounce its decision/ may also refer it to corporate GRC for solution within 30-45 days of receiving grievances. In case complainant/appellant is not satisfied with the decision of GRC they can approach DPN HQ level Committee /District Collector or Court of law for solution.

The HQ level GRC shall function under the chairmanship of Chief Engineer (Power) who will nominate other members of GRC including one representative from HQ ESMU who is conversant with the environment & social issues. The meeting of HQ GRC shall be convened within 7-10 days of receiving the reference from project GRC or complainant directly and pronounce its decision within next 15 days.

6.4 ENVIRONMENT REVIEW:

Periodic review by higher management including review by Heads of SPCU and CPIU for all environmental and social issues will be undertaken to ensure that EMP and other measures are implemented at site for compliance of agreed policy and management plan.

Table- 6.1: ENVIRONMENT MANAGEMENT PLAN⁵

| Clause No. | Project activity/ stage | Potential impact | Proposed mitigation measures | Parameter to be monitored | Measurement & frequency | Institutional responsibility | Implementation schedule |
|-------------------------|--|--|---|---|--|------------------------------|---|
| Pre-construction | | | | | | | |
| 1 | Location of overhead line towers/ poles/ underground distribution lines and alignment & design | Exposure to safety related risks | Setback of dwellings to overhead line route designed in accordance with permitted level of power frequency and the regulation of supervision at sites. | Tower location and overhead/underground alignment selection with respect to nearest dwellings | Setback distances to nearest houses – once | Implementing Agency (IA) | Part of overhead lines tower/poles/ laying of underground cable sitting survey and detailed alignment survey and design |
| 2 | Equipment specifications and design parameters | Release of chemicals and gases in receptors (air, water, land) | PCBs not used in substation transformers or other project facilities or equipment. | Transformer design | Exclusion of PCBs in transformers stated in tender specification - | IA | Part of tender specifications for the equipment |
| | | | Processes, equipment and systems not to use chlorofluorocarbons (CFCs), including halon, and their use, if any, in existing processes and systems should be phased out and to be disposed of in a manner consistent with the requirements of the Government | Process, equipment and system design | Exclusion of CFCs stated in tender specification – once Phase out schedule to be prepared in case still in use – once | IA | Part of tender specifications for the equipment Part of equipment and process design |
| 3 | Transmission/ Distribution line design | Exposure to electromagnetic interference | Line design to comply with the limits of electromagnetic interference from overhead power lines | Electromagnetic field strength for proposed line design | Line design compliance with relevant standards – once | IA | Part of design parameters |
| 4 | Substation location and design | Exposure to noise | Design of plant enclosures to comply with noise regulations. | Expected noise emissions based on substation design | Compliance with regulations - once | IA | Part of detailed siting survey and design |
| | | Social inequities | Careful selection of site to avoid encroachment of socially, culturally and | Selection of substation location (distance to sensitive area). | Consultation with local authorities/ autonomous councils - | | Part of detailed siting survey and design |

⁵ *Compliance of these measures with quantity etc. shall be provided in the Final Environment Assessment Report (FEAR) to be prepared after obtaining all statutory clearances and execution of project”*

| Clause No. | Project activity/ stage | Potential impact | Proposed mitigation measures | Parameter to be monitored | Measurement & frequency | Institutional responsibility | Implementation schedule |
|------------|--|------------------------|--|---|---|------------------------------|---|
| | | | archaeological sensitive areas (i. g. sacred groves, graveyard, religious worship place, monuments etc.) | | once | | |
| 5 | Location of overhead line towers/poles/ laying of underground distribution line & alignment and design | Impact on water bodies | Avoidance of such water bodies to the extent possible. Avoidance of placement of tower inside water bodies to the extent of possible | Tower/pole location and overhead/ underground line alignment selection (distance to water bodies) | Consultation with local authorities– once | IA | Part of tower/pole sitting survey and detailed underground /overhead line alignment survey and design |
| | | Social inequities | Careful route selection to avoid existing settlements and sensitive locations | Tower/pole location and overhead/ underground line alignment selection (distance to nearest) | Consultation with local authorities/ autonomous councils and land owners – once | IA | Part of detailed tower/pole sitting and overhead/ underground alignment survey and design |
| | | | Minimise impact on agricultural land | Tower location and overhead/underground line alignment selection (distance to agricultural land) | Consultation with local authorities/ autonomous councils and land owners – once | | |
| | | | Careful selection of site and route alignment to avoid encroachment of socially, culturally and archaeological sensitive areas (i. g. sacred groves, graveyard, religious worship place, monuments etc.) | Tower/pole location and overhead/ underground line alignment selection (distance to sensitive area) | Consultation with local authorities/ autonomous councils - once | | |
| 6 | Involuntary acquisition or permanent land acquisition for substation. | Social inequities | Compensation and R&R measures as per provision of RFCTLARRA,2013 ⁶ | Compensation and monetary R&R measures implementation before possession. | As per provisions of Act. | State Govt. | Prior to award/start of substation construction. |

⁶ The new land acquisition act i.e RFCTLARRA,2013 is currently not applicable in the State as the State Legislative Assembly has not yet adopted the resolution regarding applicability of new act as per provision under article 371 A of the constitution of India. In the instant case also no fresh land acquisition (permanent) is involved hence this clause shall not be applicable. In the instant subproject no involuntary acquisition of land (permanent) is involved hence this clause shall not be applicable..

| Clause No. | Project activity/ stage | Potential impact | Proposed mitigation measures | Parameter to be monitored | Measurement & frequency | Institutional responsibility | Implementation schedule |
|------------|--|--|--|---|--|------------------------------|--|
| 7 | Line through protected area/ precious ecological area | Loss of precious ecological values/ damage to precious species | Avoid siting into such areas by careful site and alignment selection (National Parks, Wildlife Sanctuary, Biosphere Reserves/ Biodiversity Hotspots) | Tower/pole location and overhead/ underground line alignment selection (distance to nearest designated ecological protected/ sensitive areas) | Consultation with local forest authorities - once | IA | Part of detailed siting and alignment survey /design |
| | | | Minimize the need by using RoW wherever possible | Tower/pole location and overhead/ underground line alignment selection | Consultation with local authorities and design engineers - once | IA | Part of detailed siting and alignment survey /design |
| 8 | Line through identified Elephant corridor / Migratory bird | Damage to the Wildlife/ Birds and also to line | Study of earmarked elephant corridors to avoid such corridors, Adequate ground clearance, Fault clearing by Circuit Breaker, Barbed wire wrapping on towers, reduced spans etc., if applicable | Tower/pole location and overhead/ underground line alignment selection. Minimum/maximum ground clearance | Consultation with local forest authorities – once. Monitoring – quarterly basis | IA | Part of detailed siting and alignment survey /design and Operation |
| | | | Avoidance of established/ identified migration path (Birds & Bats). Provision of flight diverter/reflectors, Bird guard, elevated perches, insulating jumper loops, obstructive perch deterrents, raptor hoods etc. ⁷ , if applicable | Tower/pole location and overhead/ underground line alignment selection | Consultation with local forest authorities - once | IA | Part of detailed siting and alignment survey /design and Operation |
| 9 | Line through forestland | Deforestation and loss of biodiversity, edge effect | Avoid siting of line by careful site and alignment selection | Tower/pole location and overhead/ underground line alignment selection | Consultation with local authorities – once | IA | Part of detailed siting and alignment survey/design |
| | | | Minimise the need by using existing towers, tall towers and | | | | |

⁷ As per International/National best practices and in consultation with concerned forest/wildlife Authority

| Clause No. | Project activity/ stage | Potential impact | Proposed mitigation measures | Parameter to be monitored | Measurement & frequency | Institutional responsibility | Implementation schedule |
|------------|--|--|---|---|---|------------------------------|---|
| | | | RoW, wherever possible | (distance to nearest protected or reserved forest) | Consultation with local authorities and design engineers – once | | |
| | | | Measures to avoid invasion of alien species | Intrusion of invasive species | Consultation with local forest authorities - once | | |
| | | | Obtain statutory clearances from the Government | Statutory approvals from Government | Compliance with regulations – once for each subproject | | |
| | | | Consultation with autonomous councils wherever required | Permission/ NOC from autonomous councils | Consultation with autonomous councils – once during tower placement | | |
| 10 | Lines through farmland | Loss of agricultural production/change in cropping pattern | Use existing tower or footings wherever possible | Tower/pole location and overhead/ underground line alignment selection | Consultation with local authorities and design engineers – once | IA | Part of detailed alignment survey and design |
| | | | Avoid sitting new towers on farmland wherever feasible | Tower/pole location and overhead/ underground line alignment selection | Consultation with local authorities and design engineers – once | | Part of detailed sitting and alignment survey /design |
| 11 | Noise related | Nuisance to neighbouring properties | Substations sited and designed to ensure noise will not be a nuisance | Noise levels | Noise levels to be specified in tender documents – once | IA | Part of detailed equipment design |
| 12 | Interference with drainage patterns/Irrigation on channels | Flooding hazards/ loss of agricultural production | Appropriate sitting of towers to avoid channel interference | Tower/pole location and overhead/ underground line alignment selection (distance to nearest flood zone) | Consultation with local authorities and design engineers – once | IA | Part of detailed alignment survey and design |

| Clause No. | Project activity/ stage | Potential impact | Proposed mitigation measures | Parameter to be monitored | Measurement & frequency | Institutional responsibility | Implementation schedule |
|---------------------|-----------------------------------|----------------------------|--|--|---|---|---|
| 13 | Escape of polluting materials | Environmental pollution | Transformers designed with oil spill containment systems, and purpose-built oil, lubricant and fuel storage system, complete with spill cleanup equipment. | Equipment specifications with respect to potential pollutants | Tender document to mention specifications – once | IA | Part of detailed equipment design /drawings |
| | | | Substations to include drainage and sewage disposal systems to avoid offsite land and water pollution. | Substation sewage design | Tender document to mention detailed specifications – once | | |
| 14 | Equipments submerged under flood | Contamination of receptors | Substations constructed above the high flood level(HFL) by raising the foundation pad | Substation design to account for HFL (elevation with respect to HFL elevation) | Base height as per flood design- once | IA | Part of detailed substation layout and design /drawings |
| 15 | Explosions /Fire | Hazards to life | Design of substations to include modern fire fighting equipment | Substation design compliance with fire prevention and control codes | Tender document to mention detailed specifications – once | IA | Part of detailed substation layout and design /drawings |
| | | | Provision of fire fighting equipment to be located close to transformers | | | | |
| Construction | | | | | | | |
| 16 | Equipment layout and installation | Noise and vibrations | Construction techniques and machinery selection seeking to minimize ground disturbance. | Construction techniques and machinery | Construction techniques and machinery creating minimal ground disturbance- once at the start of each construction phase | IA (Contractor through contract provisions) | Construction period |
| 17 | Physical construction | Disturbed farming activity | Construction activities on cropping land timed to avoid disturbance of field crops (within one month of harvest wherever possible). | Timing of start of construction | Crop disturbance –Post harvest as soon as possible but before next crop – once per site | IA (Contractor through contract provisions) | Construction period |

| Clause No. | Project activity/ stage | Potential impact | Proposed mitigation measures | Parameter to be monitored | Measurement & frequency | Institutional responsibility | Implementation schedule |
|------------|---|---|--|---|--|--|-------------------------|
| 18 | Mechanized construction | Noise, vibration and operator safety, efficient operation | Construction equipment to be well maintained. | Construction equipment – estimated noise emissions | Complaints received by local authorities – every 2 weeks | IA (Contractor through contract provisions) | Construction period |
| | | Noise, vibration, equipment wear and tear | Turning off plant not in use. | Construction equipment – estimated noise emissions and operating schedules | Complaints received by local authorities – every 2 weeks | IA (Contractor through contract provisions) | Construction period |
| 19 | Construction of roads for accessibility | Increase in airborne dust particles | Existing roads and tracks used for construction and maintenance access to the line wherever possible. | Access roads, routes (length and width of new access roads to be constructed) | Use of established roads wherever possible – every 2 weeks | IA (Contractor through contract provisions) | Construction period |
| | | Increased land requirement for temporary accessibility | New access ways restricted to a single carriageway width within the RoW. | Access width (meters) | Access restricted to single carriage –way width within RoW – every 2 weeks | IA (Contractor through contract provisions) | Construction period |
| 20 | Construction activities | Safety of local villagers | Coordination with local communities for construction schedules, Barricading the construction area and spreading awareness among locals | Periodic and regular reporting /supervision of safety arrangement | No. of incidents- once every week | IA (Contractor through contract provisions) | Construction period |
| | | Local traffic obstruction | Coordination with local authority/ requisite permission for smooth flow of traffic | Traffic flow (Interruption of traffic) | Frequency (time span)- on daily basis | IA (Contractor through contract provisions) | Construction period |
| 21 | Temporary blockage of utilities | Overflows, reduced discharge | Measure in place to avoid dumping of fill materials in sensitive drainage area | Temporary fill placement (m ³) | Absence of fill in sensitive drainage areas – every 4 weeks | IA (Contractor through contract provisions) | Construction period |

| Clause No. | Project activity/ stage | Potential impact | Proposed mitigation measures | Parameter to be monitored | Measurement & frequency | Institutional responsibility | Implementation schedule |
|------------|---------------------------------------|--------------------------------------|---|--|--|--|-------------------------|
| 22 | Site clearance | Vegetation | Marking of vegetation to be removed prior to clearance, and strict control on clearing activities to ensure minimal clearance. No use of herbicides and pesticides | Vegetation marking and clearance control (area in m ²) | Clearance strictly limited to target vegetation – every 2 weeks | IA (Contractor through contract provisions) | Construction period |
| 23 | Trimming /cutting of trees within RoW | Fire hazards | Trees allowed growing up to a height within the RoW by maintaining adequate clearance between the top of tree and the conductor as per the regulations. | Species-specific tree retention as approved by statutory authorities (average and max. tree height at maturity, in meters) | Presence of target species in RoW following vegetation clearance – once per site | IA (Contractor through contract provisions) | Construction period |
| | | Loss of vegetation and deforestation | Trees that can survive pruning to comply should be pruned instead of cleared. | Species-specific tree retention as approved by statutory authorities | Presence of target species in RoW following vegetation clearance - once per site | IA (Contractor through contract provisions) | Construction period |
| | | | Felled trees and other cleared or pruned vegetation to be disposed of as authorized by the statutory bodies. | Disposal of cleared vegetation as approved by the statutory authorities (area cleared in m ²) | Use or intended use of vegetation as approved by the statutory authorities – once per site | IA (Contractor through contract provisions) | Construction period |
| 24 | Wood/ vegetation harvesting | Loss of vegetation and deforestation | Construction workers prohibited from harvesting wood in the project area during their employment, (apart from locally employed staff continuing current legal activities) | Illegal wood /vegetation harvesting (area in m ² , number of incidents reported) | Complaints by local people or other evidence of illegal harvesting – every 2 weeks | IA (Contractor through contract provisions) | Construction period |

| Clause No. | Project activity/ stage | Potential impact | Proposed mitigation measures | Parameter to be monitored | Measurement & frequency | Institutional responsibility | Implementation schedule |
|------------|--|---|---|---|--|--|-------------------------|
| 25 | Surplus earthwork/soil | Runoff to cause water pollution, solid waste disposal | Soil excavated from tower footings/ substation foundation disposed of by placement along roadsides, or at nearby house blocks if requested by landowners | Soil disposal locations and volume (m ³) | Acceptable soil disposal sites – every 2 weeks | IA (Contractor through contract provisions) | Construction period |
| 26 | Substation construction | Loss of soil | Loss of soil is not a major issue as excavated soil will be mostly reused for filling. However, in case of requirement of excess soil the same will be met from existing quarry or through deep excavation of existing pond or other nearby barren land with agreement of local communities | Borrow area sitting (area of site in m ² and estimated volume in m ³) | Acceptable soil borrow areas that provide a benefit - every 2 weeks | IA (Contractor through contract provisions) | Construction period |
| | | Water pollution | Construction activities involving significant ground disturbance (i.e. substation land forming) not undertaken during the monsoon season | Seasonal start and finish of major earthworks(P ^H , BOD/ COD, Suspended solids, others) | Timing of major disturbance activities – prior to start of construction activities | IA (Contractor through contract provisions) | Construction period |
| 27 | Site clearance | Vegetation | Tree clearances for easement establishment to only involve cutting trees off at ground level or pruning as appropriate, with tree stumps and roots left in place and ground cover left undisturbed | Ground disturbance during vegetation clearance (area, m ²) | Amount of ground disturbance – every 2 weeks | IA (Contractor through contract provisions) | Construction period |
| | | | | Statutory approvals | Statutory approvals for tree clearances – once for each site | | |
| 28 | Substation foundation/ Tower erection disposal of surplus earthwork/fill | Waste disposal | Excess fill from substation/tower foundation excavation disposed of next to roads or around houses, in agreement with the local community or landowner | Location and amount (m ³)of fill disposal | Appropriate fill disposal locations – every 2 weeks | IA (Contractor through contract provisions) | Construction period |

| Clause No. | Project activity/ stage | Potential impact | Proposed mitigation measures | Parameter to be monitored | Measurement & frequency | Institutional responsibility | Implementation schedule |
|------------|--|---|---|---|--|---|-------------------------|
| 29 | Storage of chemicals and materials | Contamination of receptors (land, water, air) | Fuel and other hazardous materials securely stored above high flood level. | Location of hazardous material storage; spill reports (type of material spilled, amount (kg or m ³) and action taken to control and clean up spill) | Fuel storage in appropriate locations and receptacles – every 2 weeks | IA (Contractor through contract provisions) | Construction period |
| 30 | Construction schedules | Noise nuisance to neighbouring properties | Construction activities only undertaken during the day and local communities informed of the construction schedule. | Timing of construction (noise emissions, [dB(A)]) | Daytime construction only – every 2 weeks | IA (Contractor through contract provisions) | Construction period |
| 31 | Provision of facilities for construction workers | Contamination of receptors (land, water, air) | Construction workforce facilities to include proper sanitation, water supply and waste disposal facilities. | Amenities for Workforce facilities | Presence of proper sanitation, water supply and waste disposal facilities – once each new facility | IA (Contractor through contract provisions) | Construction period |
| 32 | Influx of migratory workers | Conflict with local population to share local resources | Using local workers for appropriate tasks | Avoidance/reduction of conflict through enhancement/ augmentation of resource requirements | Observation & supervision – on weekly basis | IA (Contractor through contract provisions) | Construction period |
| 33 | Lines through farmland | Loss of agricultural productivity | Use existing access roads wherever possible | Usage of existing utilities | Complaints received by local people /authorities - every 4 weeks | IA (Contractor through contract provisions) | Construction period |
| | | | Ensure existing irrigation facilities are maintained in working condition | Status of existing facilities | | | |
| | | | Protect /preserve topsoil and reinstate after construction completed | Status of facilities (earthwork in m ³) | | | |
| | | | Repair /reinstate damaged bunds etc after construction completed | Status of facilities (earthwork in m ³) | | | |

| Clause No. | Project activity/ stage | Potential impact | Proposed mitigation measures | Parameter to be monitored | Measurement & frequency | Institutional responsibility | Implementation schedule |
|------------|----------------------------------|--|--|---|---|---|-------------------------|
| | | Social inequities | Land owners/ Farmers compensated for any temporary loss of productive land as per existing regulation. | Process of Crop/tree compensation in consultation with forest dept.(for timber yielding tree) and Horticulture deptt.(for fruit bearing tree) | Consultation with affected land owner prior to implementation and during execution. | IA | During construction |
| 34 | Uncontrolled erosion/silt runoff | Soil loss, downstream siltation | Need for access tracks minimised, use of existing roads. Limit site clearing to work areas Regeneration of vegetation to stabilise works areas on completion (where applicable) Avoidance of excavation in wet season Water courses protected from siltation through use of bunds and sediment ponds | Design basis and construction procedures (suspended solids in receiving waters; area re-vegetated in m ² ; amount of bunds constructed [length in meter, area in m ² , or volume in m ³]) | Incorporating good design and construction management practices – once for each site | IA (Contractor through contract provisions) | Construction period |
| 35 | Nuisance to nearby properties | Losses to neighbouring land uses/ values | Contract clauses specifying careful construction practices. As much as possible existing access ways will be used Productive land will be reinstated following completion of construction | Contract clauses Design basis and layout Reinstatement of land status (area affected, m ²) | Incorporating good construction management practices – once for each site Incorporating good design engineering practices– once for each site Consultation with affected parties – twice – immediately after completion of construction and after the first harvest | IA (Contractor through contract provisions) | Construction period |

| Clause No. | Project activity/ stage | Potential impact | Proposed mitigation measures | Parameter to be monitored | Measurement & frequency | Institutional responsibility | Implementation schedule |
|------------|--|--|---|---|---|---|--|
| | | Social inequities | Compensation will be paid for loss of production, if any. | Implementation of Tree/Crop compensation (amount paid) | Consultation with affected parties – once in a quarter | IA | Prior to construction |
| 36 | Flooding hazards due to construction impediments of natural drainage | Flooding and loss of soils, contamination of receptors (land, water) | Avoid natural drainage pattern/ facilities being disturbed/blocked/ diverted by ongoing construction activities | Contract clauses (e.g. suspended solids and BOD/COD in receiving water) | Incorporating good construction management practices- once for each site | IA (Contractor through contract provisions) | Construction period |
| 37 | Equipment submerged under flood | Contamination of receptors (land, water) | Equipment stored at secure place above the high flood level(HFL) | Store room level to be above HFL (elevation difference in meters) | Store room level as per flood design-once | IA | Construction period |
| 38 | Inadequate siting of borrow areas (quarry areas) | Loss of land values | Existing borrow sites will be used to source aggregates, therefore, no need to develop new sources of aggregates | Contract clauses | Incorporating good construction management practices – once for each site | IA (Contractor through contract provisions) | Construction period |
| 39 | Health and safety | Injury and sickness of workers and members of the public | Safety equipment's (PPEs) for construction workers | Contract clauses (number of incidents and total lost-work days caused by injuries and sickness) | Contract clauses compliance – once every quarter | IA (Contractor through contract provisions) | Construction period |
| | Contract provisions specifying minimum requirements for construction camps | | | | | | |
| | Contractor to prepare and implement a health and safety plan. | | | | | | |
| | Contractor to arrange for health and safety training sessions | | | | | | |
| 40 | Inadequate construction stage monitoring | Likely to maximise damages | Training of environmental monitoring personnel | Training schedules | Number of programs attended by each person – once a year | IA | Routinely throughout construction period |
| | | | Implementation of effective environmental monitoring and reporting system using checklist of all contractual environmental requirements | Respective contract checklists and remedial actions taken thereof. | Submission of duly completed checklists of all contracts for each site - once | | |

| Clause No. | Project activity/ stage | Potential impact | Proposed mitigation measures | Parameter to be monitored | Measurement & frequency | Institutional responsibility | Implementation schedule |
|----------------------------------|---|---|--|---|---|------------------------------|--|
| | | | Appropriate contract clauses to ensure satisfactory implementation of contractual environmental mitigation measures. | Compliance report related to environmental aspects for the contract | Submission of duly completed compliance report for each contract – once | | |
| Operation and Maintenance | | | | | | | |
| 41 | Location of line towers/poles and overhead/ underground line alignment & design | Exposure to safety related risks | Setback of dwellings to overhead line route designed in accordance with permitted level of power frequency and the regulation of supervision at sites. | Compliance with setback distances (“as-built” diagrams) | Setback distances to nearest houses – once in quarter | DPN | During operations |
| 42 | Line through identified bird flyways, migratory path | Injury/ mortality to birds, bats etc due to collision and electrocution | Avoidance of established/ identified migration path (Birds & Bats). Provision of flight diverter/reflectors, elevated perches, insulating jumper loops, obstructive perch deterrents, raptor hoods etc., if applicable | Regular monitoring for any incident of injury/mortality | No. of incidents- once every month | DPN | Part of detailed siting and alignment survey /design and Operation |
| 43 | Equipment submerged under flood | Contamination of receptors (land, water) | Equipment installed above the high flood level (HFL) by raising the foundation pad. | Substation design to account for HFL (“as-built” diagrams) | Base height as per flood design – once | DPN | During operations |
| 44 | Oil spillage | Contamination of land/nearby water bodies | Substation transformers located within secure and impervious sump areas with a storage capacity of at least 100% of the capacity of oil in transformers and associated reserve tanks. | Substation bunding (Oil sump) (“as-built” diagrams) | Bunding (Oil sump) capacity and permeability - once | DPN | During operations |
| 45 | SF6 management | Emission of most potent GHG causing climate change | Reduction of SF6 emission through awareness, replacement of old seals, proper handling & storage by controlled inventory and use, enhance recovery and applying new technologies to reduce leakage | Leakage and gas density/level | Continuous monitoring | DPN | During Operations |

| Clause No. | Project activity/ stage | Potential impact | Proposed mitigation measures | Parameter to be monitored | Measurement & frequency | Institutional responsibility | Implementation schedule |
|------------|---|---|---|--|--|------------------------------|-------------------------|
| 46 | Inadequate provision of staff/workers health and safety during operations | Injury and sickness of staff /workers | Careful design using appropriate technologies to minimise hazards | Usage of appropriate technologies (lost work days due to illness and injuries) | Preparedness level for using these technologies in crisis – once each year | DPN | Design and operation |
| | | | Safety awareness raising for staff. | Training/awareness programs and mock drills | Number of programs and percent of staff /workers covered – once each year | | |
| | | | Preparation of fire emergency action plan and training given to staff on implementing emergency action plan | | | | |
| | | | Provide adequate sanitation and water supply facilities | Provision of facilities | Complaints received from staff /workers every 2 weeks | | |
| 47 | Electric Shock Hazards | Injury/ mortality to staff and public | Careful design using appropriate technologies to minimise hazards | Usage of appropriate technologies (no. of injury incidents, lost work days) | Preparedness level for using these technology in crisis – once a month | DPN | Design and Operation |
| | | | Security fences around substations | Maintenance of fences | Report on maintenance – every 2 weeks | | |
| | | | Barriers to prevent climbing on/ dismantling of transmission | Maintenance of barriers | | | |
| | | | Appropriate warning signs on facilities | Maintenance of warning signs | | | |
| | | | Electricity safety awareness raising in project areas | Training /awareness programs and mock drills for all concerned parties | Number of programs and percent of total persons covered –once each year | | |
| 48 | Operations and maintenance staff skills less than acceptable | Unnecessary environmental losses of various types | Adequate training in O&M to all relevant staff of substations & transmission/distribution line maintenance crews. | Training/awareness programs and mock drills for all relevant staff | Number of programs and percent of staff covered – once each year | DPN | Operation |
| | | | Preparation and training in the use of O&M manuals and standard operating practices | | | | |

| Clause No. | Project activity/ stage | Potential impact | Proposed mitigation measures | Parameter to be monitored | Measurement & frequency | Institutional responsibility | Implementation schedule |
|------------|--|--|--|--|---|------------------------------|-------------------------|
| 49 | Inadequate periodic environmental monitoring. | Diminished ecological and social values. | Staff to receive training in environmental monitoring of project operations and maintenance activities. | Training/awareness programs and mock drills for all relevant staff | Number of programs and percent of staff covered – once each year | DPN | Operation |
| 50 | Equipment specifications and design parameters | Release of chemicals and gases in receptors (air, water, land) | Processes, equipment and systems using chlorofluorocarbons (CFCs), including halon, should be phased out and to be disposed of in a manner consistent with the requirements of the Govt. | Process, equipment and system design | Phase out schedule to be prepared in case still in use – once in a quarter | DPN | Operations |
| 51 | Transmission/ distribution line maintenance | Exposure to electromagnetic interference | Transmission/ distribution line design to comply with the limits of electromagnetic interference from overhead power lines | Required ground clearance (meters) | Ground clearance - once | DPN | Operations |
| 52 | Uncontrolled growth of vegetation | Fire hazard due to growth of tree/shrub /bamboo along RoW | Periodic pruning of vegetation to maintain requisite electrical clearance. No use of herbicides/pesticides | Requisite clearance (meters) | Assessment in consultation with forest authorities - once a year (pre-monsoon/post-monsoon) | DPN | Operations |
| 53 | Noise related | Nuisance to neighbouring properties | Substations sited and designed to ensure noise will not be a nuisance. | Noise levels {dB(A)} | Noise levels at boundary nearest to properties and consultation with affected parties if any - once | DPN | Operations |

EXHIBIT - 1
POWER MAP OF NAGALAND

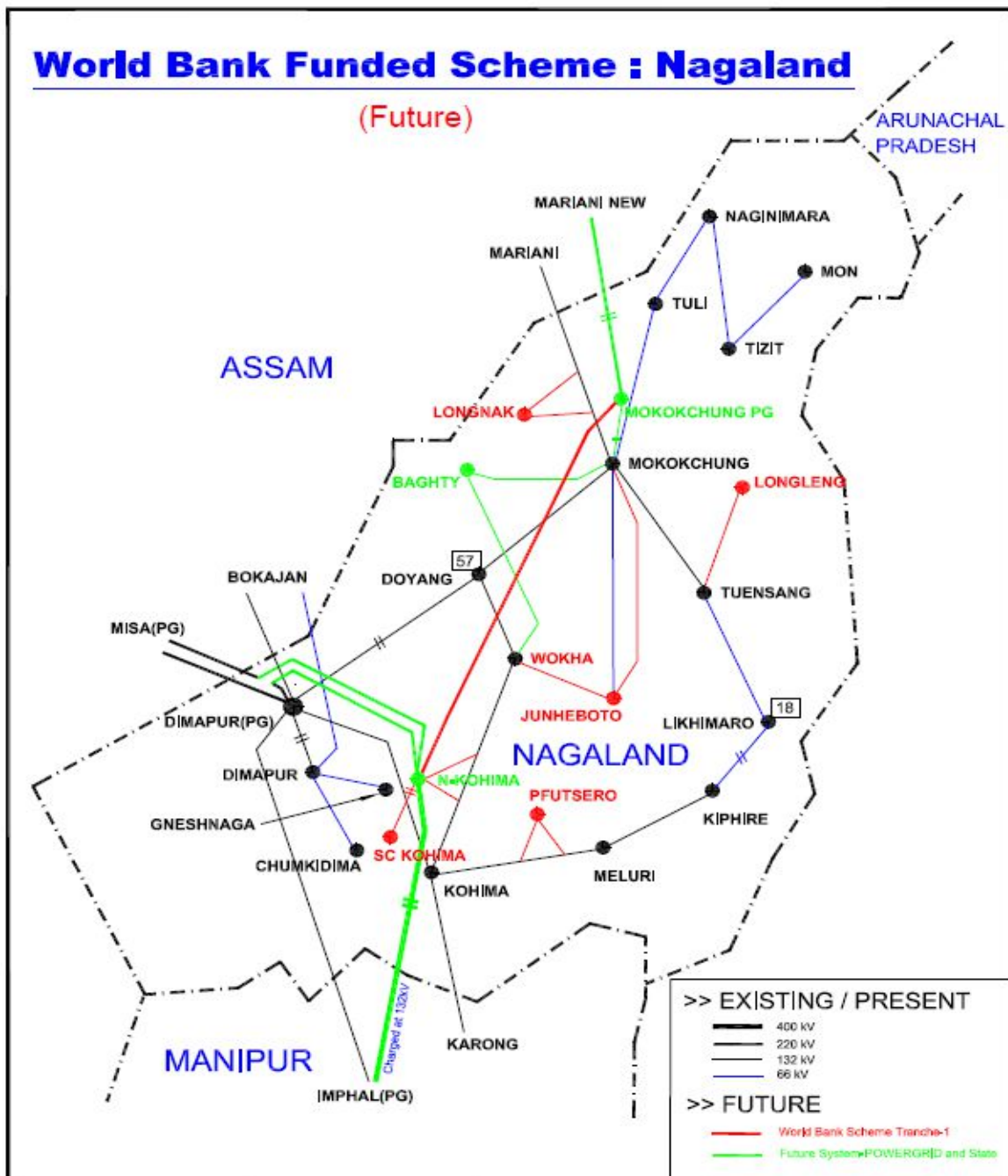


EXHIBIT - 2

***SCHEMATIC MAP SHOWING PROPOSED
TRANSMISSION & DISTRIBUTION
NETWORK***

Exhibit-2 : Transmission and Distribution Network in Tuensang & Longleng Districts proposed under NER Power System Improvement Project in NAGALAND.

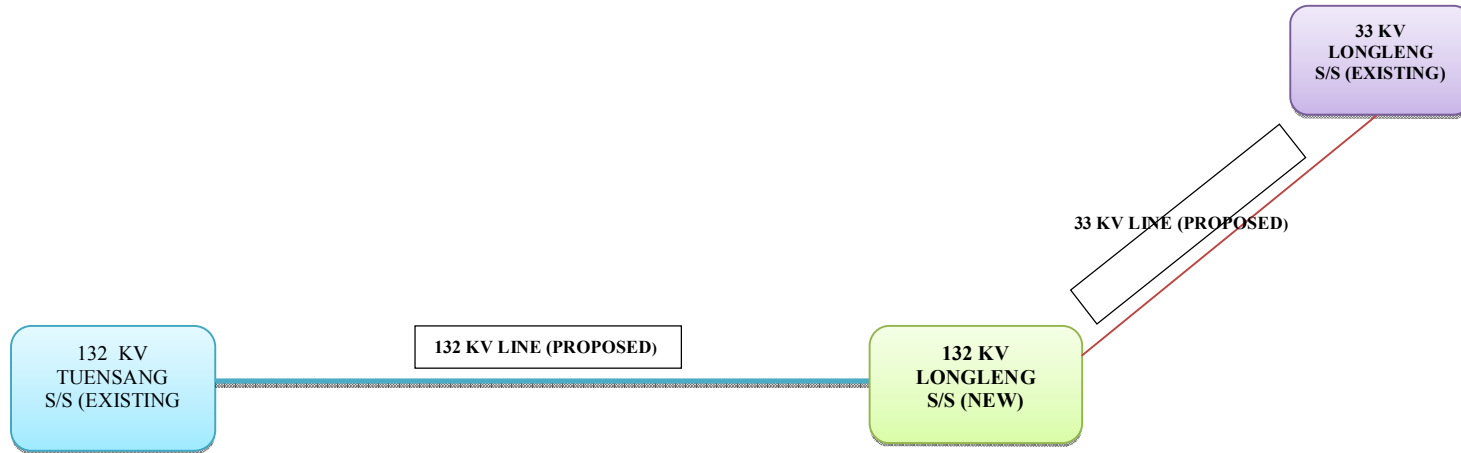
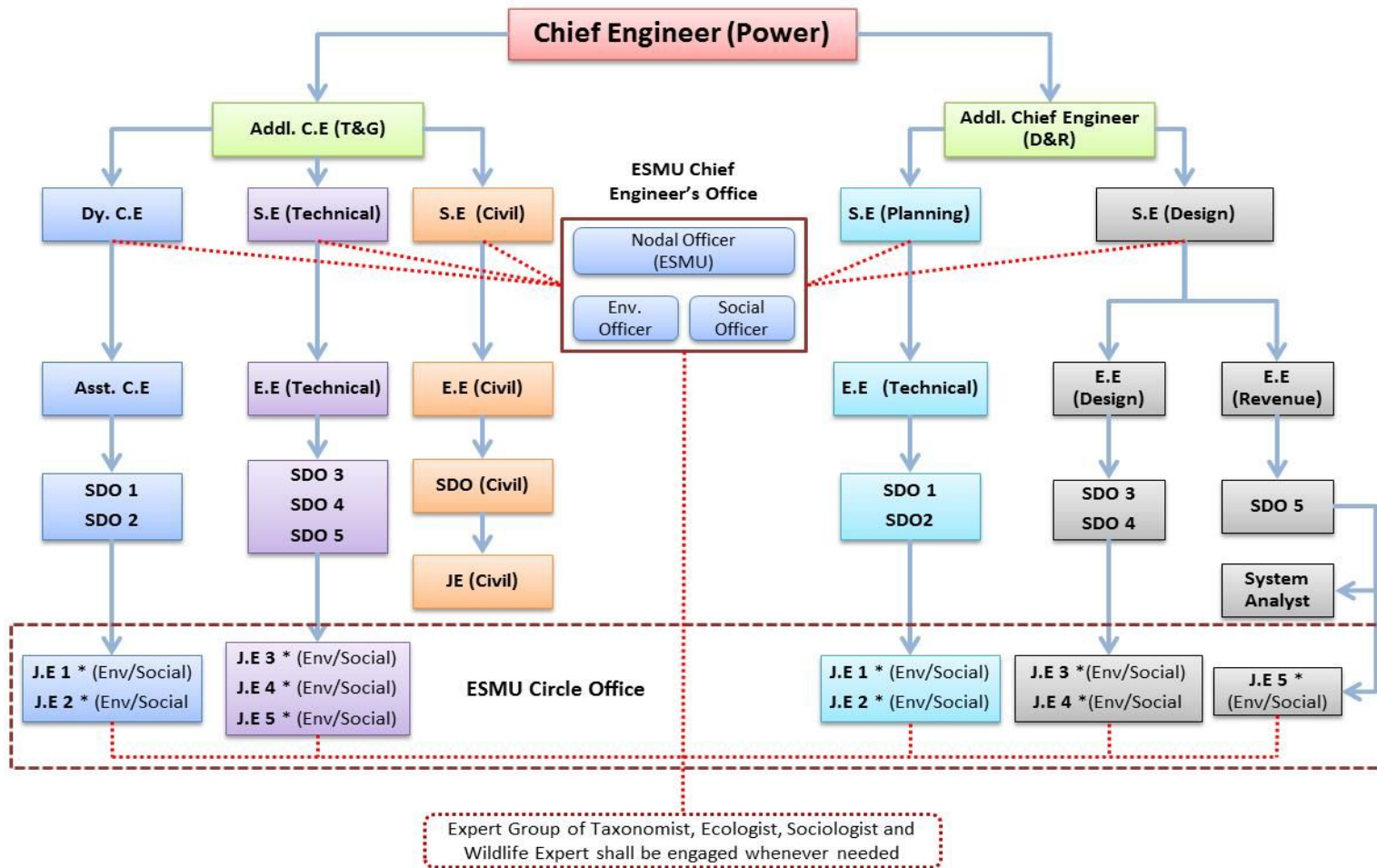


EXHIBIT – 3

***DPN ORGANIZATION SUPPORT
STRUCTURE***

EXHIBIT- 3: DPN Organization Chart and for the Proposed ESPP Structure



* Through redeployment of personnel after due training with dual responsibility in the initial stage

FIGURE - 1

***132 KV LINE DEPICTING ACTUAL POSITION
ALONG WITH ROW AND EXTENT OF
DAMAGE***

Fig. -1
132 kV line depicting actual position along with RoW and extent of damage



FIGURE - 1 a

***132 KV TOWER BASE SHOWING IMPACT ON
AGRICULTURAL LAND AND CROP***

Fig-1(a)





FIGURE - 2

***33 KV LINES (SINGLE & H POLE) DEPICTING
BASE AREA IMPACT***

Fig. -2:
33 KV lines (Single & H pole) depicting base area impact



33 kV line inside city area of Assam



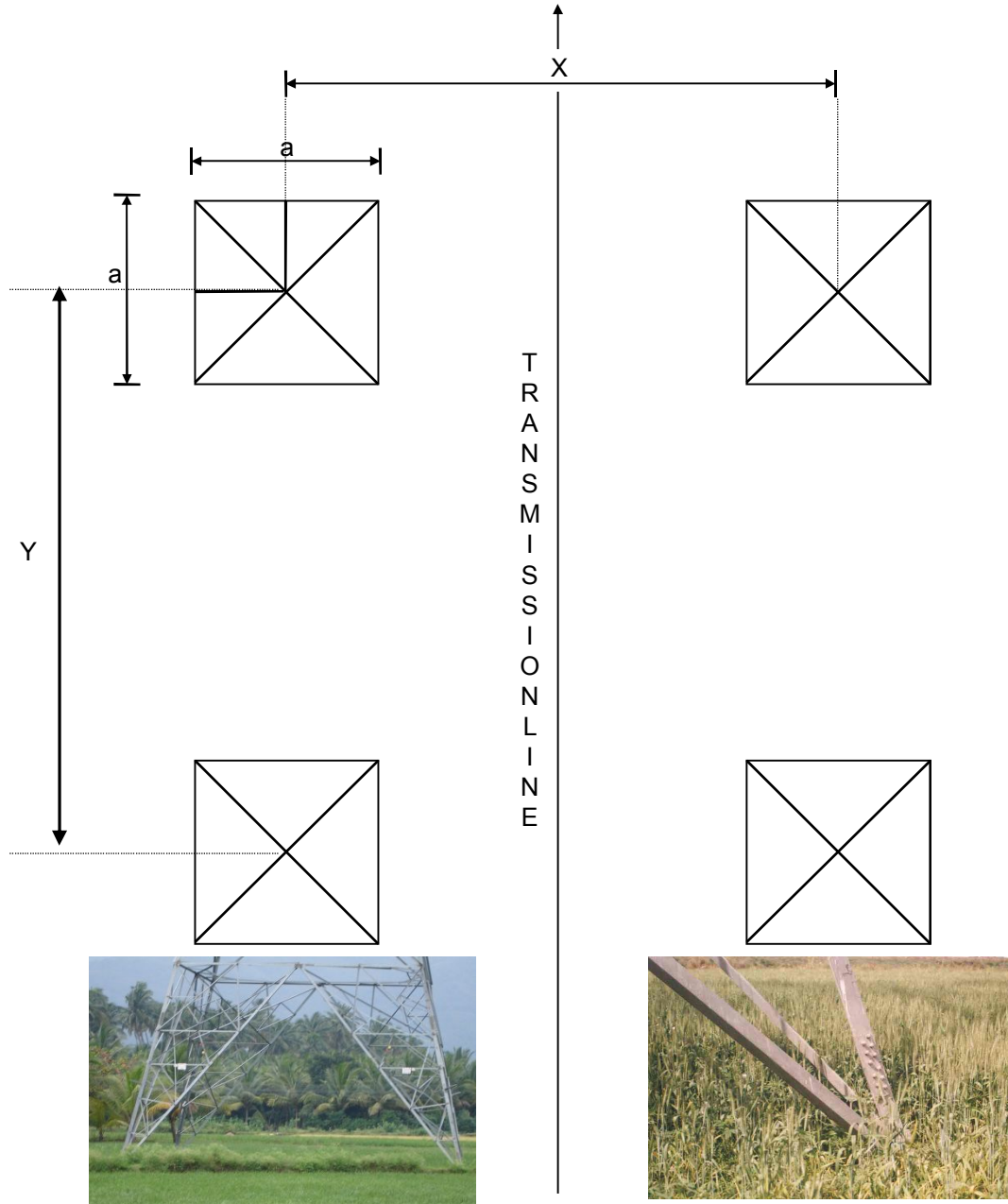
33 kV (H Pole) line inside substation

FIGURE - 3

***TYPICAL PLAN OF TRANSMISSION LINE
TOWER FOOTING INDICATING THE ABOVE
POSITION AND EXTENT OF DAMAGE***

Fig.-3

**TYPICAL PLAN OF TRANSMISSION LINE TOWER FOOTINGS
SHOWING ACTUAL GROUND POSITION AND EXTENT OF IMPACT**



ACTUAL POSITION ON GROUND

INDICATIVE MEASURES

X & Y = 10-15 METERS

a = 300- 450 mm

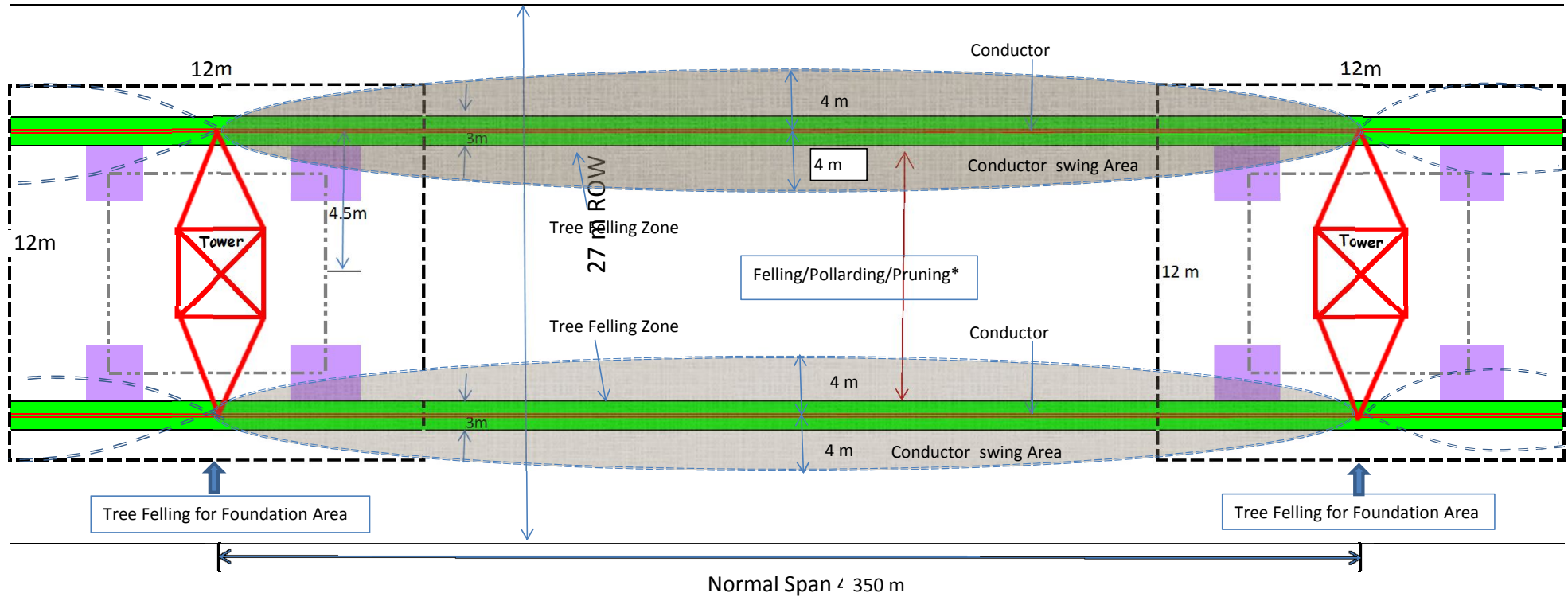
FIGURE - 3a

***SCHEMATIC DIAGRAM INDICATING
AREA OF INFLUENCE/IMPACT FOR 132
KV D/C TRANSMISSION LINE***

POWER GRID CORPORATION OF INDIA LIMITED

(A Government Of India Enterprise)

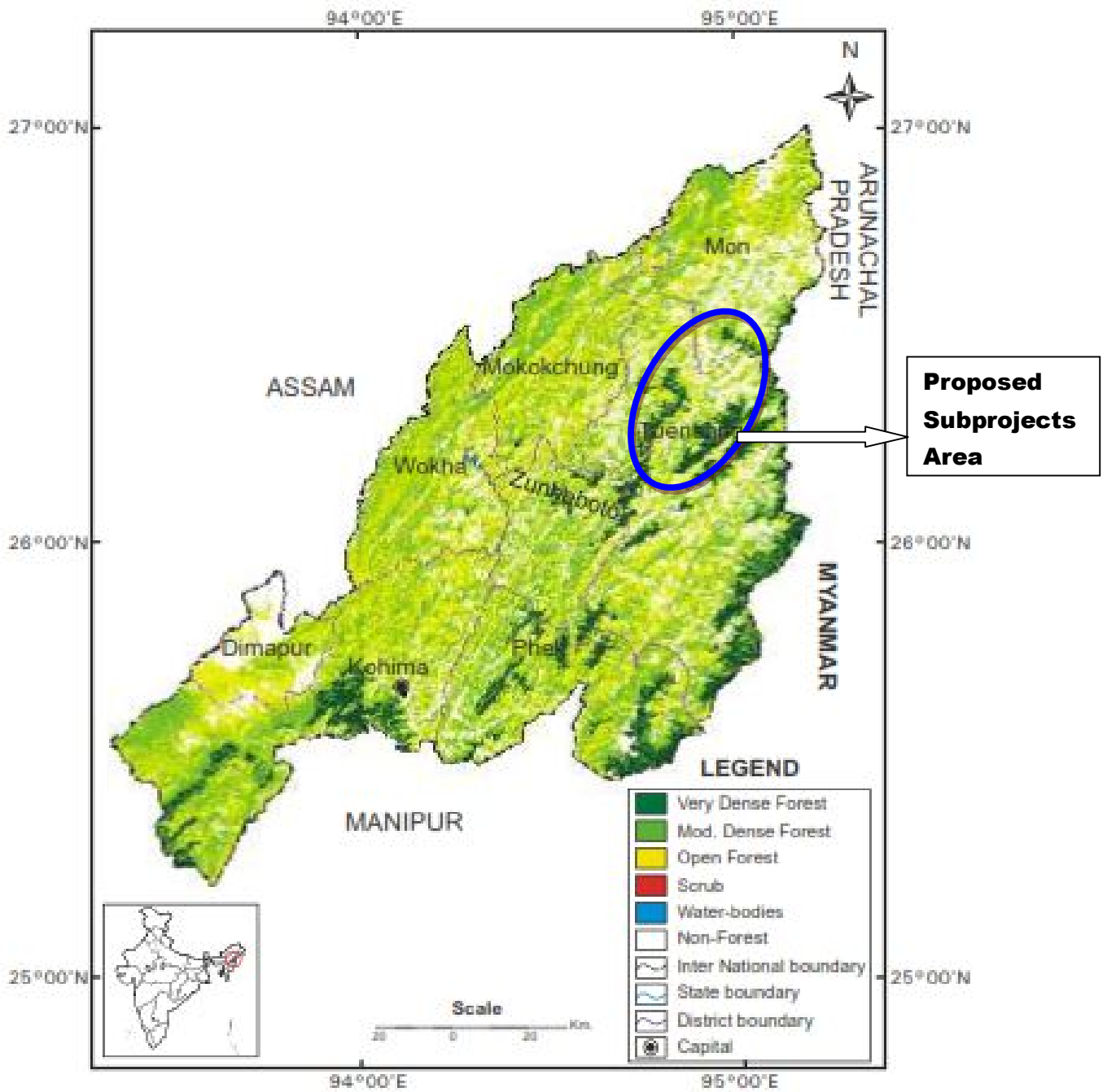
SCHEMATIC DIAGRAM FOR INDICATING AREA OF INFLUENCE/IMPACT for 132 KV D/C Transmission Line



Note : Tree felling in 3m wide corridor/zone below each conductor is applicable in forest area only.

MAP - 1
FOREST COVER MAP OF NAGALAND

MAP - 1: FOREST MAP OF NAGALAND




MAP - 2
SUBSTATION LOCATION

पोंगो • Pongo

पोंगो S / Comp. • Pongo S/Comp.

Approach Road



Proposed 132/33 KV Longleng Substation



Longleng-Tuensang Road

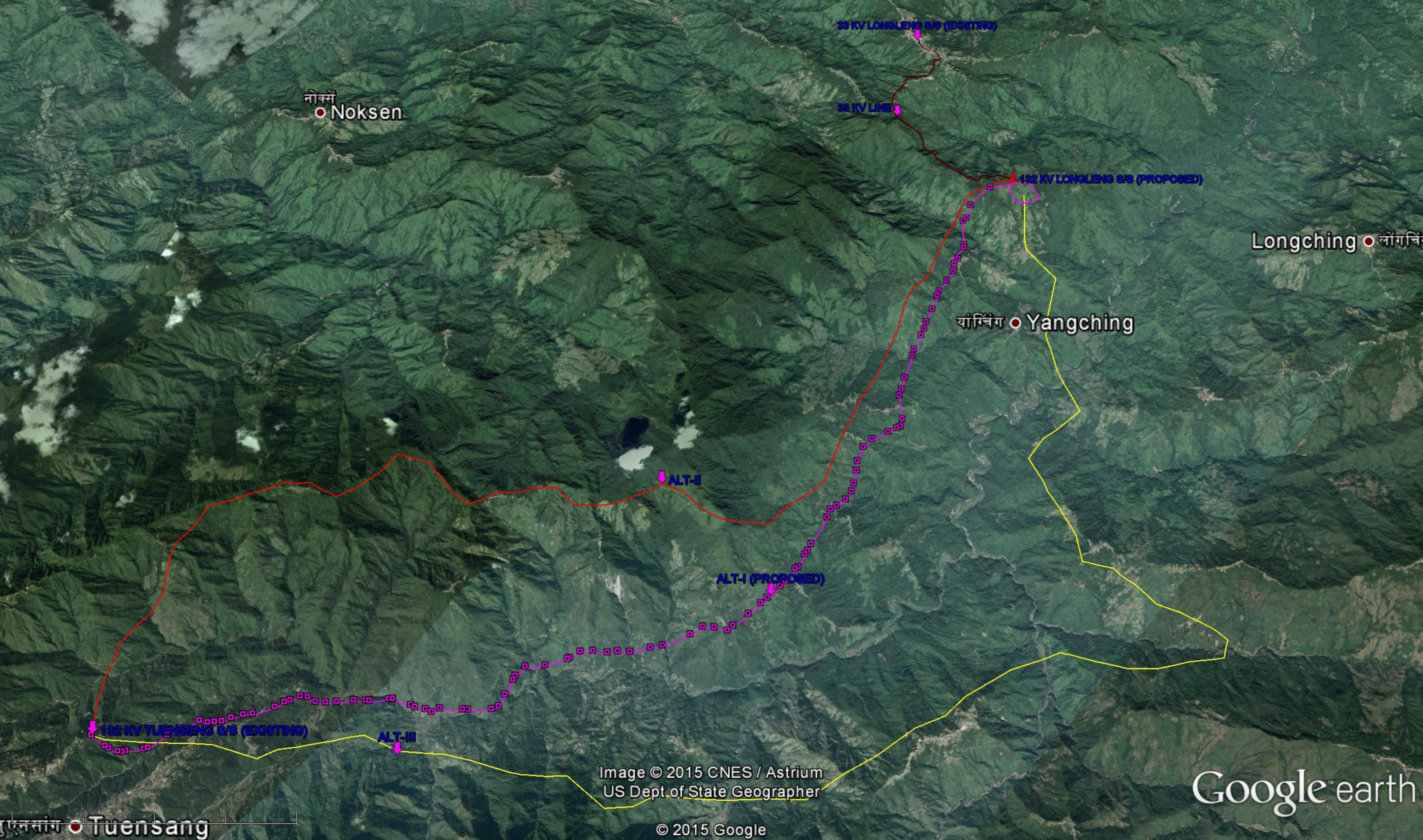
© 2015 Google

Image © 2015 CNES / Astrium

Google earth

MAP - 3

***ALTERNATIVES ROUTE ALIGNMENT FOR
132 KV S/C TUENSANG-LONGLENG TR.
LINE***



नोक्सें
○ Noksen

33 KV LONGLENG S/S (EXISTING)

33 KV LINE

132 KV LONGLENG S/S (PROPOSED)

Longching ○ लोंगचिं

यांचिंग ○ Yangching

ALT-II

ALT-I (PROPOSED)

132 KV TUENSENG S/S (EXISTING)

ALT-III

Image © 2015 CNES / Astrium
US Dept of State Geographer

Google™ earth

तुंसांग ○ Tuensang

© 2015 Google

MAP - 4

***IBAT IMAGE FOR 132 KV S/C TUENSANG-
LONGLENG TR. LINE***



Map data ©2015 Google

© 2015 Google
Image © 2015 CNES / Astrium
Image © 2015 DigitalGlobe
US Dept of State Geographer

Google earth

ANNEXURE – 1

***TREE / CROP/ TOWER FOOTING
COMPENSATION PROCESS***

**TOWER FOUNDATION/FOOTING LAND /TREE / CROP COMPENSATION PROCESS
OTHER THAN FOREST LAND COMPENSATION**

As per the statutory requirements (IS-5613, Part 3, 1989) all the trees and bushes, including saplings coming in the ROW limit i.e. clearance belt of transmission lines must be cut and removed. The procedure for clearing of trees and crops is as illustrated below.

As per the provisions of Indian Telegraph Act 1885 Part III Section 10 (b) which prohibits acquisition of any rights other than that of use only, land for tower and right of way is not acquired and agricultural activities are allowed to continue. However, as per clause 10 (d) of same act stipulates that the user agency shall pay full compensation to all interested for any damages sustained during the execution of said work. Accordingly, DPN pays compensation to land owners towards damages if any to trees or crop during implementation of transmission project as well as during Operation and maintenance phase. The procedure followed for such compensation is as follows:

DPN follows the principle of avoidance, minimization and mitigation in the construction of line in agricultural field having crop due to inherent flexibility in phasing the construction activity and tries to defer construction in cropped area to facilitate crop harvesting. However, if it is unavoidable and is likely to affect project schedule, compensation is given at market rate for standing crops. All efforts are also taken to minimize the crop damage to the extent possible in such cases. As regards trees coming in the Right of Way (ROW) following procedure is adopted for enumeration:

All the trees which are coming within the clearance belt of ROW on either side of the center line are identified and marked/numbered from one AP (Affected Person) to the other and documented. Type, Girth (Measured 1 m. above ground level), approximate height of the tree is also noted for each tree. Trees belonging to Govt., Forest, Highways and other local bodies may be separately noted down or timely follow up with the concerned authorities for inspection and removal. Cashew, Guava, Lemon and other hybrid trees which are not of tall growing nature are not marked for cutting since these trees can be crossed using standard tower extensions if required.

A notice under Indian Telegraph Act/Electricity Act, 2003 is served to the landowners informing that the proposed transmission line is being routed through the property of the individual concerned. The notice shall contain the particulars of the land, ownership details and the details of the trees/crops inevitably likely to be damaged during the course of the construction of the proposed transmission line and acknowledgement received from land owner. A copy of said notice is further issued to the Revenue Officer, who has been authorized by the Nagaland Govt. for the purpose of assessment/valuation and disbursement of compensation to the affected parties.

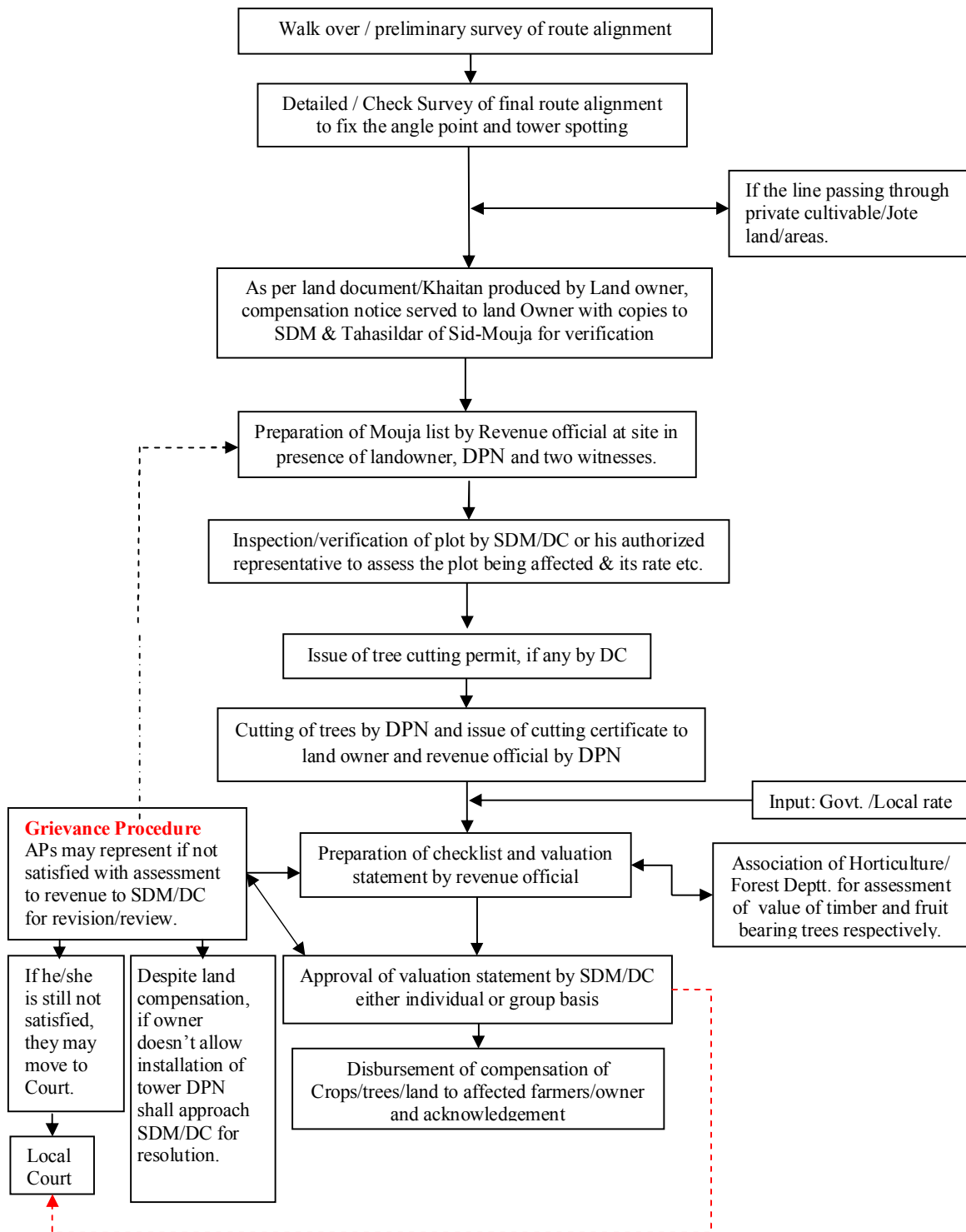
The revenue officer shall further issue a notice of intimation to the concerned landowner and inspect the site to verify the documents related to the proof of ownership and a detailed Mouja list is prepared for the identified trees and crops inevitably damaged during the course of the construction. For assessing the true value of timber yielding trees help of forest officials is taken and for fruit bearing trees help of Horticulture department is taken.

The Mouja list shall contain the land owner details type of tree/crop, its present age, variety, yielding pattern etc. and the same is prepared at site in the presence of the land owner. These Mouja lists are further compiled and a random verification is conducted by the concerned District Collector or his authorized representative in order to ascertain the assessment carried out by the revenue office is genuine and correct. After this process the District collector issues a tree cutting permit to DPN to enable removal / damage to the standing tree/crop identified in the line corridor.

Once the tree/crop is removed / damaged, DPN shall issue a tree cutting/crop damaged notice to the land owner with a copy to the Revenue Officer to process the compensation payment. Based on the above the compensation payment is generated by means of a computerized programme developed by the National Informatics Center exclusively for this purpose. The detailed Valuation statement thus generated using this programme is verified at various levels and approval of payment of compensation is accorded by the concerned District Collectors.

On approval of compensation, the revenue officer shall further intimate the amount payable to the different landowners and DPN arranges the payment by way of Demand Draft to the affected parties. The payment is further disbursed at the local village office after due verification of the documents in presence of other witnesses.

**TOWER FOUNDATION/FOOTING LAND /TREE / CROP COMPENSATION PROCESS
OTHER THAN FOREST LAND COMPENSATION**



ANNEXURE – 2

SAFETY PLAN

Annexure- 2

13. FORM OF SAFETY PLAN TO BE SUBMITTED BY THE CONTRACTOR WITHIN SIXTY DAYS OF AWARD OF CONTRACT

[TO BE EXECUTED ON A NON JUDICIAL STAMP PAPER WORTH RS. TWENTY ONLY]

SAFETY PLAN

THIS SAFETY PLAN is made this day of 20..... by a Company registered under the Companies Act, 1956/Partnership firm/proprietary concern having its Registered Office at[*to be modified suitably for JV Contractor*] (hereinafter called as 'Contractor' which expression shall include its successors and permitted assigns) for approval of(*insert name of the Employer*)....., a company incorporated under the Companies Act, 1956 having its Registered Office at(*insert registered address of the Employer*)..... for its Contract for(*insert package name, project name alongwith Specification number of the Contract*).....

WHEREAS(*abbreviated name of the Employer*)..... has awarded to the Contractor the aforesaid Contract vide its Notification of Award/Contract No. datedand Amendment No. (applicable when amendments have been issued) (hereinafter called the "Contract") in terms of which the Contractor is required to submit 'Safety Plan' along with certain documents to the Engineer In-Charge/Project Manager of the Employer within Sixty (60) days of Notification of Award for its approval.

NOW THEREFORE, the Contractor undertakes to execute the Contract as per the safety plan as follows:

1. THAT the Contractor shall execute the works as per provisions of Bidding Documents including those in regard to Safety Precautions / provisions as per statutory requirements.
2. THAT the Contractor shall execute the works in a well planned manner from the commencement of Contract as per agreed mile stones of work completion schedule so that planning and execution of construction works goes smoothly and consistently through out the contract duration without handling pressure in last quarter of the financial year/last months of the Contract and the shall be finalized in association with EMPLOYER Engineer In-charge/Project Manager from time to time as required.
3. THAT the Contractor has prepared the safe work procedure for each activity i.e. foundation works including civil works, erection, stringing (as applicable), testing & commissioning, disposal of materials at site / store etc. to be executed at site, which is enclosed at **Annexure – 1A (SP)** for acceptance and approval of Engineer In-charge/Project Manager. The Contractor shall ensure that on approval of the same from Engineer In-charge/Project Manager , the approved copies will be circulated to Employer's personnel at site [Supervisor(s)/Executive(s)] and Contractor's personnel at site [Gang leader, supervisor(s) etc.] in their local language / language understood by gang.

THAT the Contractor has prepared minimum manpower deployment plan, activity wise as stated above, which is enclosed at **Annexure – 1B (SP)** for approval of Engineer In-charge/Project Manager.

4. THAT the Contractor shall ensure while executing works that they will deploy minimum 25% of their own experienced work force who are on the permanent roll of the company and balance 75% can be a suitable mixed with the hired gangs / local workers / casual workers if required. The above balance 75% work force should be provided with at least 10 days training by the construction agencies at sites and shall be issued with a certificate. No worker shall be engaged without a valid certificate. Hired gang workers shall also follow safe working procedures and safety norms as is being followed by company's workmen. It should also be ensured by the contractor that certified fitters who are climbing towers / doing stringing operations can be easily identifiable with a system like issue of Badge / Identification cards (ID cards) etc. Colour identification batches should be worn by the workers. Contractor has to ensure that inexperienced workers / unskilled workers should not be deployed for skilled job.
5. THAT the Contractor's Gang leader / Supervisor / Senior most member available at every construction site shall brief to each worker daily before start of work about safety requirement and warn about imminent dangers and precautions to be taken against the imminent dangers (Daily Safety Drill). This is to be ensured without fail by Contractor and maintain record of each gang about daily safety instructions issued to workers and put up to EMPLOYER site In-charge for his review and record.
6. THAT the Contractor shall ensure that working Gangs at site should not be left at the discretion of their Gang Leaders who are generally hired and having little knowledge about safety. Gang leader should be experienced and well versed with the safe working procedures applicable for transmission line/ Sub Station works. In case gang is having Gang leader not on permanent roll of the company then additional Supervisor from company's own roll having thorough knowledge about the works would be deployed so as to percolate safety instructions up to the grass root level in healthy spirits. Contractor has to ensure close supervision while executing critical locations of transmission lines / sub stations and ensures that all safety instructions are in place and are being followed.
7. THAT the Contractor shall maintain in healthy and working condition all kind of Equipments / Machineries / Lifting tools / Lifting tackles / Lifting gears / All kind of Ropes including wire ropes / Polypropylene ropes etc. used for Lifting purpose during execution of the project and get them periodically examined and load tested for safe working load in accordance with relevant provisions and requirement of Building & other construction workers Regulation of Employment and Conditions of Services Act and Central Rule 1998, Factories Act 1948, Indian Electricity Act 2003 before start of the project. A register of such examinations and tests shall be properly maintained by the contractor and will be promptly produced as and when desired by the Engineer In-charge/Project Manager or by the person authorised by him. The Contractor has to ensure to give special attention on the formation / condition of eye splices of wire rope slings as per requirement of IS 2762 Specification for wire rope slings and sling legs.

THAT the Contractor has prepared a list of all Lifting machines, lifting Tools / Lifting Tackles / Lifting Gears etc. / All types of ropes and Slings which are subject to safe

working load is enclosed at **Annexure – 2 (SP)** for review and approval of Engineer In-charge/Project Manager.

8. THAT the Contractor has to procure sufficient quantity of Personal Protective Equipment (PPE) conforming to Indian / International standards and provide these equipment to every workman at site as per need and to the satisfaction of Engineer-in-charge/Project Manager of EMPLOYER. The Contractor's Site Supervisor/ Project Manager has to ensure that all workmen must use Personal Protective Equipment at site. The Contractor shall also ensure that Industrial Safety helmets are being used by all workmen at site irrespective of their working (at height or on ground). The Contractor shall further ensure use of safety shoes by all ground level workers and canvas shoes for all workers working at height, Rubber Gum Boots for workers working in rainy season and concreting job, Use of Twin Lanyard Full body Safety Harness with attachment of light weight such as aluminium alloy etc. and having features of automatic locking arrangement of snap hook, by all workers working at height for more than three meters and also for horizontal movement on tower shall be ensured by contractor. The Contractor shall not use ordinary half body safety harness at site. The Contractor has to ensure use of Retractable type fall arrestors by workers for ascending / descending on suspension insulator string and other similar works etc., Use of Mobile fall arrestor for ascending / descending from tower by all workers. The contractor has to provide cotton / leather hand gloves as per requirement, Electrical Resistance Hand gloves for operating electrical installations / switches, Face shield for protecting eyes while doing welding works and Dust masks to workers as per requirement. The Contractor will have to take action against the workers not using Personal Protective Equipment at site and those workers shall be asked to rest for that day and also their Salary be deducted for that day. EMPLOYER may issue warning letter to Project Manager of contractor in violation of above norms.

THAT the Contractor shall prepare a detailed list of PPEs, activity wise, to commensurate with manpower deployed, which is enclosed at **Annexure – 3 (SP)** for review and approval of Engineer In-charge/Project Manager. It shall also be ensured that the sample of these equipment shall be got approved from EMPLOYER supervisory staff before being distributed to workers. The contractor shall submit relevant test certificates as per IS / International Standard as applicable to PPEs used during execution of work. All the PPE's to be distributed to the workers shall be checked by EMPLOYER supervisory staff before its usage.

The Contractor also agrees for addition / modification to the list of PPE, if any, as advised by Engineer In-Charge/Project Manager.

9. THAT the Contractor shall procure, if required sufficient quantity of Earthing Equipment / Earthing Devices complying with requirements of relevant IEC standards (Generally IECs standards for Earthing Equipments / Earthing Devices are – 855, 1230, 1235 etc.) and to the satisfaction of Engineer In-Charge/ Project Manager and contractor to ensures to maintained them in healthy condition.

THAT the Contractor has prepared / worked out minimum number of healthy Earthing Equipments with Earthing lead confirming to relevant IS / European standards per gang wise during stringing activity/as per requirement, which is enclosed herewith at **Annexure**

– **4 (SP)** for review and acceptance of Engineer In-Charge/ Project Manager prior to execution of work.

10. THAT the Contractor shall provide communication facilities i.e. Walky – Talkie / Mobile Phone, Display of Flags / whistles for easy communication among workers during Tower erection / stringing activity, as per requirement.
11. THAT the Contractor undertakes to deploy qualified safety personnel responsible for safety as per requirements of Employer/Statutory Authorities.

THAT the Contractor employing more than 250 workmen whether temporary, casual, probationer, regular or permanent or on contract, shall employ at least one full time officer exclusively as qualified safety officer having diploma in safety to supervise safety aspects of the equipment and workmen who will coordinate with Engineer In-charge /Project Manager/Safety Coordinator of the Employer. In case of work being carried out through sub contractors the sub – contractor’s workmen / employees will also be considered as the contractor’s employees / workmen for the above purpose. If the number of workers are less than 250 then one qualified safety officer is to be deployed for each contract. He will report directly to his head of organization and not the Project Manager of contractor He shall also not be assigned any other work except assigning the work of safety. The curriculum vitae of such person shall be got cleared from EMPLOYER Project Manager / Construction staff.

The name and address of such safety officers of contractor will be promptly informed in writing to Engineer In-charge with a copy to safety officer - In-charge before start of work or immediately after any change of the incumbent is made during the currency of the contract. The list is enclosed at **Annexure – 5A (SP)**.

THAT the Contractor has also prepared a list including details of Explosive Operator (if required), Safety officer / Safety supervisor / nominated person for safety for each erection / stringing gang, list of personnel trained in First Aid Techniques as well as copy of organisation structure of the Contractor in regard to safety. The list is enclosed at **Annexure – 5B (SP)**.

12. The Project Manager shall have the right at his sole discretion to stop the work, if in his opinion the work is being carried out in such a way that it may cause accidents and endanger the safety of the persons and/or property, and/or equipment. In such cases, the Contractor shall be informed in writing about the nature of hazards and possible injury/accident and he shall comply to remove shortcomings promptly. The Contractor after stopping the specific work can, if felt necessary, appeal against the order of stoppage of work to the Project Manager within 3 days of such stoppage of work and decision of the Project Manager in this respect shall be conclusive and binding on the Contractor.
13. THAT, if, any Employer’s Engineer/ supervisor at site observes that the Contractor is failing to provide safe working environment at site as per agreed Safety Plan / EMPLOYER Safety Rule/ Safety Instructions / Statutory safety requirement and creates hazardous conditions at site and there is possibility of an accident to workmen or workmen of the other contractor or public or the work is being carried out in an un safe manner or he continues to work even after being instructed to stop the work by Engineer / Supervisor

at site / RHQ / Corp. Centre, the Contractor shall be bound to pay a penalty of Rs. 10,000/- per incident per day till the instructions are complied and as certified by Engineer / Supervisor of Employer at site. The work will remain suspended and no activity will take place without compliance and obtaining clearance / certification of the Site Engineer / Supervisor of the Employer to start the work.

14. THAT, if the investigation committee of Employer observes any accident or the Engineer In-charge/Project Manager of the Employer based on the report of the Engineer/Supervisor of the Employer at site observes any failure on the Contractor's part to comply with safety requirement / safety rules/ safety standards/ safety instruction as prescribed by the Employer or as prescribed under the applicable law for the safety of the equipment, plant and personnel and the Contractor does not take adequate steps to prevent hazardous conditions which may cause injury to its own Contractor's employees or employee of any other Contractors or Employer or any other person at site or adjacent thereto, or public involvement because of the Contractor's negligence of safety norms, the Contractor shall be liable to pay a compensation of Rs. 10,00,000/- (Rupees Ten Lakh only) per person affected causing death and Rs. 1,00,000/- (Rupees One Lakh only) per person for serious injuries / 25% or more permanent disability to the Employer for further disbursement to the deceased family/ Injured persons. The permanent disability has the same meaning as indicated in Workmen's Compensation Act 1923. The above stipulations is in addition to all other compensation payable to sufferer as per workmen compensation Act / Rules

THAT as per the Employer's instructions, the Contractor agrees that this amount shall be deducted from their running bill(s) immediately after the accident, That the Contractor understands that this amount shall be over and above the compensation amount liable to be paid as per the Workmen's Compensation Act /other statutory requirement/ provisions of the Bidding Documents.

15. THAT the Contractor shall submit Near-Miss-Accident report along with action plan for avoidance such incidence /accidents to Engineer – In-charge/ Project Manager. Contractor shall also submit Monthly Safety Activities report to Engineer – In-charge/ Project Manager and copy of the Monthly Safety Activities report also to be sent to Safety In-charge at RHQ of the Employer for his review record and instructions.
16. THAT the Contractor is submitting a copy of Safety Policy/ Safety Documents of its Company which is enclosed at **Annexure – 6 (SP)** and ensure that the safety Policy and safety documents are implemented in healthy spirit.
17. THAT the Contractor shall make available of First Aid Box [Contents of which shall be as per Building & other construction workers (Regulation of Employment and Conditions of Services Act and Central Rule 1998 / EMPLOYER Guidelines)] to the satisfaction of Engineer In-Charge/ Project Manager with each gang at site and not at camp and ensures that trained persons in First Aid Techniques with each gang before execution of work.
18. THAT the Contractor shall submit an 'Emergency Preparedness Plan' for different incidences i.e. Fall from height, Electrocution, Sun Stroke, Collapse of pit, Collapse of Tower, Snake bite, Fire in camp / Store, Flood, Storm, Earthquake, Militancy etc. while carrying out different activities under execution i.e. foundation works including civil works,

erection, stringing (as applicable), testing & commissioning, disposal of materials at site / store etc. which is enclosed at **Annexure – 7 (SP)** for approval of the Engineer In-Charge/ Project Manager before start of work.

19. THAT the Contractor shall organise Safety Training Programs on Safety, Health and Environment and for safe execution of different activities of works i.e. foundation works including civil works, erection, stringing (as applicable), testing & commissioning, disposal of materials at site / store etc. for their own employees including sub contractor workers on regular basis.

The Contractor, therefore, submits copy of the module of training program, enclosed at **Annexure – 9 (SP)**, to Engineer In-charge/Project Manager for its acceptance and approval and records maintained.

20. THAT the Contractor shall conduct safety audit, as per Safety Audit Check Lists enclosed at **Annexure – 8 (SP)**, by his Safety Officer(s) every month during construction of Transmission Lines / Sub Stations / any other work and copy of the safety audit report will be forwarded to the Employer's Engineer In-charge / Site In-charge/Project Manager for his comments and feedback. During safety audit, healthiness of all Personal Protective Equipments (PPEs) shall be checked individually by safety officer of contractor and issue a certificate of its healthiness or rejection of faulty PPEs and contractor has to ensure that all faulty PPEs and all faulty lifting tools and tackles should be destroyed in the presence of EMPLOYER construction staff. Contractor has to ensure that each gang be safety audited at least once in two months. During safety audit by the contractor, Safety officer's feedback from EMPLOYER concerned shall be taken and recorded. The Employer's site officials shall also conduct safety audit at their own from time to time when construction activities are under progress. Apart from above, the Employer may also conduct surveillance safety audits. The Employer may take action against the person / persons as deemed fit under various statutory acts/provisions under the Contract for any violation of safety norms / safety standards.
21. THAT the Contractor shall develop and display Safety Posters of construction activity at site and also at camp where workers are generally residing.
22. THAT the Contractor shall ensure to provide potable and safe drinking water for workers at site / at camp.
23. THAT the Contractor shall do health check up of all workers from competent agencies and reports will be submitted to Engineer In-Charge within fifteen (15) days of health check up of workers as per statutory requirement.
24. THAT the Contractor shall submit information along with documentary evidences in regard to compliance to various statutory requirements as applicable which are enclosed at **Annexure – 10A (SP)**.

The Contractor shall also submit details of Insurance Policies taken by the Contractor for insurance coverage against accident for all employees are enclosed at **Annexure – 10B (SP)**.

25. THAT a check-list in respect of aforesaid enclosures along with the Contractor’s remarks, wherever required, is attached as **Annexure – Check List** herewith.

THE CONTRACTOR shall incorporate modifications/changes in this ‘Safety Plan’ necessitated on the basis of review/comments of the Engineer In-Charge/Project Manager within fourteen (14) days of receipt of review/comments and on final approval of the Engineer In-Charge/Project Manager of this ‘Safety Plan’, the Contractor shall execute the works under the Contract as per approved ‘Safety Plan’. Further, the Contractor has also noted that the first progressive payment towards Services Contract shall be made on submission of ‘Safety Plan’ along with all requisite documents and approval of the same by the Engineer In-Charge/Project Manager.

IN WITNESS WHEREOF, the Contractor has hereunto set its hand through its authorised representative under the common seal of the Company, the day, month and year first above mentioned.

For and on behalf of

M/s.....

WITNESS

1. Signature.....
Name.....
Address.....

Signature.....
Name.....
Address.....

2. Signature.....
Name.....
Address.....

Authorised representative
(Common Seal)
(In case of Company)

Note:

All the annexure referred to in this “Safety Plan“ are required to be enclosed by the contractor as per the attached “Check List “

- 1. Safety Plan is to be executed by the authorised person and (i) in case of contracting Company under common seal of the Company or (ii) having the power of attorney issued under common seal of the company with authority to execute such contract documents etc., (iii) In case of (ii), the original Power of Attorney if it is specifically for this Contract or a Photostat copy of the Power of Attorney if it is General Power of Attorney and such documents should be attached to this Safety Plan.

2. For all safety monitoring/ documentation, Engineer In-charge / Regional In-charge of safety at RHQ will be the nodal Officers for communication.

CHECK LIST FOR SEFETY PLAN

| S. N. | Details of Enclosure | Status of Submission of information/ documents | Remarks |
|--------------|---|---|----------------|
| 1. | <p>Annexure – 1A (SP)</p> <p>Safe work procedure for each activity i.e. foundation works including civil works, erection, stringing (as applicable), testing & commissioning, disposal of materials at site / store etc. to be executed at site.</p> | Yes/No | |
| 2. | <p>Annexure – 1B (SP)</p> <p>Manpower deployment plan, activity wise foundation works including civil works, erection, stringing (as applicable), testing & commissioning, disposal of materials at site / store etc.</p> | Yes/No | |
| 3. | <p>Annexure – 2 (SP)</p> <p>List of Lifting Machines i.e. Crane, Hoist, Triffor, Chain Pulley Blocks etc. and Lifting Tools and Tackles i.e. D shackle, Pulleys, come along clamps, wire rope slings etc. and all types of ropes i.e. Wire ropes, Poly propylene Rope etc. used for lifting purposes along with test certificates.</p> | Yes/No | |
| 4. | <p>Annexure – 3 (SP)</p> <p>List of Personal Protective Equipment (PPE), activity wise including the following along with test certificate of each as applicable:</p> <ol style="list-style-type: none"> 1. Industrial Safety Helmet to all workmen at site. (EN 397 / IS 2925) with chin strap and back stay arrangement. 2. Safety shoes without steel toe to all ground level workers and canvas shoes for workers working on tower. 3. Rubber Gum Boot to workers working in rainy season / concreting job. 4. Twin lanyard Full Body Safety harness with shock absorber and leg strap arrangement | Yes/No | |

| S. N. | Details of Enclosure | Status of Submission of information/ documents | Remarks |
|-------|--|--|---------|
| | <p>for all workers working at height for more than three meters. Safety Harness should be with attachments of light weight such as of aluminium alloy etc. and having a feature of automatic locking arrangement of snap hook and comply with EN 361 / IS 3521 standards.</p> <p>5. Mobile fall arrestors for safety of workers during their ascending / descending from tower / on tower. EN 353 -2 (Guided type fall arrestors on a flexible anchorage line.)</p> <p>6. Retractable type fall arrestor (EN360: 2002) for ascending / descending on suspension insulator string etc.</p> <p>7. Providing of good quality cotton hand gloves / leather hand gloves for workers engaged in handling of tower parts or as per requirement at site.</p> <p>8. Electrical Resistance hand gloves to workers for handling electrical equipment / Electrical connections. IS : 4770</p> <p>9. Dust masks to workers handling cement as per requirement.</p> <p>10. Face shield for welder and Grinders. IS : 1179 / IS : 2553</p> <p>11. Other PPEs, if any, as per requirement etc.</p> | | |
| 5. | <p>Annexure – 4 (SP)</p> <p>List of Earthing Equipment / Earthing devices with Earthing lead conforming to IECs for earthing equipments are – (855, 1230, 1235 etc.) gang wise for stringing activity/as per requirement</p> | Yes/No | |
| 6. | <p>Annexure – 5A (SP)</p> <p>List of Qualified Safety Officer(s) along with their contact details</p> | Yes/No | |
| 7. | <p>Annexure – 5B (SP)</p> <p>Details of Explosive Operator (if required), Safety officer / Safety supervisor for every erection / stringing gang, any other person nominated for safety, list of personnel trained in First Aid as well as brief information about safety set up by the</p> | Yes/No | |

| S. N. | Details of Enclosure | Status of Submission of information/ documents | Remarks |
|-------|---|--|---------|
| | Contractor alongwith copy of organisation of the Contractor in regard to safety | | |
| 8. | Annexure – 6 (SP) Copy of Safety Policy/ Safety Document of the Contractor's company | Yes/No | |
| 9. | Annexure – 7 (SP) 'Emergency Preparedness Plan' for different incidences i.e. Fall from height, Electrocutation, Sun Stroke, Collapse of pit, Collapse of Tower, Snake bite, Fire in camp / Store, Flood, Storm, Earthquake, Militancy etc. while carrying out different activities under execution i.e. foundation works including civil works, erection, stringing (as applicable), testing & commissioning, disposal of materials at site / store etc. | Yes/No | |
| 10. | Annexure – 8 (SP) Safety Audit Check Lists (Formats to be enclosed) | Yes/No | |
| 11. | Annexure – 9 (SP) Copy of the module of Safety Training Programs on Safety, Health and Environment, safe execution of different activities of works for Contractor's own employees on regular basis and sub contractor employees. | Yes/No | |
| 12. | Annexure – 10A (SP) Information along with documentary evidences in regard to the Contractor's compliance to various statutory requirements including the following: | | |
| (i) | Electricity Act 2003 _____ [Name of Documentary evidence in support of compliance] | Yes/No | |
| (ii) | Factories Act 1948 | Yes/No | |

| S. N. | Details of Enclosure | Status of Submission of information/ documents | Remarks |
|--------|--|--|---------|
| | <p>_____</p> <p><i>[Name of Documentary evidence in support of compliance]</i></p> | | |
| (iii) | <p>Building & other construction workers (Regulation of Employment and Conditions of Services Act and Central Act 1996) and Welfare Cess Act 1996 with Rules.</p> <p>_____</p> <p><i>[Name of Documentary evidence in support of compliance]</i></p> | Yes/No | |
| (iv) | <p>Workmen Compensation Act 1923 and Rules.</p> <p>_____</p> <p><i>[Name of Documentary evidence in support of compliance]</i></p> | Yes/No | |
| (v) | <p>Public Insurance Liabilities Act 1991 and Rules.</p> <p>_____</p> <p><i>[Name of Documentary evidence in support of compliance]</i></p> | Yes/No | |
| (vi) | <p>Indian Explosive Act 1948 and Rules.</p> <p>_____</p> <p><i>[Name of Documentary evidence in support of compliance]</i></p> | Yes/No | |
| (vii) | <p>Indian Petroleum Act 1934 and Rules.</p> <p>_____</p> <p><i>[Name of Documentary evidence in support of compliance]</i></p> | Yes/No | |
| (viii) | <p>License under the contract Labour (Regulation & Abolition) Act 1970 and Rules.</p> <p>_____</p> <p><i>[Name of Documentary evidence in support of compliance]</i></p> | Yes/No | |
| (ix) | <p>Indian Electricity Rule 1956 and amendments if</p> | Yes/No | |

| S. N. | Details of Enclosure | Status of Submission of information/ documents | Remarks |
|--------|---|--|---------|
| | any, from time to time. _____ <i>[Name of Documentary evidence in support of compliance]</i> | | |
| (x) | The Environment (Protection) Act 1986 and Rules. _____ <i>[Name of Documentary evidence in support of compliance]</i> | Yes/No | |
| (xi) | Child Labour (Prohibition & Regulation) Act 1986. _____ <i>[Name of Documentary evidence in support of compliance]</i> | Yes/No | |
| (xii) | National Building Code of India 2005 (NBC 2005). _____ <i>[Name of Documentary evidence in support of compliance]</i> | Yes/No | |
| (xiii) | Indian standards for construction of Low/ Medium/ High/ Extra High Voltage Transmission Line _____ <i>[Name of Documentary evidence in support of compliance]</i> | Yes/No | |
| (iv) | Any other statutory requirement(s) <i>[please specify]</i> _____ <i>[Name of Documentary evidence in support of compliance]</i> | Yes/No | |
| 13. | Annexure – 10B (SP) Details of Insurance Policies alongwith documentary evidences taken by the Contractor for the insurance coverage against accident for all employees as below: | | |

| S. N. | Details of Enclosure | Status of Submission of information/ documents | Remarks |
|-------|--|--|---------|
| (i) | Under Workmen Compensation Act 1923 and Rules. _____ <i>[Name of Documentary evidence in support of insurance taken]</i> | Yes/No | |
| (ii) | Public Insurance Liabilities Act 1991 _____ <i>[Name of Documentary evidence in support of insurance taken]</i> | Yes/No | |
| (iii) | Any Other Insurance Policies _____ <i>[Name of Documentary evidence in support of insurance taken]</i> | Yes/No | |

EMPLOYER

ANNEXURE – 3
SAFETY CONDITIONS IN CONTRACT
DOCUMENT

ordered by the Employer consistent with the requirements of the Contract.

PC 21.4 Replace the word 'materials' in line no. 2 with 'Plant and Equipment'.

Add the word 'including liabilities for port charges if any' after the word 'clearance' in line no. 3.

Addition of Sub-Clauses (PC22.2.3.1, PC22.2.3.2, PC22.2.3.3, PC 22.2.3.4) of GC 22.2.3

PC 22.2.3.1 Compliance with Labour Regulations

During continuance of the contract, the Contractor and his sub-contractors shall abide at all times by all applicable existing labour enactments and rules made thereunder, regulations notifications and byelaws of the State or Central Government or local authority and any other labour law (including rules), regulations bye laws that may be passed or notification that may be issued under any labour law in future either by the State or the Central Government or the local authority. The employees of the Contractor and the Sub-contractor in no case shall be treated as the employees of the Employer at any point of time.

PC 22.2.3.2 The Contractor shall keep the Employer indemnified in case any action is taken against the Employer by the competent authority on account of contravention of any of the provisions of any Act or rules made thereunder, regulations or notifications including amendments.

PC 22.2.3.3 If the Employer is caused to pay under any law as principal employer such amounts as may be necessary to cause or observe, or for non observance of the provisions stipulated in the notifications/ byelaws/Acts/ Rules/regulations including amendments, if any, on the part of the Contractor, the Employer shall have the right to deduct any money due to the Contractor under this contract or any other contract with the employer including his amount of performance security for adjusting the aforesaid payment. The Employer shall also have right to recover from the Contractor any sum required or estimated to be required for making good the loss or damage suffered by the Employer.

PC 22.2.3.4 Salient features of some major laws applicable to establishments engaged in building and other construction works are indicated at **Appendix-I** to PC.

Addition of New Sub-Clauses (PC22.4.1 to 22.4.3 including its sub-clauses) of GC 22.4

PC 22.4.1 Protection of Environment

The Contractor shall take all reasonable steps to protect the environment on and off the Site and to avoid damage or nuisance to persons or to property of the public or others resulting from pollution, noise or other

causes arising as consequence of his methods of operation.

During continuance of the Contract, the Contractor and his Sub-contractors shall abide at all times by all existing enactments on environmental protection and rules made there under, regulations, notifications and bye-laws of the State or Central Government, or local authorities and any other law, bye-law, regulations that may be passed or notification that may be issued in this respect in future by the State or Central Government or the local authority.

Salient features of some of the major laws that are applicable are given below:

The Water (Prevention and Control of Pollution) Act, 1974, This provides for the prevention and control of water pollution and the maintaining and restoring of wholesomeness of water. 'Pollution' means such contamination of water or such alteration of the physical, chemical or biological properties of water or such discharge of any sewage or trade effluent or of any other liquid, gaseous or solid substance into water (whether directly or indirectly) as may, or is likely to, create a nuisance or render such water harmful or injurious to public health or safety, or to domestic, commercial, industrial, agricultural or other legitimate uses, or to the life and health of animals or plants or of aquatic organisms.

The Air (Prevention and Control of Pollution) Act, 1981, This provides for prevention, control and abatement of air pollution. 'Air Pollution' means the presence in the atmosphere of any 'air pollutant', which means any solid, liquid or gaseous substance (including noise) present in the atmosphere in such concentration as may be or tend to be injurious to human beings or other living creatures or plants or property or environment.

The Environment (Protection) Act, 1986, This provides for the protection and improvement of environment and for matters connected therewith, and the prevention of hazards to human beings, other living creatures, plants and property. 'Environment' includes water, air and land and the inter-relationship which exists among and between water, air and land, and human beings, other living creatures, plants, micro-organism and property.

The Public Liability Insurance Act, 1991, This provides for public liability insurance for the purpose of providing immediate relief to the persons affected by accident occurring while handling hazardous substances and for matters connected herewith or incidental thereto. Hazardous substance means any substance or preparation which is defined as hazardous substance under Environment (Protection) Act, 1986, and exceeding such quantity as may be specified by notification by the Central Government.

PC 22.4.2

- (i) The Contractor shall (a) establish an operational system of managing environmental impacts, (b) carry out all the monitoring and mitigation measures set forth in the environment management plan attached to the Particular Conditions as Appendix-I, and (c) allocate the budget required

to ensure that such measures are carried out. The Contractor shall submit to the Employer (quarterly) semi-annual) reports on the carrying out of such measures.

- (ii) The Contractor shall adequately record the conditions of roads, agricultural land and other infrastructure prior to transport of material and construction commencement, and shall fully reinstate pathways, other local infrastructure and agricultural land to atleast their pre-project condition upon construction completion.
- (iii) The Contractor shall undertake detailed survey of the affected persons during transmission line alignment finalization under the Project, where applicable. and
- (iv) The Contractor shall conduct health and safety programme for workers employed under the Contract and shall include information on the risk of sexually transmitted diseases, including HIV/AIDS in such programs.

PC 22.4.3 Safety Precautions

PC 22.4.3.1 The Contractor shall observe all applicable regulations regarding safety on the Site.

Unless otherwise agreed, the Contractor shall, from the commencement of work on Site until taking over, provide:

- a) fencing, lighting, guarding and watching of the Works wherever required, and
- b) temporary roadways, footways, guards and fences which may be necessary for the accommodation and protection of Employer / his representatives and occupiers of adjacent property, the public and others.

PC 22.4.3.2 The Contractor shall ensure proper safety of all the workmen, materials, plant and equipment belonging to him or to THE EMPLOYER or to others, working at the Site. The Contractor shall also be responsible for provision of all safety notices and safety equipment required both by the relevant legislations and the Engineer, as he may deem necessary.

PC 22.4.3.3 The Contractor will notify well in advance to the Engineer of his intention to bring to the Site any container filled with liquid or gaseous fuel or explosive or petroleum substance or such chemicals which may involve hazards. The Engineer shall have the right to prescribe the conditions, under which such container is to be stored, handled and used during the performance of the works and the Contractor shall strictly adhere to and comply with such

instructions. The Engineer shall have the right at his sole discretion to inspect any such container or such construction, plant/equipment for which material in the container is required to be used and if in his opinion, its use is not safe, he may forbid its use. No claim due to such prohibition shall be entertained by the Owner and the Owner shall not entertain any claim of the Contractor towards additional safety provisions/conditions to be provided for/constructed as per the Engineer's instructions.

Further, any such decision of the Engineer shall not, in any way, absolve the Contractor of his responsibilities and in case, use of such a container or entry thereof into the Site area is forbidden by the Engineer, the Contractor shall use alternative methods with the approval of the Engineer without any cost implication to THE EMPLOYER or extension of work schedule.

- PC 22.4.3.4 Where it is necessary to provide and/or store petroleum products or petroleum mixtures and explosives, the Contractor shall be responsible for carrying-out such provision and/or storage in accordance with the rules and regulations laid down in Petroleum Act 1934, Explosives Act, 1948 and Petroleum and Carbide of Calcium Manual published by the Chief Inspector of Explosives of India. All such storage shall have prior approval of the Engineer. In case, any approvals are necessary from the Chief Inspector (Explosives) or any statutory authorities, the Contractor shall be responsible for obtaining the same.
- PC 22.4.3.5 All equipment used in construction and erection by Contractor shall meet Indian/International Standards and where such standards do not exist, the Contractor shall ensure these to be absolutely safe. All equipment shall be strictly operated and maintained by the Contractor in accordance with manufacturer's Operation Manual and safety instructions and as per Guidelines/rules of THE EMPLOYER in this regard.
- PC 22.4.3.6 Periodical examinations and all tests for all lifting/hoisting equipment & tackles shall be carried-out in accordance with the relevant provisions of Factories Act 1948, Indian Electricity Act 1910 and associated Laws/Rules in force from time to time. A register of such examinations and tests shall be properly maintained by the Contractor and will be promptly produced as and when desired by the Engineer or by the person authorised by him.
- PC 22.4.3.7 The Contractor shall be fully responsible for the safe storage of his and his Sub-Contractor's radioactive sources in accordance with BARC/DAE Rules and other applicable provisions. All precautionary measures stipulated by

BARC/DAE in connection with use, storage and handling of such material will be taken by the Contractor.

PC 22.4.3.8 The Contractor shall provide suitable safety equipment of prescribed standard to all employees and workmen according to the need, as may be directed by the Engineer who will also have right to examine these safety equipment to determine their suitability, reliability, acceptability and adaptability.

PC 22.4.3.9 Where explosives are to be used, the same shall be used under the direct control and supervision of an expert, experienced, qualified and competent person strictly in accordance with the Code of Practice/Rules framed under Indian Explosives Act pertaining to handling, storage and use of explosives.

PC 22.4.3.10 The Contractor shall provide safe working conditions to all workmen and employees at the Site including safe means of access, railings, stairs, ladders, scaffoldings etc. The scaffoldings shall be erected under the control and supervision of an experienced and competent person. For erection, good and standard quality of material only shall be used by the Contractor.

PC 22.4.3.11 The Contractor shall not interfere or disturb electric fuses, wiring and other electrical equipment belonging to the Owner or other Contractors under any circumstances, whatsoever, unless expressly permitted in writing by THE EMPLOYER to handle such fuses, wiring or electrical equipment

PC 22.4.3.12 Before the Contractor connects any electrical appliances to any plug or socket belonging to the other Contractor or Owner, he shall:

- a. Satisfy the Engineer that the appliance is in good working condition;
- b. Inform the Engineer of the maximum current rating, voltage and phases of the appliances;
- c. Obtain permission of the Engineer detailing the sockets to which the appliances may be connected.

PC 22.4.3.13 The Engineer will not grant permission to connect until he is satisfied that:

- a. The appliance is in good condition and is fitted with suitable plug;
- b. The appliance is fitted with a suitable cable having two earth conductors, one of which shall be an

earthed metal sheath surrounding the cores.

- PC 22.4.3.14 No electric cable in use by the Contractor/Owner will be disturbed without prior permission. No weight of any description will be imposed on any cable and no ladder or similar equipment will rest against or attached to it.
- PC 22.4.3.15 No repair work shall be carried out on any live equipment. The equipment must be declared safe by the Engineer and a permit to work shall be issued by the Engineer before any repair work is carried out by the Contractor. While working on electric lines/equipment, whether live or dead, suitable type and sufficient quantity of tools will have to be provided by the Contractor to electricians/workmen/officers.
- PC 22.4.3.16 The Contractors shall employ necessary number of qualified, full time electricians/electrical supervisors to maintain his temporary electrical installation.
- PC 22.4.3.17 The Contractor employing more than 250 workmen whether temporary, casual, probationer, regular or permanent or on contract, shall employ at least one full time officer exclusively as safety officer to supervise safety aspects of the equipment and workmen, who will coordinate with the Project Safety Officer. In case of work being carried out through Sub-Contractors, the Sub-Contractor's workmen/employees will also be considered as the Contractor's employees/workmen for the above purpose.
- The name and address of such Safety Officers of the Contractor will be promptly informed in writing to Engineer with a copy to Safety Officer-In charge before he starts work or immediately after any change of the incumbent is made during currency of the Contract.
- PC 22.4.3.18 In case any accident occurs during the construction/erection or other associated activities undertaken by the Contractor thereby causing any minor or major or fatal injury to his employees due to any reason, whatsoever, it shall be the responsibility of the Contractor to promptly inform the same to the Engineer in prescribed form and also to all the authorities envisaged under the applicable laws.
- PC 22.4.3.19 The Engineer shall have the right at his sole discretion to stop the work, if in his opinion the work is being carried out in such a way that it may cause accidents and endanger the safety of the persons and/or property, and/or equipment. In such cases, the Contractor shall be informed in writing about the nature of hazards and

possible injury/accident and he shall comply to remove shortcomings promptly. The Contractor after stopping the specific work can, if felt necessary, appeal against the order of stoppage of work to the Engineer within 3 days of such stoppage of work and decision of the Engineer in this respect shall be conclusive and binding on the Contractor.

PC 22.4.3.20 The Contractor shall not be entitled, for any damages/compensation for stoppage of work due to safety reasons as provided in para GCC 22.4.3.19 above and the period of such stoppage of work will not be taken as an extension of time for completion of work and will not be the ground for waiver of levy of liquidated damages.

PC 22.4.3.21 It is mandatory for the Contractor to observe during the execution of the works: requirements of Safety Rules which would generally include but not limited to following:

Safety Rules.

- a) Each employee shall be provided with initial indoctrination regarding safety by the Contractor, so as to enable him to conduct his work in a safe manner.
- b) No employee shall be given a new assignment of work unfamiliar to him without proper introduction as to the hazards incident thereto, both to himself and his fellow employees.
- c) Under no circumstances shall an employee hurry or take unnecessary chance when working under hazardous conditions.
- d) Employees must not leave naked fires unattended. Smoking shall not be permitted around fire prone areas and adequate fire fighting equipment shall be provided at crucial location.
- e) Employees under the influence of any intoxicating beverage, even to the slightest degree shall not be permitted to remain at work.
- f) There shall be a suitable arrangement at every work site for rendering prompt and sufficient first aid to the injured.
- g) The staircases and passageways shall be adequately lighted.
- h) The employees when working around moving machinery, must not be permitted to wear loose

EMPLOYER employees or any other person who are at Site or adjacent thereto, then the Contractor shall be responsible for payment of a sum as indicated below to be deposited with THE EMPLOYER, which will be passed on by THE EMPLOYER to such person or next to kith and kin of the deceased:

| | | |
|----|--|----------------------------|
| a. | Fatal injury or accident causing death | Rs. 1,000,000/- per person |
| b. | Major injuries or accident causing 25% or more permanent disablement | Rs. 100,000/- per person |

Permanent disablement shall have same meaning as indicated in Workmen's Compensation Act. The amount to be deposited with THE EMPLOYER and passed on to the person mentioned above shall be in addition to the compensation payable under the relevant provisions of the Workmen's Compensation Act and rules framed there under or any other applicable laws as applicable from time to time. In case the Contractor does not deposit the above mentioned amount with THE EMPLOYER, such amount shall be recovered by THE EMPLOYER from any monies due or becoming due to the Contractor under the contract or any other on-going contract.

PC22.4.3.25 If the Contractor observes all the Safety Rules and Codes, Statutory Laws and Rules during the currency of Contract awarded by the Owner and no accident occurs then THE EMPLOYER may consider the performance of the Contractor and award suitable 'ACCIDENT FREE SAFETY MERITORIOUS AWARD' as per scheme as may be announced separately from time to time.

PC22.4.3.26 The Contractor shall also submit 'Safety Plan' as per proforma specified in Section IX: Contract Forms, Part-3 of Bidding Documents alongwith all the requisite documents mentioned therein and as per check-list contained therein to the Engineer In-Charge for its approval within 60 days of award of Contract.

Further, one of the conditions for release of first progressive payment / subsequent payment towards Services Contract shall be submission of 'Safety Plan' alongwith all requisite documents and approval of the same by the Engineer In-Charge.

PC 22.6 Emergency Work (GC Clause 22.6)

Replace the words "Otherwise" with "In case such work is not in the scope of the Contractor", in the second last line of second paragraph of GC clause 22.6.

PC 23.3 Supplementing sub-clause GC 23.3

For notification of testing, four weeks shall be deemed as reasonable advance notice.

PC 23.7 Test and Inspection (GC Clause 23.7)

Replace the words "GC Sub-Clause 6.1" with "GC Sub-Clause 46.1", in the last line of GC clause 23.7.

PC 24 Replace the marginal words/headings 'Completion of the Facilities' with 'Pre Commissioning'**PC 24.5 Replace sub clause GC 24.5 with the following:**

The Project Manager shall, within fourteen (14) days after receipt of the Contractor's notice under sub clause GC 24.4, notify the Contractor in writing of any defects and/or deficiencies.

If the Project Manager notifies the Contractor of any defects and/or deficiencies, the Contractor shall then correct such defects and/or deficiencies, and shall repeat the procedure described in sub clause GC 24.4. If the Project Manager is satisfied that the Facilities or that part thereof have passed Pre-commissioning, the Project Manager shall, within fourteen (14) days after receipt of the Contractor's notice/ seven (7) days after receipt of the Contractor's repeated notice, advise the Contractor to proceed with the Commissioning of the Facilities or that part thereof. If the Project Manager is not so satisfied, then it shall notify the Contractor in writing of any defects and/or deficiencies within seven (7) days after receipt of the Contractor's repeated notice, and the above procedure shall be repeated.

PC 24.6 Replacing Sub-Clause GC 24.6

If the Project Manager fails to advise the Contractor to proceed with the Commissioning of the Facilities or the relevant part thereof or inform the Contractor of any defects and/or deficiencies within fourteen (14) days after receipt of the Contractor's notice under GC Sub-Clause 24.4 or within seven (7) days after receipt of the Contractor's repeated notice under GC Sub-Clause 24.5, then the Facilities or that part thereof shall be deemed to have passed Precommissioning, as of the date of the Contractor's notice or repeated notice, as the case may be.

PC 24.7 Replace the word 'Completion' with 'Pre-commissioning' in the 1st line of sub clause GC 24.7

ANNEXURE – 4
HEALTH & SAFETY CHECKLIST

HEALTH AND SAFETY CHECKLIST**Safety Related Check List during Construction of Transmission Lines**

Name of the Circle: Date of Safety Audit:.....

Name of Tr. Line:

Loc. No: Voltage Level:

Name of Contractor:

Name of Sub Contractor:

A. DURING TOWER FOUNDATION :

| SN | Description of Activity | Feed back | Remarks |
|------------------------|---|------------------|----------------|
| 1) EXCAVATION : | | | |
| 1. | Dumping of Excavated soil. (Minimum 1.5 Mts. or half the depth of the pit whichever is more) | Yes / No. | |
| 2. | Whether angle of repose of soil as per design in the foundation is maintained or not. | Yes / No. | |
| 3. | De-watering arrangement is available (If necessary) | Yes / No. | |
| 4. | Working area has been protected properly to avoid against fall of passerby or animal in the excavated pit. | Yes / No. | |
| 5 | Shoring & Shuttering to protect the loose rock / soil against fall exists. | Yes / No. | |
| 6 | Arrangement of illumination at construction site is available. (if required) | Yes / No. | |
| 7 | Check proper/adequate arrangement is made for extension of electric supply. (Proper size of cable, Use of fuse, No loose connection for De-watering Pumps/ Illumination / Electric compressors etc. if applicable). | Yes / No. | |
| 8 | Check for damage / Uneven settlement of foundation. | Yes / No. | |
| 9 | Ensure Life saver arrangements have been made during construction of well foundation in river bed. (Where necessary) | Yes / No. | |
| 10 | Check that the adequate arrangement is made for the storage of blasting material at safe place. (if required) | Yes / No. | |
| 11 | Check that the blasting materials is handled with due care at site. (If required) | Yes / No. | |
| 12 | Check that during blasting operation, Labour / Workmen / | | |

| SN | Description of Activity | Feed back | Remarks |
|---|---|-----------|---------|
| | Passerby are at safe places and arrangement is made to inform public by caution markings (Red Flag) / Public Notices. | Yes / No. | |
| 13 | Check that the Blaster is holding the proper license issued by the appropriate authority as per the Indian Explosive Act. | Yes / No. | |
| 14 | Check that the length of the fuse wire used during blasting operation is adequate. | Yes / No. | |
| 15 | Ensure Laying of temporary cable used for operation of Machines used during construction should not cause any danger for electrocution of workmen. | Yes / No. | |
| 16 | Check that PPEs i.e. Safety helmets, Safety Shoes, is used by blaster and their gang members during blasting. | Yes / No. | |
| 17 | Ensure that Shuttering and timbering has been made as detailed in I:S: 3764. | Yes / No. | |
| 18 | Ensure that before undertaking excavation, the soil has been tested and in case of availability of any explosive / dangerous gas, necessary arrangement must be made to remove / dilute such gases. | Yes / No. | |
| 19 | The positions of underground installations such as sewers, water pipes and electrical cables have been verified and in case of their existence, they must be isolated. | Yes / No. | |
| 20 | Arrangement shall be made to prevent external vibrations due to rail / road traffic (If required). | Yes / No. | |
| 21 | Safety is ensured during the construction of Tr. Lines for buildings, structures etc. which are coming in the vicinity of the excavated area from collapse. (If required) | Yes / No. | |
| 22 | Check that sufficient strong ladder of suitable length is available for ingress / outgress of persons in the pit | Yes / No. | |
| 23 | Lone worker should not be allowed to work in the excavated area beyond shoulder level. | Yes / No. | |
| 24 | Check for any possibility of seepage of water from nearby pond / river should be estimated and taken care of. | Yes / No. | |
| 25 | After excavation the work has been completed speedily and back filling done at the earliest. | Yes / No. | |
| ii) CASTING OF FOUNDATION / CONCRETING : | | | |
| 1 | Check construction materials are stacked at safe place and also does not cause any danger. (Away from pit by 1.5 Mtrs. Or half the depth of pit, whichever is more.) | Yes / No. | |
| 2 | Check arrangement of illumination at Construction Site. (If required). | Yes / No. | |
| 3 | Ensure life saver arrangements have been made during construction of Well foundation in River Bed. | Yes / No. | |

| SN | Description of Activity | Feed back | Remarks |
|-----------|--|------------------|----------------|
| 4 | Check that the Concreting Mixer machine is placed at a safe place. (Not very near to pit.) | Yes / No. | |
| 5 | Check proper / adequate arrangement is made for extension of electric supply. (Proper size of cable, Use of fuse, No loose connection for De-watering Pumps / Illumination / Electric compressors etc. if applicable). | Yes / No. | |
| 6 | Check that laying of temporary cables used during construction activities should not cause any danger for electrocution to workmen. | Yes / No. | |
| 7 | Inspection of excavations shall be made by a Competent Person every day. In case, possible cave in or slide is apparent, all working in the excavation shall be seized until the necessary precautions have been taken to safeguard the possible cave in or slide. | Yes / No. | |
| 8 | Jacks and vertical supports shall be positioned in such a manner that the vertical loads are distributed equally and do not exceed the capacity of the jacks and the jacks are placed away from pit edge etc. | Yes / No. | |
| 9 | Proper Jacking arrangement is made to take the entire load of template. | Yes / No. | |
| 10 | In case of long template in stub setting, more jacks have been provided and check that the Jacks are placed on levelled and hard surface to avoid the unbalancing and fallen. | Yes / No. | |
| 11 | Wire mesh rolls shall be secured in order to prevent dangerous recoiling action. | Yes / No. | |
| 12 | Lone worker should not be allowed to work in the excavated area. | Yes / No. | |
| 13 | Check that sufficient strong ladder of suitable length is available for ingress / outgress of persons in the pit | Yes / No. | |

B. TOWER ERECTION :

| SN | Description of Activity | Feed back | Remarks |
|-----------|---|------------------|----------------|
| 1 | Check proper communication facility is available at site during Tower erection. (If required) | Yes / No. | |
| 2. | Check damages or uneven settlement of foundation. | Yes / No. | |
| 3. | Ensure the derrick used before tower erection has been checked for adequate strength/ size. Ensure for copy of test certificate for all the lifting machines and tackles. | Yes / No. | |
| 4. | Ensure that the pulleys used before tower erection has been checked for adequate strength / proper size (diameter). Also in case of open | Yes / No. | |

| SN | Description of Activity | Feed back | Remarks |
|-----------|--|------------------|----------------|
| | type pulleys proper locking arrangements like providing of Safety Pin is made. Ensure for copy of test certificate for all the lifting machines and tackles. | | |
| 5. | Ensure that the ropes used before tower erection has been checked for adequate strength / physical condition (Free from break of strands and knots etc). | Yes / No. | |
| 6. | Check that the lifting tools and tackles i.e. Winch Machine, Chain Pulley Block, Trifor, D - Shackle etc. are in healthy condition and has been tested periodically. (Attach copy of test certificate). | Yes / No. | |
| 7. | Ensure that permission has been obtained from Aviation Authority for erection of special towers. (Where necessary). | Yes / No. | |
| 8. | Ensure that permission has been obtained from Aviation Authority for erection of towers which comes in the vicinity of flying zone. (Where necessary) | Yes / No. | |
| 9. | Check that the safety measures has been taken before undertaking for the Road / Rail / River Xing jobs involving likewise stretches. | Yes / No. | |
| 10. | For rail or road crossing check whether written working plan is available at site with specific reference to safety e.g. local earthing, skilled & experience manpower, proper T&P, strength and height of scaffolding to maintain the required clearance etc. | Yes / No. | |
| 11. | Ensure that all the members and proper size of Nuts and Bolts of lower section are fitted properly before erection of the upper section of tower is taken up. | Yes / No. | |
| 12. | Check that the anti climbing devices are provided in the tower after erection job. | Yes / No. | |
| 13. | Check that the danger plates have been provided. | Yes / No. | |
| 14. | Check that only erection team members are allowed to stand near the tower while erection is in process and should wear the safety helmet / Safety Shoes. | Yes / No. | |
| 15. | Working area of the tower has been demarcated during erection. | Yes / No. | |
| 16. | Check that proper guying arrangement has been made. And also to see that proper size of the crow bars has been used which has been fixed at hard surface in case of sandy soil or loose soil. | Yes / No. | |
| 17. | Check that proper arrangement is made while lifting the tower members and fixing them at height i.e. Proper size and strength of the hook used for lifting the tower members. | Yes / No. | |
| 18. | Check sufficient numbers of guys are made while lifting the assembled cross arm and also avoiding use of single sheeve pulleys while lifting the assembled cross arm / heavy load. | Yes / No. | |

C. CONDUCTOR STRINGING:

| SN | Description of Activity | Feed back | Remarks |
|-----------|---|------------------|----------------|
| 1. | All drivers and plant operators are holding the valid driving license. | Yes / No. | |
| 2. | Check that the permit has been obtained from the Competent Authority for stringing of conductor while crossing through Road / | Yes / No. | |

| SN | Description of Activity | Feed back | Remarks |
|-----|---|-----------|---------|
| | Rail / River / Venerable areas etc. (Where necessary) | | |
| 3. | Check that required painting has been made on tower falling in the vicinity of aviation zones. (Where necessary.) | Yes / No. | |
| 4. | Check that all safety measures have been taken during stringing of conductor crossing the HV / LT lines (Earthing of existing lines etc.) | Yes / No. | |
| 5. | Ensure that proper size of Nuts and Bolts is rigidly tightened and punching / tacking / tack welding is done in towers before undertaking stringing job. | Yes / No. | |
| 6. | Ensure that proper scaffolding arrangements made during stringing of conductor (While Road Xing / Power Line Xing etc. | Yes / No. | |
| 7. | Ensure that all members are fitted in tower before undertaking conductor stringing work. | Yes / No. | |
| 8. | Check that the back filling of the foundation has been done as per specification. | Yes / No. | |
| 9. | Ensure that the discharge rod is electrically tested before use. | Yes / No. | |
| 10. | Stringing Machine / Tension puller Machine are properly earthed. | Yes / No. | |
| 11. | Check the brake arrangement of the TSE Machines is working. | Yes / No. | |
| 12. | Ensure that the pulleys used before conductor stringing has been checked for adequate strength / proper size (diameter), also in case of open type pulleys proper locking arrangements like providing of Safety Pin is made Ensure for copy of test certificate for all the lifting machines and tackles. | Yes / No. | |
| 13. | Ensure the ropes used before conductor stringing has been checked for adequate strength / physical condition (Free from break of strands and knots etc. | Yes / No. | |
| 14. | Check that the lifting tools and tackles i.e. Winch Machine, Chain Pulley Block, Trifor, D - Shackle etc. are in healthy condition and has been tested periodically. (Attach copy of test certificate). | Yes / No. | |
| 15. | Check for the brake arrangement of the Drum reel of conductor during laying / paying out of conductor. | Yes / No. | |
| 16. | Check that proper communication facility is available at site during of stringing of conductor (If required) | Yes / No. | |
| 17. | Whether the tower has been permanently earthed. | Yes / No. | |
| 18. | Check that Sag Board is provided at two locations. | Yes / No. | |
| 19. | Check that the Sag Board arrangement is made by the experienced / trained persons. | Yes / No. | |
| 20. | Check approved Sag tension chart is available and followed at site. | Yes / No. | |
| 21. | While clamping of conductor / EW to be done, check for earthing. | Yes / No. | |
| 22. | Ensure sending signal to puller to stop when last layer of conductor / EW being pulled. | Yes / No. | |
| 23. | Check tension applied on the dynamo meter dial and check values with approved data. | Yes / No. | |
| 24. | Before stringing starts check that the villagers do not come | | |

| SN | Description of Activity | Feed back | Remarks |
|-----------|---|------------------|----------------|
| | underneath the job of the concerned section. | Yes / No. | |
| 25. | Only nylon or polypropylene ropes should be used during conductor stringing in vicinity of live overhead lines. | Yes / No. | |
| 26. | Ensure that PTW has been taken from the concerned authority. | Yes / No. | |
| 27. | Ensure that Winch, Pulleys etc. are properly earthed. | Yes / No. | |
| 28. | For LT lines, whether special persons are posted at each point of isolation till return of permit (PTW). | Yes / No. | |
| 29. | Whether the network of LT lines has been thoroughly checked and precautions taken Against inadvertent charging. | Yes / No. | |
| 30. | Check that proper arrangement is made / available for development and use of a Portable Earthing and Short – Circuiting Devices which can be engaged and disengaged to and from the LT lines, keeping away from the LT lines, until all operations on the same are completed and all men and materials are removed from LT lines. | Yes / No. | |
| 31. | Check the provision and proper positioning for the guying and back staying (Where necessary). | Yes / No. | |
| 32. | Check demarcation of feeder is done for D/c Line. | Yes / No. | |
| 33. | Ensure that all the insulator strings are thoroughly checked for availability and proper fixing of cotter / split pins before hoisting the same. | Yes / No. | |

General Points common for all activities during Excavation, Casting of Foundation

A. ERECTION OF TOWER AND STRINGING OF CONDUCTOR :

| SN | Description of Activity | Feed back | Remarks |
|-----|--|-----------|---------|
| 1. | Check whether the contractor had procured required quantity of PPEs considering maximum numbers of erection gangs deployed at one time. | Yes / No. | |
| 2. | Supervisors/ Workmen have been provided with required healthy PPEs, like Safety helmet / Safety Belts / Safety Shoes / Gum Boot etc. as applicable. | Yes / No. | |
| 3. | Availability of First Aid Box with required medicines at site. | Yes / No. | |
| 4. | Instruction register is available at site. | Yes / No. | |
| 5. | Ensure that Supervisor / Gang Leader always issues instruction to the Workmen before start of work. | Yes / No. | |
| 6. | Ensure that supervisory staff from Power Grid is available at site during construction. | Yes / No. | |
| 7. | All driver and plant operators are holding valid driving license. | Yes / No. | |
| 8. | Check the vehicle for rescue is available at site. | Yes / No. | |
| 9. | Ensure engaged labour are aware of the job. | Yes / No. | |
| 10. | Check that the unskilled labourers are not engaged in skilled job. | Yes / No. | |
| 11. | Ensure that supervisor / workmen engaged in the field are aware of First Aid Techniques (Such as in case of Electric Shock, Fall from the height, Snake bite and the person rescued from buried under the debris etc. | Yes / No. | |
| 12. | Check for nearby Hospital / Doctor in case of emergencies arises. | Yes / No. | |
| 13. | While transporting heavy consignment of conductor / EW drums from central store to site by the use of Cranes, Truck, and Tractor. The safety aspect for construction and failure of brake system of moving machinery is to be checked. | Yes / No. | |
| 14. | At least one dry powder type of portable fire extinguisher shall be provided especially where explosive or blasting agents are used for excavation. | Yes / No. | |
| 15. | Check the competence (Qualification / Experience) of supervisor / gang leader of contractor. | Yes / No. | |

REMARKS IF ANY:

| | | |
|---|--|--|
| Signature Name : Designation : Representative of Contractor | Signature Name : Designation: DPN Rep. from Site. | Signature Name : Designation: DPN Rep. from Circle office |
|---|--|--|

Safety Related Check List during Construction of Sub - Station

Name of the Circle : Date of Safety Audit:.....

Name of Sub Stn. / Switching Stn.:

Name of Contractor:

Contractor License / Registration No.:..... Validity.....

Name of Sub Contractor :

A. SUB-STATION CIVIL WORKS :

| SN | Description of Activity | Feed back | Remarks |
|---------------------------------------|--|-----------|---------|
| I): SAFETY DURING EXCAVATION : | | | |
| 1. | Check Substation area has been protected by constructing boundary wall all around the substation to avoid entry of passerby / unauthorized person or animal in the substation. | Yes / No. | |
| 2. | De watering arrangement is available (If necessary) | Yes / No. | |
| 3. | Check proper / adequate arrangement is made for extension of electric supply. (Proper size of cable, Use of fuse, No loose connection and no naked wire connection to Pumps / Illumination / Electric compressors etc. if applicable). | Yes / No. | |
| 4. | Check arrangement of illumination at construction site is available. | Yes / No. | |
| 5. | Check dumping of Excavated soil (Minimum 1.5 Mts. Or half the depth of the pit whichever is more from the edge of the pit.) | Yes / No. | |
| 6. | Check Shoring & Shuttering to protect the loose rock / soil against fall. (if required). | Yes / No. | |
| 7. | Check lone worker is not allowed to work in the excavated area. | Yes / No. | |
| 8. | Ensure Laying of temporary cables used for operation of Machines used during construction should not cause any danger for electrocution of persons / animals. | Yes / No. | |
| 9. | Ensure that before undertaking excavation, the soil has been tested and in case of availability of any explosive / dangerous gas, necessary arrangement must be made to remove / dilute such gases. | Yes / No. | |
| 10. | The positions of underground installations such as sewers, water pipes and electrical cables has been verified and in case of their existence, they must be isolated before further excavation works to ensure Human Safety. | Yes / No. | |
| 11. | Check that the scaffolds are not overloaded in any case. Scaffolds are to be erected and supported properly. | Yes / No. | |
| 12. | Stability of the soil of the excavated pit for safe working is to be checked and certified by a competent person daily before start of | Yes / No. | |

| SN | Description of Activity | Feed back | Remarks |
|--|--|-----------|---------|
| | work. A register at site is maintained where competent person can certify accordingly. No manhole should remain uncovered during night & off days. | | |
| 13. | Check the provision of sufficient strong ladder of suitable length is available near the working place during excavation. | Yes / No. | |
| 14. | Check if any permission is required from local statutory body before excavation. | Yes / No. | |
| 15. | Check for No undercutting / toe cutting in soil. | Yes / No. | |
| 16. | Check after excavation the work should be speedily completed without delay and back filling done at the earliest. | Yes / No. | |
| 17. | Check for any possibility of seepage of water from nearby pond / river has been estimated and taken care of. | Yes / No | |
| 18. | Check to avoid slide / collapse of side walls of excavated pit, the excavation is to be done in trapezoidal cross – section. | Yes / No. | |
| OF BLASTING II): SAFETY PRECAUTION DURING STORAGE, HANDLING AND USE MATERIAL: | | | |
| 1 | Check that the adequate arrangement is made for the storage of blasting material at safe place. (Temporary Magazine is to be installed observing all norms) as per Indian Explosive Act. | Yes / No. | |
| 2. | Check that the blasting materials is handled by licensed blaster with due care at site. (If applicable) | Yes / No. | |
| 3. | Check smoking is prohibited in the vehicle carrying explosives. | Yes / No. | |
| 4. | Check that the Blaster is holding proper license issued by the appropriate authority. As per Indian Explosive Act. | Yes / No. | |
| 5. | Check that the length of the fuse wire used during blasting operation is adequate. | Yes / No. | |
| 6. | Check while transportation, no unauthorized person is allowed in vehicle carrying explosives. | Yes / No. | |
| 7. | Check that the loading and unloading of explosives is being done carefully. | Yes / No. | |
| 8. | Check explosives and detonators or blasting caps is not being transported in the same vehicle. | Yes / No. | |
| 9. | Check while transportation the detonators and explosives are not carried loose or mixed with other materials. | Yes / No. | |
| 10 | Check surplus explosives shall not be stacked near working area during loading / unloading. | Yes / No. | |
| 11. | Check explosives shall not be held in hands when lightening the fuse. | Yes / No. | |
| 12. | Check that blasting in the open has been carried out during the fixed hours every day or on fixed days in the week so that the public at large should know about this. | Yes / No. | |
| 13. | Check that arrangement has been made to display sufficient warnings / sign board to enable the people to get out of the | Yes / No. | |

| SN | Description of Activity | Feed back | Remarks |
|--|--|-----------|---------|
| | blasting area to get off the danger zone | | |
| 14. | Check that the danger zone has been suitably cordoned off. | Yes / No. | |
| 15. | Check during blasting operations begin / after the firing of explosives shall follow the loud siren. | Yes / No. | |
| 16. | Check that during blasting operation, Labour / Workmen / Passerby are at safe places and arrangement is made to inform public by caution markings (Red Flag) / Public Notices etc. | Yes / No. | |
| 17. | Check that PPEs i.e. Safety helmets, Safety Shoes, is used by blaster and their gang members during blasting and also the persons supervising the blasting operations. | Yes / No. | |
| 18. | For covered blasting ensure placement of cover plates of proper thickness and sufficient numbers of sand filled bags. | Yes / No. | |
| 19. | Ensure that permission for blasting has been obtained from the appropriate authority. | Yes / No. | |
| III) SAFETY DURING CASTING OF FOUNDATION / CONCRETING : | | | |
| 1. | Check construction materials are stacked at safe place and also does not cause any danger. (Away from pit) i.e. 1.5 Mtrs. or half the depth of the pit whichever is more.) | Yes / No. | |
| 2. | Check proper arrangement of illumination at Construction Site of Sub station is available. | Yes / No. | |
| 3. | Check that the Concreting Mixer/ Vibrator machines etc are placed at a safe place (Not very near to any pit at least 1.5 Mtr. from the edge of the pit) to avoid transfer of vibrations and should be operated by skilled persons. | Yes / No. | |
| 4. | Check proper / adequate arrangement is made for extension of electric supply. (Proper size of cable, Use of fuse, No loose connection for De watering Pumps / Illumination / Electric compressors etc. if applicable). | Yes / No. | |
| 5. | Check for laying of temporary cables used during construction activities should not cause any danger for electrocution to persons / animals. | Yes / No. | |
| 6. | All bracing, struts and shuttering in excavations shall be adequately secured so as to prevent their accidental displacement. | Yes / No. | |
| 7. | Ensure Shuttering and timbering has been made as detailed in I:S: 3764 for protecting the loose rock / soil against fall. | Yes / No. | |
| 8. | Check for proper placing of Hydraulic jacks with stability and constant watch of these instruments (which are continuously loaded) to avoid any danger of displacement causing sever accident. | Yes / No. | |

B. SAFETY DURING STRUCTURE, EQUIPMENT ERECTION & CABLE LAYING ETC. :

| SN | Description of Activity | Feedback | Remarks |
|-----|---|-----------|--|
| 1. | Check Back filling done prior to erection activity. | Yes / No. | |
| 2. | Check the derrick used before structure erection has been checked for adequate strength / size and no joints are permitted. | Yes / No. | Test certificate is required apart from visual inspection. |
| 3. | Check that the pulleys used before structure erection / Equipment Erection has been checked for adequate strength / proper size (diameter), also in case of open type pulleys proper locking arrangements like providing of Safety Pin is made Safe working load should be punched. | Yes / No. | Test certificate is required apart from visual inspection. |
| 4. | Check the ropes used before structure erection / Equipment Erection has been checked for adequate strength / physical condition (free from break of strands and knots etc. | Yes / No. | Test certificate is required apart from visual inspection. |
| 5. | Check that the lifting tools and tackles are in healthy condition and has been tested periodically. | Yes / No. | Test certificate is required apart from visual inspection. |
| 6. | Check permission has been obtained from Aviation Authority for erection of Lightning Mast which comes in the vicinity of flying zone. (Where necessary) | Yes / No. | |
| 7. | Check that all Nuts and Bolts are fitted in the structure before undertaking the job of other section of the structure and are tightened. | Yes / No. | |
| 8. | Check area has been cordoned off to prevent injuries to unauthorized persons from hitting against structural component or falling in the excavated pits. | Yes / No. | |
| 9. | Check that danger plates are available on all the equipment & structures in the switchyard. | Yes / No. | |
| 10. | Check demarcation of feeder is done for Double Circuit Line. | Yes / No. | |
| 11. | Check only erection team members are allowed to stand near the structure / Equipment while erection is in process and should wear the safety helmet / Safety Shoes. | Yes / No. | |
| 12. | Check proper guying arrangement has been made while lifting structure / Equipment, if necessary. | Yes / No. | |
| 13. | Check that proper arrangement is made while lifting the structure members and fixing them at height i.e. Proper size and strength of the hook used for lifting the structure members. | Yes / No. | |
| 14. | Check sufficient numbers of guys are made while lifting the assembled structure / heavy loads and also avoiding use of single sheeve pulleys while lifting the assembled | Yes / No. | |

| SN | Description of Activity | Feedback | Remarks |
|-----------|--|-----------------|----------------|
| | structure / heavy load. | | |
| 15. | Check arrangement has been made for equipment identification. | Yes / No. | |
| 16. | Check that required painting made on tower falling in the vicinity of aviation zones. (Where necessary.) | Yes / No. | |
| 17. | Check no live wires nearby. Take shut down if necessary. | Yes / No. | |
| 18. | Check the structure has been permanently earthed. | Yes / No. | |
| 19. | Check crane are preferably be used for erection of pipe structure in the substation building works (if required.) | Yes / No. | |
| 20. | Check all safety procedures for erection work like use of safety helmets, Safety belts, use of guy wires, lowering / lifting of tools by rope etc. are strictly adhered to during structure erection works is in progress in the switchyard. | Yes / No. | |
| 21. | Check that correct size of spanner (Box or ring type) as well as DE spanners is being used. | Yes / No. | |
| 22. | Check working area of the structure has been demarcated during erection. | Yes / No. | |
| 23. | Check heavy structures are lifted with crane with proper safety. | Yes / No. | |
| 24. | Only polypropylene ropes are to be used to tie the aluminium tube / Bus bar since this is soft material and will not damage aluminium tube / Bus bar during erection. | Yes / No. | |
| 25. | Ensure that R clips in insulator caps are fixed properly to avoid disconnection of insulator discs. | Yes / No. | |
| 26. | Ensure that all the necessary security pins (split pins) are fixed. | Yes / No. | |
| 27. | Check all nuts of jumper fittings are properly tightened and live metal clearance have been maintained as per TSECL specification. | Yes / No. | |
| 28. | In case of tension fitting dead end joint dimensions before & after the compression are checked and recorded. | Yes / No. | |
| 29. | No damaged component of any hardware fitting should be used on works. | Yes / No. | |
| 30. | Length of jumpers has been measured properly to give it a parabolic shape. No sharp bend should exist. | Yes / No. | |
| 31. | Check surge counter erection facilitates proper reading and that earthing is done with minimum bends. | Yes / No. | |
| 32. | Check Surge monitor has been earthed by connecting it to main earth mat with (G I Flat 75 x 12 mm) and earth pit separately as per drawing. | Yes / No. | |
| 33. | Check the alignment of earth switch with isolator, earth switch of isolator is put into operation and the contacts are | Yes / No. | |

| SN | Description of Activity | Feedback | Remarks |
|-----|--|-----------|---------|
| | cleaned. After completion of pre commissioning checks and formats are dully filled and signed. | | |
| 34. | Ensure that the rubber beedings are kept in good condition. | Yes / No. | |
| 35. | Check CT has been placed on the support structure very carefully and all nuts have been tightened. Earthing is done as per drawing. | Yes / No. | |
| 36. | Ensure the lattice structure of CT has been earthed at two points. | Yes / No. | |
| 37. | Check the marshalling box in the switchyard has proper illumination arrangement. | Yes / No. | |
| 38. | Check the capacitor unit is short circuited & earthed, until erection and commissioning works are being done on CVT. (The capacitor get charged by the electrical fields in the vicinity and they keep these charges for a long time, which can be dangerous to human life. Hence the shorting of capacitor unit is necessary). It should be removed before tests / use. | Yes / No. | |
| 39. | Check Fuses in the marshalling box are OK. | Yes / No. | |
| 40. | Check proper earthing of CVT tank has been done. | Yes / No. | |
| 41. | Check all housing accessories, mounting stools including bolts / Nuts for fixing Line Trap and insulators are of non magnetic material. | Yes / No. | |
| 42. | Check H.F. point of CVTs on which the coupling device is not mounted has been earthed. | Yes / No. | |
| 43. | Check the remaining CVTs have been earthed thro' coupling device. | Yes / No. | |
| 44. | Cable drums after visual inspection should be stored preferably in the covered area. Cable ends should be clamped. | Yes / No. | |
| 45. | Ensure each cable and conduit run should be tagged with cable identity numbering as per the approved that appear in the cable and conduit schedule. | Yes / No. | |
| 46. | The tag should be of aluminium plate with ID number punched on it and securely attached to the cable conduit by not less than two turns. Cable tags should of rectangular shape for power cables and of circular shape for control cables. | Yes / No. | |
| 47. | Check underground cable markers should project 150 mm above ground and spaced at an interval of 30 Mts. They shall be located on both sides of road and drain crossing and also at every change in direction. | Yes / No. | |
| 48. | Check cable tags should be provided inside the switchgear, motor control centres, control and relay panels etc. wherever required for cable identification, where a number | Yes / No. | |

| SN | Description of Activity | Feedback | Remarks |
|-----|--|-----------|---------|
| | of cables enter together through a gland plate. | | |
| 49. | The cable (power and control) between LT stations, Control room, DG set building and fire fighting pump house should be laid in the buried cable trenches. In addition to the above, for lighting purpose also, buried cable trench can be used in outdoor area.(as per Technical specification of specific contract) | Yes / No. | |
| 50. | Cable route and joint markers and RCC warning covers should be provided wherever required. The voltage grade of cables should be engraved on the marker. | Yes / No. | |
| 51. | Tray Identification Number on each run of trays at an interval of 10 Mtrs should be painted. | Yes / No. | |
| 52. | In case the outer sheath of a cable is damaged during handling / installation, the same should be repaired to the satisfaction of the site. In case any other part of a cable is damaged, the same should be replaced by a healthy cable. Power cables should be at the top most layers. The armour of control cable is to be earthed. | Yes / No. | |
| 53. | All cable termination should be appropriately tightened to ensure secure and reliable connections. All the exposed parts of cable lugs should be covered with tape, sleeve or paint. | Yes / No. | |
| 54. | Power and control cables are laid on separate cable trays | Yes / No. | |
| 55. | Co-axial cable is laid separately from power cable. | Yes / No. | |
| 56. | All cable trays, racks and metallic ducts have been grounded by connecting each to earth / mat. (As per Scheme) | Yes / No. | |
| 57. | Check sections of cable trays have been bridged by copper jumpers/ G I to retain continuity of earthing. (As per Scheme) | Yes / No. | |
| 58. | Check earthing of panel is done by the erection contractor for connecting it with switchyard earth mat. (As per Scheme) | Yes / No. | |
| 59. | Auxiliary bus wiring for AC and DC supplies, Voltage Transformer circuits, annunciation circuits and other common services is provided near the top of the panels running through out the entire length of the panels. | Yes / No. | |
| 60. | All internal wiring to be connected to external equipment is terminated on terminal blocks, preferably vertically mounted on the side of each panel. | Yes / No. | |
| 61. | Check whether Mimic Diagram is available preferably made of anodized aluminium or plastic of approved fast colour material and screwed on to the panel that can be easily cleaned. | Yes / No. | |

| SN | Description of Activity | Feedback | Remarks |
|-----|--|-----------|---------|
| 62. | Check the panels all equipment mounted on front and rear side as well as equipment mounted inside are provided with individual name plates with equipment designated engraved. | Yes / No. | |
| 63. | Check on top of each panel on front as well as rear side, large and bold name plates are provided for circuit / feeder designation. | Yes / No. | |
| 64. | Check all front mounted equipments are provided at the rear with individual name plates engraved with tag numbers corresponding to panel internal wiring to facilitate easy tracing of the wiring. | Yes / No. | |
| 65. | Check the name plates mounted directly by the side of the respective equipments should not be hidden by equipment wiring. | Yes / No. | |
| 66. | Check availability of 240V single phase 50 HZ, AC socket with switch suitable to accept 5 Amps and 15 Amps pin round standard plug, is provided in the interior of each cubicle with ON-OFF switch for connection of hand lamps. | Yes / No. | |
| 67. | Check that panels are provided with a fluorescent lighting fixture rated with 240 Volts single phase, 50 Hz supply for the interior illumination of the panel during maintenance. The fittings are complete with switch fuse unit and switching of the lighting is controlled by the respective panel door switch. Adequate lighting with fuse unit is also provided for the corridor in control panels. | Yes / No. | |
| 68. | Check control panels are provided with necessary arrangements for receiving, distributing, isolating and fusing of DC and AC supplies for various control, signalling, lighting and space heater circuits. The incoming and sub circuits are separately with switch fuse units. | Yes / No. | |
| 69. | Check panels are provided with a space heater rated for 240 V, single phase, 50 Hz, AC supply for the internal heating of the panel to prevent condensation of moisture. | Yes / No. | |
| 70. | Check all panels are equipped with an earth bus securely fixed | Yes / No. | |
| 71. | Check when several panels are mounted adjoining each other, the earth bus is made continuous with necessary connectors and clamps for this purpose. | Yes / No. | |
| 72. | Check provision is made for extending the earth bus bars to adjoining panels on either side. | Yes / No. | |
| 73. | Check provision is made on each bus bar of the end panels for connecting earthing grid. | Yes / No. | |
| 74. | Check all metallic cases of relays, instruments and panel | | |

| SN | Description of Activity | Feedback | Remarks |
|-----|---|-----------|---------|
| | mounted equipment including gland plates are connected to the earth bus by copper wires of specified size. | Yes / No. | |
| 75. | Check the colour code of the earthing wire is green. | Yes / No. | |
| 76. | Check that earthing made with equipment is with Nuts and Bolts i.e. For such connection lugs should be pressed and tightened to the terminals through Nuts and Bolts. | Yes / No. | |
| 77. | Check that no equipment is mounted on the panel doors. | Yes / No. | |
| 78. | Check each switch should bear clear inscription identifying its function. | Yes / No. | |
| 79. | Check those who have sufficient knowledge of steel structural job have been employed in steel structural works only. | Yes / No. | |
| 80. | Check necessary instruction has been communicated by supervisor before start of the day's works to workmen under his control. | Yes / No. | |
| 81. | Storing of equipments is to be made properly to avoid any accident during handling. | Yes / No. | |
| 82. | Check all Nuts and bolts are properly raised or lowered preferably using closed loop pulleys and gully bags / hand bags tied at the end for carrying nuts and bolts. | Yes / No. | |
| 83. | Check that Fire resistant sheets are used before entrance of control cable in control room. | Yes / No. | |
| 84. | Check air compressor tubing properly tightened. | Yes / No. | |
| 85. | Check all carrying connectors / clamps properly tightened. | Yes / No. | |

C. CONDUCTOR LAYOUT DURING CONSTRUCTION STAGE :

| SN | Description of Activity | Feed back | Remarks |
|----|---|-----------|---------|
| 1. | Check all members are fixed in structure and ensure proper size of Nuts and Bolts are rigidly tightened and punching / tacking / tack welding is done in towers / structures before undertaking conductor laying job. | Yes / No. | |
| 2. | Ensure proper scaffolding arrangements made during laying of conductor (While Power/Distribution Line crossing etc). | Yes / No. | |
| 3. | Ensure that all members are fitted in structure before undertaking conductor laying work. | Yes / No. | |
| 4. | Ensure that the discharge rod is electrically tested before use. | Yes / No. | |
| 5. | Ensure whether the structure is properly earthed. | Yes / No. | |
| 6. | Only nylon or polypropylene ropes should be used during conductor laying in vicinity of live overhead lines. | Yes / No. | |
| 7. | Ensure that PTW has been taken from the concerned authority when extension of existing substation is under execution. | Yes / No. | |

| SN | Description of Activity | Feed back | Remarks |
|-----|--|-----------|---------|
| 8. | Ensure that Winch, Pulleys etc. are properly earthed. | Yes / No. | |
| 9. | For LT lines, check whether special persons are posted at each point of isolation till return of permit (PTW) if positioning of person is not possible then it is to be seen that all the point of isolation has been kept in the locked position till the work is in progress. | Yes / No. | |
| 10. | Whether the network of LT lines has been thoroughly checked and precautions taken against inadvertent charging. | Yes / No. | |
| 11. | Check that proper arrangement is made / available for grounding LT lines coming across during conductor laying. (This can be done by way of portable earthing and short circuiting devices which cab be engaged to and disengaged from LT lines, keeping away from the LT lines until all operations on the same are completed and all man and materials are removed from the LT lines). | Yes / No. | |
| 12. | Check the provision and proper positioning for the guying and back staying (Where necessary). | Yes / No. | |
| 13. | Check working of hydraulic crimping machine. | Yes / No. | |
| 14. | Check before and after crimping, dimensional changes in clamps and are in accordance with the drawings and specifications. | Yes / No. | |

D SWITCHYARD EARTHING DURING CONSTRUCTION STAGE:

| SN | Description of Activity | Feed back | Remarks |
|----|--|-----------|---------|
| 1. | Check that while earthing conductor crossing the road is laid 300 mm below the road or at greater depth depending upon the site conditions. | Yes / No. | |
| 2. | Check that while laying the Earthing conductor in outside area is buried at least 600 mm below the furnished ground level. | Yes / No. | |
| 3. | Check that the earthing pads have been provided for the apparatus / equipments at accessible position. | Yes / No. | |
| 4. | Check all steel columns, metallic stairs are connected to nearby earthing grid conductor by two earthing leads. | Yes / No. | |
| 5. | Check of earthing of lightening fixtures, receptacles switches, junction boxes lighting conduits has been done by a separate earthing conductor. | Yes / No. | |
| 6. | Check that the railway tracks within switchyard area has been earthed at a spacing of 30 Mts. / specified distance and also at both ends. | Yes / No. | |
| 7. | Check cable trays has been connected to earthing flat of 50X6 mm / specified sized earthing flat at intervals specified in approved drawing. | Yes / No. | |
| 8. | Check that this earthed flat is earthed at about 30 Mts. distance. | Yes / No. | |
| 9. | All accessories in transformer and reactor like radiators tank, | | |

| SN | Description of Activity | Feed back | Remarks |
|-----------|--|------------------|----------------|
| | cooling banks etc are connected to the earthing grid at minimum two points. | Yes / No. | |
| 10. | Check metallic conduits are not used as earth continuity conductor. | Yes / No. | |
| 11. | Check flexible earthing connectors should be provided for the moving parts. | Yes / No. | |
| 12. | Check sheath and armor of single core power cable is earthed at switchgear end and equipment side. | Yes / No. | |
| 13. | Check contact surface of earthing pads for jointing free from scale, paint, enamel, grease, rust or dust. | Yes / No. | |
| 14. | Check that light poles, junction boxes on the poles, cable and cable boxes / glands, lockout switches etc. are connected to the earthing conductor running along with the supply cable which intern is connected to the earthing grid conductor at a minimum two points. | Yes / No. | |
| 15. | Check earthing conductor which is generally buried 2000 mm outside the switchyard fence. All the gates and every alternate post of the fence are to be connected to earthing grid. | Yes / No. | |
| 16. | Check megger used for measuring soil resistivity is calibrated with desired accuracy. | Yes / No. | |
| 17. | The earth resistivity has been measured in dry weather condition. | Yes / No. | |
| 18. | Check the earthing of Transformers and Shunt reactor, earth pits are constructed as per relevant standard / approved drawing. | Yes / No. | |
| 19. | Check that the measured value of combined earth resistance should be less than 1 Ohm. | Yes / No. | |
| 20. | Check that for earth electrode and individual earth pits, this value should not be more than one Ohm. | Yes / No. | |
| 21. | Check all non current carrying metal parts shall be effectively earthed by two separate and distinct earth connections (Indian Electricity Rule 61,67) | Yes / No. | |
| 22. | Check that all pylon supports in the Fire Fighting HVSW system has been earthed to the earthmat. | Yes / No. | |

E: GENERAL POINTS COMMON FOR ALL ACTIVITIES DURING EXCAVATION, CASTING OF FOUNDATION

Erection of structures, laying of Conductor, storage and transportation of material:

| SN | Description of Activity | Feed back | Remarks |
|-----------|--|------------------|----------------|
| 1. | Check Supervisors / Workmen have been provided with required healthy PPEs. Like (Safety helmet / Safety Belts / Safety Shoes / Gum Boot etc. as applicable) | Yes / No. | |
| 2. | Check availability of First Aid Box with required medicines at site. | Yes / No. | |
| 3. | Check Site Instruction register is available at site. | Yes / No. | |
| 4. | Ensure Supervisor / Gang Leader always issues instruction to the Workmen including contractor labour before start of work. | Yes / No. | |
| 5. | Ensure supervisory staff from Power Grid is available at site during construction. | Yes / No. | |
| 6. | Check all driver and plant operators are holding valid driving license. | Yes / No. | |
| 7. | Check the vehicle for rescue is available at site. | Yes / No. | |
| 8. | Ensure engaged labour are aware of the job. | Yes / No | |
| 9. | Ensure supervisor / workmen engaged in the field are aware of First Aid Techniques (Such as in case of Electric Shock, Fall from the height, Snake bite and the person rescued from buried under the debris, rescue of person from drowning etc. | Yes / No. | |
| 10. | Check for availability and to keep a record of nearby Hospital / Doctor in case of emergencies arises. | Yes / No. | |
| 11. | While transporting heavy consignment of conductor / EW drums from central store to site by the use of Cranes, Truck, Tractor. The safety aspect for construction and failure of brake system of moving machinery is to be checked. | Yes / No. | |
| 12. | At least one dry powder type of portable fire extinguisher shall be provided especially where explosive or blasting agents are used for excavation. (If applicable) | Yes / No. | |
| 13. | Check the competence (Qualification / experience) of supervisor / gang leader of contractor. | Yes / No. | |
| 14. | Wire mesh rolls shall be secured in order to prevent dangerous recoiling action. | Yes / No. | |
| 15. | Proper unloading arrangement has been made at site (Preferably with crane) to unload the material. | Yes / No. | |
| 16. | After unloading the material visual inspection of the materials has been carried out along with the erection contractor to check that the material has not been damaged or not (Galvanizing is proper or not) As per approved Field Quality Plan etc. | Yes / No. | |
| 17. | While transporting the heavy laden equipment like transformer / Reactor by road from Rly Stn to Sub station check whether for | Yes / No. | |

| SN | Description of Activity | Feed back | Remarks |
|-----|---|-----------|---------|
| | all safety precaution taken. Like safe lifting capacity of crane, safe load on culvert / Bridge / Nala / Drain etc.and working plan is available at site with specific reference to safety e.g. local earthing, skilled & experience manpower, proper T&P, strength and LT wires / HT wires interrupting the height of equipment and the required clearance maintained etc. Permission to be obtained from concerned authority if required. "Impact recorder on the equipment like Reactor / Transformer must be installed during transportation" | | |
| 18. | Check that the adequate and safe means of access and egress has been provided for all work places as far as reasonably practicable and is being used by the workers. | Yes / No. | |
| 19. | Check proper illumination is provided at the work places and their approaches including passage ways. | Yes / No. | |
| 20. | Check that the lamps have been protected by suitable guards where necessary to prevent danger, in case the lamp breaks. | Yes / No. | |
| 21. | Check loose materials which are not required for use shall not be placed or left so as dangerously to obstruct work places or passage ways. | Yes / No. | |
| 22. | Check all projected nails has been removed or bent over to prevent injury. | Yes / No. | |
| 23. | Check scrap, waste and rubbish has not been allowed to accumulate on the site or the scrap materials has been stored at the isolated place. | Yes / No. | |
| 24. | Check that the worker while working at height scaffold materials, waste materials and tools are not being thrown by them to cause injury to any person. | Yes / No. | |
| 25. | Check whether contractor has procured required quantity of PPE considering maximum number of erection gangs deployed at one time. Check the quantity of PPEs. | Yes / No. | |
| 26. | Check that the PPEs required by the workmen are being utilized by them always. | Yes / No. | |
| 27. | Check the worker is under constant surveillance by the other person while working at height. | Yes / No. | |
| 28. | Check construction site has been barricaded for unauthorized persons / animals. | Yes / No. | |
| 29. | Check that lifting appliances and machines and vehicles used on the construction site is of sound material and good quality and is free from patent defects and is strong enough to with safely the load and stresses to which they will be subjected. | Yes / No. | |
| 30. | Check structures and equipment is being used only for the purpose for which they were intended. | Yes / No. | |
| 31. | Check equipment has been operated by the competent person. | Yes / No. | |

| SN | Description of Activity | Feed back | Remarks |
|-----|--|-----------|---------|
| 32. | Check portable ladders shall not exceed 9 Mts. in length, otherwise may cause danger while climbing of person and back legs shall be equally braced. | Yes / No. | |
| 33. | Check unskilled labour are not utilized for skilled jobs and only experience persons are deployed for erection. | Yes / No. | |
| 34. | Check a well planed and documented procedure for the entire Construction works of Substation shall be prepared by contractor and get approved from TSECL for distribution to Contractors' field staff and TSECL for follow up. | Yes / No. | |
| 35. | Check no metallic measuring tapes are being used during expansion of charged bays. | Yes / No. | |
| 36. | Check metal ladders are not being used in the vicinity of exposed live electrical equipment. | Yes / No. | |
| 37. | Check one bore well is available for water supply in case Municipal Construction supply is not available | Yes / No. | |
| 38. | Check charged area of a yard should be properly fenced off. | Yes / No. | |
| 39. | Check ladders / lengthy articles / lengthy equipments etc. should always be carried in horizontal position. | Yes / No. | |
| 40. | Check insurance by contractor for the labour to provide adequate coverage for any accident etc. | Yes / No. | |

REMARKS IF ANY:

| | | |
|---|---|---|
| Signature Name : Designation: DPN Rep. Site office | Signature Name : Designation: Rep. from Contractor | Signature Name : Designation : Rep. from Circle office of DPN |
|---|---|---|

ANNEXURE – 5
DETAILS OF PUBLIC CONSULTATION

(MOM) Minutes Of Meeting

The Public Consultancy Meeting at Longleng was held on 23 Jan 2015, at DC Office, Longleng. The meet was presided over by The District Commissioner (Longleng), Executive Engineer (Mr. Sikato) and POWERGRID Officials .

The Meeting was attended by people (GB and Village Chairman) of 7 Villages concerned with the Transmission and associated Distribution Lines discussed in the meet.

Firstly DC, welcomes the People and gestures a heart-warming thanks for being present out there in the Public Consultancy Meet.

Next, Mr. Sikato, (Executive Engineer) gave a brief detailing of this NERPSIP Program in the local Language (Nagamese), and explained how is it going to be beneficial for them. He then handed over the charge to Mr. Jayanta Bardhan (DGM/ NERPSIP Guwahati), who spoke elaborately about the reasons, cause and effect the Program will have on Longleng and the People of Nagaland as a whole.

Then Mr. Sutradhar (Manager/NERPSIP, Nagaland) spoke at length about the Project in Nagamese to the People.

After that, the Executive Engineer asked the people to come up with any queries and proposals if any they are having.

The public concerned was very happy and were willing to provide full cooperation in the successful completion of the Project.

They stressed the need and the dearth of Power they were facing in that part of NAGALAND, since Longleng was a newly formed District in 2014, and moreover queried about the Villages this Project would entail. To this, officials of POWER DEPT. of Nagaland and POWERGRID, together clarified the Villages concerned, and all the other related Queries.

Secondly the GB's and Village Chairman assured that if any confrontation or dispute arises with the local Public, the Village Council will see to it that the NERPSIP PROGRAM goes on with a rational motive and is not hampered by any such biased action by the Public.

The Meeting Concluded at a Positive Note, within 2 hours, where then the Public Posed for a Group photo with all concerned Officials of the Meet.

People were then asked to have their Lunch, which had been arranged for them, and the Program turned out to be quite a success.

MOM (NAGAMESE)

Public Consultation, World Bank laga meeting DC Office or Conference hall te 23 January 2015 laga hoise. Meeting te DC, Power Dept. laga Executive Engineer Sikato Sahab aru Power dept. laga SDO JE, POWERGRID laga Sahab Khan aru 7 Village laga Chairman, Secretary aru GB vi thakise.

Meeting te DC Sahab sob Village laga manuh ke aha nimate besu thanks dise.

Power Dept. laga Sikato Sahab etu Project keneke hobo, kote jabo, sob manuh khi ke bujai dise. Tai enekhan vi koise je Tuensang pora 132KV Longleng te ahibo, aru tate 33 KV te Voltage Down hobo. 132 KV line aha time te manuh laga ghor aru ghas beya hole etu powergrid poisa dibo, Govt rate te. Etu Line hole Longleng laga manuh te besi develop hobole ase.

Sikato Sahab to Powergrid laga DGM ke ei Project laga kobole koise. DGM Sahab e Project nimate bhal kene bujai dise, aru koise je Project te WORLD BANK aru Govt. of India laga poisa dise.







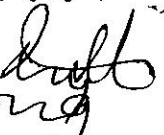

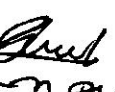






Tar pise Manager/NERPSIP Nagaland laga, Sutradhar Sahab e manuh khi ke Nagamese te pura Project tu besi bhal ke bujai dise. Manuh khi vi khus hoise.

Tar pise Sikato Sahab e GB, Village laga Chairman ke, kiba doubt hole hudibo dise.

Manuh khi ke uti kene amake besi thanks dise, aru koise je full cooperation dibo. Lagile amak Public laga problem hole vi help koribo, kintu manuh khi ke bisarise je kaam tu bhal kene hoi jabo lage

Tar pisata, manuh khi ke loi, Power Dept. officials aru Powergrid Laga officials e mili kene lunch korise.

ATTENDANCE FOR THE PUBLIC CONSULTANCY MEETING HELD AT LONGENG, NAGALAND
REGARDING THE NERPSIP PROGRAM, UNDER WORLD BANK ASSISTANCE ON 23/01/2015.

| <u>SL. No.</u> | <u>NAME</u> | <u>SIGNATURE</u> | <u>VILLAGE</u> |
|----------------|---|--|---|
| 1. | Civ. Kangto | v.c.c.  | Jimelong |
| 2. | K. Nangbu |  | Yangching |
| 3. | Khangyong |  | Pongo. |
| 4. | P. Asung. | v.c.c.  | Yangphang. |
| 5. | Metting | v.c.c.  | Pongo |
| 6. | N. Yongkai | v.c.c.  | Jakshi village |
| 7. | T. fang ong |  O.B | Pongo |
| 8. |  | | Pongo |
| 9. | A. Wamnanii |  | Horsingyi- |
| 10. | P. Manphong | - | Pongo. |
| 11. | H. Enyo |  | PONGO |
| 12. | K. pangji | H Beruk | PONGO |
| 13. | Ki Niamnyi | | PONGO |
| 14. | T. Bahadur |  | PONGO |
| 15. | H. R. Choudhary. |  | Y Mam Longkang G/S. |
| 16. | SHILU SPO (T) Dept. of Power |  | Powergrid, Guwalati. |
| 17. | Thungem |  | Dept. of Power, Mokokchung |
| 18. | Temjensoba |  | Dept of Power MKG. JE(E) Longkeng town |

**ATTENDANCE FOR THE PUBLIC CONSULTANCY MEETING HELD AT LONGENG, NAGALAND
REGARDING THE NERPSIP PROGRAM, UNDER WORLD BANK ASSISTANCE ON 23/01/2015.**

| <u>Sl. No.</u> | <u>NAME</u> | <u>SIGNATURE</u> | <u>VILLAGE</u> |
|----------------|--------------------|------------------|----------------|
| 19 | P Longeng, K... | | PA TO DC |
| 20 | Hinfak V.D.B. Olu | | Jongphang |
| 21 | HONGKOMA | HONGKOMA | PANGO |
| 22 | SHIKALO EE (TK) | Shikalo | |
| 23 | J BAROUAN | J. Ball | PACIL |
| 24 | Deep Sarhan | Deep Sarhan | PACIL |

PROJECT SUMMARY

DEPARTMENT OF POWER, GOVT. OF NAGALAND

In order to strengthen the power scenario of the North Eastern States including Nagaland, the Government of India with the financial assistance of the WORLD BANK, has formulated the **North Eastern Region Power System Improvement Project (NERPSIP)** which envisages construction of new power Sub-stations, Transmission & Distribution lines and simultaneously augmentation/expansion of the existing Sub-stations and Transmission lines. The NERPSIP in the state of Nagaland broadly aims at:-

- Load enhancement of the transmission and distribution network of Nagaland as well as reducing the transmission and distribution (T & D) loss.
- To adequately address the demand side management for ensuring adequate supply of electricity.

Department of Power, Govt. of Nagaland is the owner for the projects in the state of Nagaland under NERPSIP. Under the scope of NERPSIP, inter-alia, construction of **132 KV S/C (on D/C Tower) Tuensang---Longleng T/L and associated distribution line connecting to 33 KV Longleng Town S/** will be taken up by **POWERGRID** on behalf of **Dept. of Power, Nagaland** and will be handed over to the State after completion of the project. The construction of the above transmission line doesn't require any permanent land acquisition and the temporary damages caused will be adequately compensated. Adequate provision has been made in NERPSIP for payment of compensation to the project affected families for any damages caused during the project.

We hope that implementation of the North Eastern Power System Improvement Project (NERPSIP) in the state of Nagaland will definitely contribute in the socio-economic development of the state.



Department of Power, Govt. of Nagaland

Photographs of Public Consultation held at Longleng on 23.01.2015





ANNEXURE – 6
CONTENTS OF FEAR

**Table of Content for Final Environment Assessment Report (FEAR) for
Transmission and Distribution Project**

Section - I: Project Description: Brief description of the background, objective of the project, resultant benefit and scope of the work.

Section – II: Baseline Data: Description of the relevant physical, physiographical, and socio-economic condition of the project area including description of natural resources base like forest resources or any other environment sensitive areas like National Park sanctuary etc. along with description of climatic condition, population and other demographic features of the project area.

Section -III: Policy, Legal and Regulatory Framework: Description of the policy, Legal and Regulatory framework applicable to transmission project and the environmental requirement under which environment assessment has been carried out.

Section – IV: Major Features of Final Route & Environment Impact: Brief description of the environmental criteria for selection of route and major features of final route alignment, details of forest involvement including number of trees and species of the trees likely to be effected. The details of forest clearance and environmental impact matrix describing in brief the extent of impact of transmission line.

Section – V: Potential Environmental Impact, Evaluation and its Management: Description of the measures adopted and under implementation for identified impact due to project location, design, construction, O&M details of public consultation and its documentation, details of contractual conditions regarding safeguard issues under scope of contract for compliance and conclusion listing the category of the project based on the impact and analysis.

Section – VI: Monitoring and Organization Support Structure: Description of the monitoring plan, reporting pattern/frequency, external monitoring requirement/timing for potential environment & social issues with compliance status of Environment Management Plan (EMP) and organization support structure.

Enclosures:

- 1) Original Topo / GIS map with Final route marked
- 2) Public Consultation details like list of participants, photos etc.
- 3) Copy of Forest proposal and Compensatory Afforestation plan.
- 4) Forest approval letters
- 5) Tree, Crop & Tower footing compensation details
- 6) Contract conditions regarding safeguard issues.
- 7) Budget/Expenditure
- 8) Compliance details of safety checklist/measures

ANNEXURE – 7
ESTIMATED BUDGET

BUDGET ESTIMATE TOWARDS FOREST AND CROP/TREE/ TOWER FOOTING COMPENSATION

| | | |
|------------------------------|---|------------|
| Total 132 kV T/L length | - | 28.74 Kms. |
| Total 132 kV tower locations | - | 96 approx. |
| Total 33 kV D/L length | - | 7.94 Kms. |

A. Compensation

1 Forest - 0.00

2. Crop & Trees

- 132 kV T/L length in Private /Revenue land – 28.74 Kms.

- Voluntary Afforestation in the ratio of 1:3 for 132kV line-(28.74 km x1,00,000/-)= Rs. 28.74 lakhs

- 132 kV T/L length in Private /Revenue land – 28.74 Kms.

- Crop/tree compensation 132 kV line- (28.74 km x 5,00,000/-) = Rs. 143.70 lakhs

- 33 kV D/L length in Private /Revenue land – 7.94 Kms.

- Crop/tree compensation 33 kV line - (7.94 km x 50,000) = Rs. 3.97 lakhs

Sub Total (2) - Rs. 176.41 lakhs

3. Land compensation for tower footing

- Land compensation for 132 kV tower footing - (96 towers x10,000/-) = Rs. 9.60 lakhs

Sub Total (3) - Rs. 9.60 lakhs

B. Implementation Monitoring & Audit

i) Man-power involved for EMP implementation & Monitoring in entire route of Transmission lines & distribution line (36.68 km x Rs.10, 000/-) = Rs. 3.67 lakhs

ii) Independent Audit (LS) if needed = Rs. 5.00 lakhs

Sub Total (B) - Rs. 8.67 lakhs

Grand Total (A+B) = Rs. 194.68 lakhs