



West Africa Regional Fisheries Program SOP-C1 - Mauritania & Guinea (P126773)

AFRICA | Western Africa | Environment & Natural Resources Global Practice |
IBRD/IDA | Investment Project Financing | FY 2015 | Seq No: 3 | DRAFT | ISR22631 |

Implementing Agencies: Ministry of Fisheries and Maritime Economy, Ministry of Fisheries and Aquaculture

Key Dates

Key Project Dates

Bank Approval Date:16-Mar-2015

Effectiveness Date:24-Jun-2015

Planned Mid Term Review Date:29-Jan-2018

Actual Mid-Term Review Date:--

Original Closing Date:15-Dec-2020

Revised Closing Date:15-Dec-2020

Project Development Objectives

West Africa Regional Fisheries Program SOP-C1 - Mauritania & Guinea (P126773)

Project Development Objective (from Project Appraisal Document)

The development objective of this first phase of the West Africa Regional Fisheries Program SOP-C (formerly APL-C) is to strengthen governance and management of targeted fisheries and improve handling of landed catch at selected sites.

Has the Project Development Objective been changed since Board Approval of the Project Objective?

No

West Africa - Mauritania Fish. APL (P131327)

Global Environmental Objective (from Project Appraisal Document)

The Global Environmental objective of the WARFP SOP-C1 (formerly APL-C1) is the same as the PDO: to strengthen governance and management of targeted fisheries and improve handling of landed catch at selected sites.

Has the Global Environmental Objective been changed since Board Approval of the Project Objective?

No

Components

Name

Strengthening Good Governance and Sustainable Management of the Fisheries:(Cost \$10.40 M)

Reducing Illegal, Unreported and Unregulated Fishing:(Cost \$3.02 M)

Increasing Contribution of the Fish Resources to the Local Economy:(Cost \$9.48 M)



Project Management, Monitoring and Evaluation, and Regional Coordination:(Cost \$7.15 M)

Overall Ratings

Name	Previous Rating	Current Rating
Progress towards achievement of PDO	● Satisfactory	● Satisfactory
Progress towards achievement of GEO	● Satisfactory	● Satisfactory
Overall Implementation Progress (IP)	● Satisfactory	● Satisfactory
Overall Risk Rating	● Substantial	--

Implementation Status and Key Decisions

The project Financing Agreements were signed on April 14, 2015 for Guinea and on April 17, 2015 for Mauritania. The projects in Mauritania and Guinea became effective in June 2015 and November 2015, respectively. The first implementation support mission was conducted in Mauritania from October 1 to 9, 2015. The mission in Guinea will take place in February 2016.

In Mauritania, the launch workshop was attended by the Minister of Economic Affairs and Development (MAED), the President of the Nouadhibou Free Zone, the President of the Central Bank of Mauritania, and the Minister of Fisheries and Maritime Economy (MPEM). The presence of four minister-level dignitaries at the launch illustrates the importance the Government puts on the fisheries sector overall, and is a recognition of the value of the West Africa Regional Fisheries Program.

Risks

Systematic Operations Risk-rating Tool

Risk Category	Rating at Approval	Previous Rating	Current Rating
Political and Governance	● Substantial	● Substantial	--
Macroeconomic	● Moderate	● Moderate	--
Sector Strategies and Policies	● Substantial	● Substantial	--
Technical Design of Project or Program	● Moderate	● Moderate	--
Institutional Capacity for Implementation and Sustainability	● High	● High	--
Fiduciary	● High	● High	--
Environment and Social	● Moderate	● Moderate	--
Stakeholders	● Substantial	● Substantial	--
Other	● Substantial	● Substantial	--
Overall	● Substantial	● Substantial	--

Results



Project Development Objective Indicators

► Share of fisheries management data published regularly and made publicly accessible - GN (Percentage, Custom)

	Baseline	Actual (Previous)	Actual (Current)	End Target
Value	0.00	--	0.00	83.00
Date	01-Jul-2014	--	01-Dec-2015	15-Dec-2020

▲ Share of fisheries management data published regularly and made publicly accessible - MR (Percentage, Custom Breakdown)

	Baseline	Actual (Previous)	Actual (Current)	End Target
Value	0.00	0.00	0.00	83.00
Date	01-Jul-2014	01-Dec-2015	01-Dec-2015	15-Dec-2020

► Allocation of secure fishing rights in the small-scale segment in a participatory, transparent, and scientific manner - MR (Number, Custom)

	Baseline	Actual (Previous)	Actual (Current)	End Target
Value	0.00	--	0.00	3.00
Date	01-Jul-2014	--	01-Dec-2015	15-Dec-2020

► Number of fishing vessels operating in the exclusive economic zones should not exceed the ceiling established for each segment (disaggregated by country and by segment) - GN (Yes/No, Custom)

	Baseline	Actual (Previous)	Actual (Current)	End Target
Value	Y	--	Y	Y
Date	01-Jul-2014	--	12-Jun-2015	15-Dec-2020

▲ Number of fishing vessels operating in the exclusive economic zones should not exceed the ceiling established for each segment (disaggregated by country and by segment) - MR (Yes/No, Custom Breakdown)

	Baseline	Actual (Previous)	Actual (Current)	End Target
Value	Y	Y	Y	Y



Date	01-Jul-2014	01-Dec-2015	01-Dec-2015	15-Dec-2020
------	-------------	-------------	-------------	-------------

► Share of fishing vessels inspected by the national fisheries surveillance agency for compliance with national regulations - GN (Percentage, Custom)

	Baseline	Actual (Previous)	Actual (Current)	End Target
Value	25.00	25.00	25.00	80.00
Date	01-Jul-2014	12-Jun-2015	01-Dec-2015	15-Dec-2020

► Share of marketable volume of fish landed at selected fish landing sites - GN (Percentage, Custom)

	Baseline	Actual (Previous)	Actual (Current)	End Target
Value	0.00	--	0.00	70.00
Date	01-Jul-2014	--	01-Dec-2015	15-Dec-2020

▲ Share of marketable volume of fish landed at selected fish landing sites - MR (Percentage, Custom Breakdown)

	Baseline	Actual (Previous)	Actual (Current)	End Target
Value	0.00	0.00	0.00	90.00
Date	01-Jul-2014	12-Jun-2015	12-Jun-2015	15-Dec-2020

► Direct project beneficiaries (Number, Core)

	Baseline	Actual (Previous)	Actual (Current)	End Target
Value	0.00	--	0.00	445000.00
Date	01-Jul-2014	--	01-Dec-2015	15-Dec-2020



Female beneficiaries (Percentage, Core Supplement)

	Baseline	Actual (Previous)	Actual (Current)	End Target
Value	0.00	0.00	0.00	96.00

Female beneficiaries - MR (Percentage, Custom Breakdown)

	Baseline	Actual (Previous)	Actual (Current)	End Target
Value	0.00	0.00	0.00	30.00
Date	01-Jul-2014	01-Dec-2015	01-Dec-2015	15-Dec-2020

Female Beneficiaries - GN (Percentage, Custom Breakdown)

	Baseline	Actual (Previous)	Actual (Current)	End Target
Value	0.00	0.00	0.00	66000.00
Date	01-Jul-2014	01-Dec-2015	01-Dec-2015	15-Dec-2020

Direct project beneficiaries - MR (Number, Custom Breakdown)

	Baseline	Actual (Previous)	Actual (Current)	End Target
Value	0.00	--	0.00	255000.00
Date	01-Jul-2014	--	01-Dec-2015	15-Dec-2020

Direct project beneficiaries - GN (Number, Custom Breakdown)

	Baseline	Actual (Previous)	Actual (Current)	End Target
Value	0.00	0.00	0.00	190000.00
Date	01-Jul-2014	01-Dec-2015	01-Dec-2015	15-Dec-2020



Overall Comments

Global Environmental Objective Indicators

► Share of fisheries management data published regularly and made publicly accessible - MR (Percentage, Custom)

	Baseline	Actual (Previous)	Actual (Current)	End Target
Value	0.00	--	0.00	83.00
Date	01-Jul-2014	--	01-Dec-2015	15-Dec-2020

► Allocation of secure fishing rights in the small-scale segment in a participatory, transparent, and scientific manner - MR (Number, Custom)

	Baseline	Actual (Previous)	Actual (Current)	End Target
Value	0.00	0.00	0.00	3.00
Date	01-Jul-2014	01-Dec-2015	01-Dec-2015	15-Dec-2020

► Number of fishing vessels operating in the exclusive economic zones should not exceed the ceiling established for each segment - MR (Yes/No, Custom)

	Baseline	Actual (Previous)	Actual (Current)	End Target
Value	Y	--	Y	Y
Date	01-Jul-2014	--	01-Dec-2015	15-Dec-2020



► Share of marketable volume of fish landed at selected fish landing sites - MR (Percentage, Custom)

	Baseline	Actual (Previous)	Actual (Current)	End Target
Value	0.00	0.00	0.00	90.00
Date	01-Jul-2014	01-Dec-2015	01-Dec-2015	15-Dec-2020

Overall Comments

Intermediate Results Indicators

► Reliable fisheries management data regularly available - GN (Number, Custom)

	Baseline	Actual (Previous)	Actual (Current)	End Target
Value	0.00	0.00	0.00	5.00
Date	01-Jul-2014	01-Dec-2015	01-Dec-2015	15-Dec-2020

▲ Reliable fisheries management data regularly available - MR (Number, Custom Breakdown)

	Baseline	Actual (Previous)	Actual (Current)	End Target
Value	5.00	5.00	5.00	13.00
Date	01-Jul-2014	01-Dec-2015	01-Dec-2015	15-Dec-2020

► Share of fishing vessels registered (disaggregated by country and by segment) - GN (Percentage, Custom)

	Baseline	Actual (Previous)	Actual (Current)	End Target
Value	0.00	0.00	0.00	100.00
Date	01-Jul-2014	01-Dec-2015	01-Dec-2015	15-Dec-2020



▲ Share of fishing vessels registered (disaggregated by country and by segment) - MR (Percentage, Custom Breakdown)

	Baseline	Actual (Previous)	Actual (Current)	End Target
Value	0.00	--	0.00	90.00
Date	01-Jul-2014	--	01-Dec-2015	15-Dec-2020

▶ Proposal for institutional and functional reform submitted to Cabinet by Ministry of Fisheries - MR (Yes/No, Custom)

	Baseline	Actual (Previous)	Actual (Current)	End Target
Value	N	N	N	Y
Date	01-Jul-2014	01-Dec-2015	01-Dec-2015	15-Dec-2020

▶ Revised appropriate regulations integrating (i) access management and (ii) secure fishing rights submitted to Cabinet by Ministry of Fisheries - MR (Yes/No, Custom)

	Baseline	Actual (Previous)	Actual (Current)	End Target
Value	N	N	N	Y
Date	01-Jul-2014	01-Dec-2015	01-Dec-2015	15-Dec-2020

▶ Fisheries management plans developed - GN (Number, Custom)

	Baseline	Actual (Previous)	Actual (Current)	End Target
Value	0.00	--	0.00	1.00
Date	01-Jul-2014	--	01-Dec-2015	15-Dec-2020



▲ Fisheries management plans developed - MR (Number, Custom Breakdown)

	Baseline	Actual (Previous)	Actual (Current)	End Target
Value	0.00	0.00	0.00	3.00
Date	01-Jul-2014	01-Dec-2015	01-Dec-2015	15-Dec-2020

▶ Fisheries management data incorporated in the regional dashboard - GN (Number, Custom)

	Baseline	Actual (Previous)	Actual (Current)	End Target
Value	0.00	--	0.00	5.00
Date	01-Jul-2014	--	01-Dec-2015	15-Dec-2020

▲ Fisheries management data incorporated in the regional dashboard - MR (Number, Custom Breakdown)

	Baseline	Actual (Previous)	Actual (Current)	End Target
Value	0.00	0.00	0.00	9.00
Date	01-Jul-2014	01-Dec-2015	01-Dec-2015	15-Dec-2020

▶ Annual total allowable catch (TAC) in the octopus fishery is distributed in percentage to artisanal, coastal and industrial segments in a participatory, transparent, and scientific manner - MR (Percentage, Custom)

	Baseline	Actual (Previous)	Actual (Current)	End Target
Value	0.00	--	0.00	3.00
Date	01-Jul-2014	--	01-Dec-2015	15-Dec-2020



- Individual quotas in the octopus fishery are allocated in the industrial segments in a participatory, transparent, and scientific manner - MR (Percentage, Custom)

	Baseline	Actual (Previous)	Actual (Current)	End Target
Value	0.00	0.00	0.00	3.00
Date	01-Jul-2014	12-Jun-2015	01-Dec-2015	15-Dec-2020

- Monitoring, evaluation and surveillance reports of project activity implementation by an organization are regularly published - MR (Yes/No, Custom)

	Baseline	Actual (Previous)	Actual (Current)	End Target
Value	N	N	N	Y
Date	01-Jul-2014	01-Dec-2015	01-Dec-2015	15-Dec-2020

- Satellite-based surveillance system for industrial fishing vessels by the national fisheries surveillance agency is functional - GN (Hours, Custom)

	Baseline	Actual (Previous)	Actual (Current)	End Target
Value	8.00	--	8.00	24.00
Date	01-Jul-2014	--	01-Dec-2015	15-Dec-2020

- Surveillance patrol of industrial fishing vessels (number of days per year) - GN (Days, Custom)

	Baseline	Actual (Previous)	Actual (Current)	End Target
Value	80.00	80.00	80.00	200.00
Date	01-Jul-2014	01-Dec-2015	01-Dec-2015	15-Dec-2020



► Surveillance patrol of artisanal fishing boats - GN (Number, Custom)

	Baseline	Actual (Previous)	Actual (Current)	End Target
Value	0.00	--	0.00	96.00
Date	01-Jul-2014	--	01-Dec-2015	15-Dec-2020

► Integrated fish handling sites operational - GN (Number, Custom)

	Baseline	Actual (Previous)	Actual (Current)	End Target
Value	0.00	--	0.00	1.00
Date	01-Jul-2014	--	01-Dec-2015	15-Dec-2020




▾ Integrated fish handling sites operational - MR (Number, Custom Breakdown)

	Baseline	Actual (Previous)	Actual (Current)	End Target
Value	0.00	0.00	0.00	1.00
Date	01-Jul-2014	01-Dec-2015	01-Dec-2015	15-Dec-2020

Overall Comments

Data on Financial Performance

Disbursements (by loan)

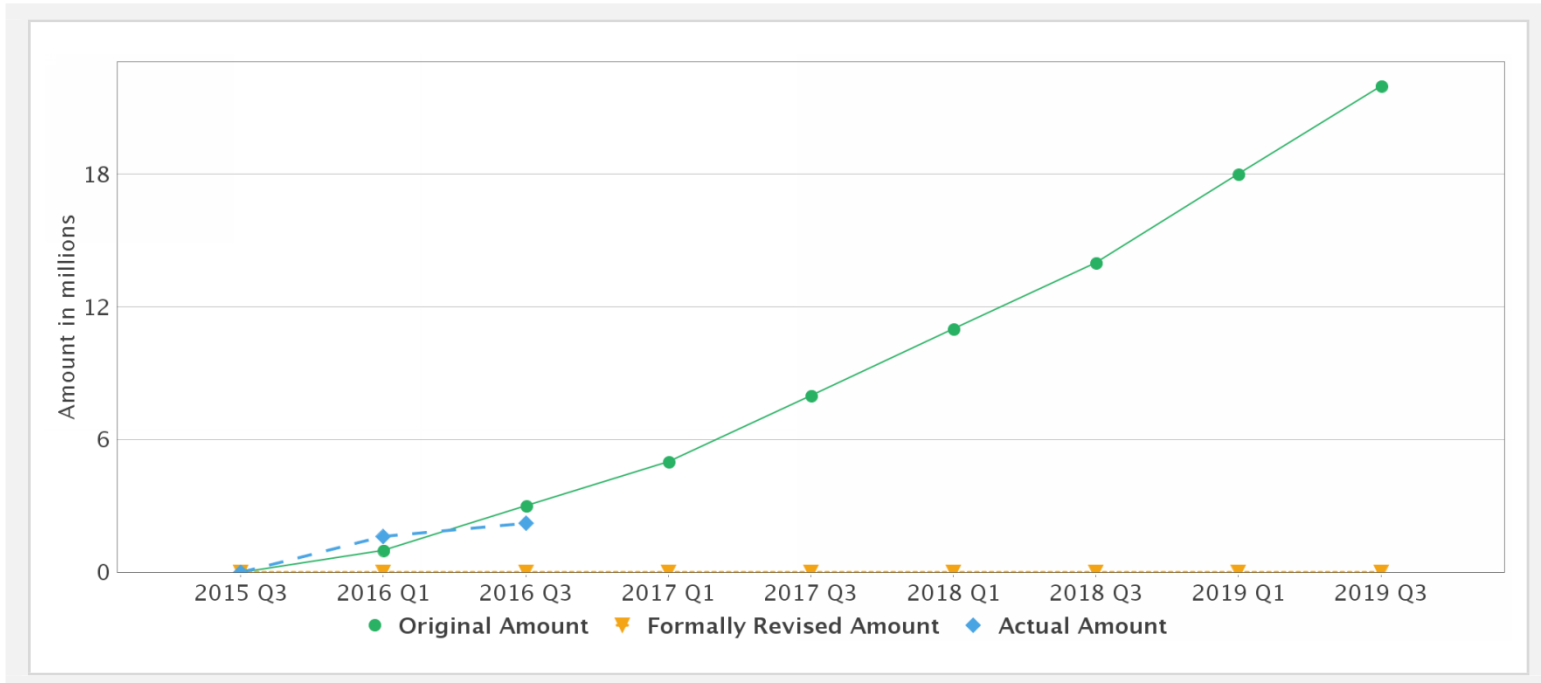
Project	Loan/Credit/TF	Status	Currency	Original	Revised	Cancelled	Disbursed	Undisbursed	Disbursed
P126773	IDA-D0390	Effective	USD	12.00	12.00	0.00	1.25	10.69	 10%
P126773	IDA-D0400	Effective	USD	10.00	10.00	0.00	0.38	9.51	 4%
P131327	TF-19089	Effective	USD	7.00	7.00	0.00	0.59	6.41	 8%

Key Dates (by loan)



Project	Loan/Credit/TF	Status	Approval Date	Signing Date	Effectiveness Date	Orig. Closing Date	Rev. Closing Date
P126773	IDA-D0390	Effective	16-Mar-2015	17-Apr-2015	24-Jun-2015	15-Dec-2020	15-Dec-2020
P126773	IDA-D0400	Effective	16-Mar-2015	14-Apr-2015	30-Nov-2015	15-Dec-2020	15-Dec-2020
P131327	TF-19089	Effective	16-Mar-2015	17-Apr-2015	17-Apr-2015	15-Dec-2020	15-Dec-2020

Cumulative Disbursements



Restructuring History

There has been no restructuring to date.

Related Project(s)

P131327-West Africa - Mauritania Fish. APL ,P156759-West Africa Region Fisheries Program AF Guinea, Sierra Leone & Liberia