



West Africa Regional Fisheries Program SOP-C1 - Mauritania & Guinea (P126773)

AFRICA | Western Africa | Environment & Natural Resources Global Practice |
IBRD/IDA | Investment Project Financing | FY 2015 | Seq No: 3 | ARCHIVED on 14-Jun-2016 | ISR22631 |

Implementing Agencies: Ministry of Fisheries and Maritime Economy, Ministry of Fisheries and Aquaculture

Key Dates

Key Project Dates

Bank Approval Date:16-Mar-2015

Effectiveness Date:24-Jun-2015

Planned Mid Term Review Date:29-Jan-2018

Actual Mid-Term Review Date:--

Original Closing Date:15-Dec-2020

Revised Closing Date:15-Dec-2020

Project Development Objectives

West Africa Regional Fisheries Program SOP-C1 - Mauritania & Guinea (P126773)

Project Development Objective (from Project Appraisal Document)

The development objective of this first phase of the West Africa Regional Fisheries Program SOP-C (formerly APL-C) is to strengthen governance and management of targeted fisheries and improve handling of landed catch at selected sites.

Has the Project Development Objective been changed since Board Approval of the Project Objective?

No

West Africa - Mauritania Fish. APL (P131327)

Global Environmental Objective (from Project Appraisal Document)

The Global Environmental objective of the WARFP SOP-C1 (formerly APL-C1) is the same as the PDO: to strengthen governance and management of targeted fisheries and improve handling of landed catch at selected sites.

Has the Global Environmental Objective been changed since Board Approval of the Project Objective?

No

Components

Name

Strengthening Good Governance and Sustainable Management of the Fisheries:(Cost \$10.40 M)

Reducing Illegal, Unreported and Unregulated Fishing:(Cost \$3.02 M)

Increasing Contribution of the Fish Resources to the Local Economy:(Cost \$9.48 M)



Project Management, Monitoring and Evaluation, and Regional Coordination:(Cost \$7.15 M)

Overall Ratings

Name	Previous Rating	Current Rating
Progress towards achievement of PDO	● Satisfactory	● Satisfactory
Progress towards achievement of GEO	● Satisfactory	● Satisfactory
Overall Implementation Progress (IP)	● Satisfactory	● Satisfactory
Overall Risk Rating	● Substantial	● Substantial

Implementation Status and Key Decisions

The second implementation support mission was conducted in Mauritania in May 9-17, 2016 and in Guinea in May 15-26, 2016. The overall progress towards achievement project objectives is Satisfactory in Mauritania and Moderately Satisfactory in Guinea, primarily due to slow implementation in the latter. In both countries, there is strong government ownership of the reforms required for stronger performance of the fishery sector. As the projects in both countries are still at an early stage of implementation (less than one year), the implementing agencies are fully up and running, and playing their coordination role.

Risks

Systematic Operations Risk-rating Tool

Risk Category	Rating at Approval	Previous Rating	Current Rating
Political and Governance	● Substantial	● Substantial	● Substantial
Macroeconomic	● Moderate	● Moderate	● Moderate
Sector Strategies and Policies	● Substantial	● Substantial	● Substantial
Technical Design of Project or Program	● Moderate	● Moderate	● Moderate
Institutional Capacity for Implementation and Sustainability	● High	● High	● High
Fiduciary	● High	● High	● High
Environment and Social	● Moderate	● Moderate	● Moderate
Stakeholders	● Substantial	● Substantial	● Substantial
Other	● Substantial	● Substantial	● Low
Overall	● Substantial	● Substantial	● Substantial



Results

Project Development Objective Indicators

► Share of fisheries management data published regularly and made publicly accessible - GN (Percentage, Custom)

	Baseline	Actual (Previous)	Actual (Current)	End Target
Value	0.00	--	0.00	83.00
Date	01-Jul-2014	--	08-Jun-2016	15-Dec-2020

Comments

Among the six indicators, (1)List of valid fishing licenses from all segments (monthly) and (2) Fees from licenses (every trimester) are available but only made publicly accessible in the local newspaper on June 4, 2016. It is expected to be kept publicly accessible. The actual percentage is kept 0% here until an annual independent third-party verification takes place.

▲ Share of fisheries management data published regularly and made publicly accessible - MR (Percentage, Custom Breakdown)

	Baseline	Actual (Previous)	Actual (Current)	End Target
Value	0.00	0.00	0.83	83.00
Date	01-Jul-2014	01-Dec-2015	01-Dec-2015	15-Dec-2020

► Allocation of secure fishing rights in the small-scale segment in a participatory, transparent, and scientific manner - MR (Number, Custom)

	Baseline	Actual (Previous)	Actual (Current)	End Target
Value	0.00	--	0.00	3.00
Date	01-Jul-2014	--	01-Dec-2015	15-Dec-2020

► Number of fishing vessels operating in the exclusive economic zones should not exceed the ceiling established for each segment (disaggregated by country and by segment) - GN (Yes/No, Custom)

	Baseline	Actual (Previous)	Actual (Current)	End Target
Value	Y	--	Y	Y
Date	01-Jul-2014	--	08-Jun-2016	15-Dec-2020



Comments

There are 38 industrial vessels with licenses operating in Guinea. This is lower than the ceiling of 85 vessels. For the artisanal canoes, there is not a statistical figure yet, so it is not clear if it is exceeding the ceiling of 10,000 canoes. The TOR for the canoe census is already cleared and supposed to start in July 2016.

▲ Number of fishing vessels operating in the exclusive economic zones should not exceed the ceiling established for each segment (disaggregated by country and by segment) - MR (Yes/No, Custom Breakdown)

	Baseline	Actual (Previous)	Actual (Current)	End Target
Value	Y	Y	Y	Y
Date	01-Jul-2014	01-Dec-2015	01-Dec-2015	15-Dec-2020

▶ Share of fishing vessels inspected by the national fisheries surveillance agency for compliance with national regulations - GN (Percentage, Custom)

	Baseline	Actual (Previous)	Actual (Current)	End Target
Value	25.00	25.00	26.30	80.00
Date	01-Jul-2014	12-Jun-2015	08-Jun-2016	15-Dec-2020

Comments

There are 38 vessels operating with licenses, and 10 vessels among them were inspected.

▶ Share of marketable volume of fish landed at selected fish landing sites - GN (Percentage, Custom)

	Baseline	Actual (Previous)	Actual (Current)	End Target
Value	0.00	--	0.00	70.00
Date	01-Jul-2014	--	08-Jun-2016	15-Dec-2020

Comments

The construction of the landing site has not started yet.

▲ Share of marketable volume of fish landed at selected fish landing sites - MR (Percentage, Custom Breakdown)



	Baseline	Actual (Previous)	Actual (Current)	End Target
Value	0.00	0.00	0.00	90.00
Date	01-Jul-2014	12-Jun-2015	12-Jun-2015	15-Dec-2020

► Direct project beneficiaries (Number, Core)

	Baseline	Actual (Previous)	Actual (Current)	End Target
Value	0.00	--	0.00	445000.00
Date	01-Jul-2014	--	08-Jun-2016	15-Dec-2020

▲ Female beneficiaries (Percentage, Core Supplement)

	Baseline	Actual (Previous)	Actual (Current)	End Target
Value	0.00	0.00	0.00	96.00

▷ Female beneficiaries - MR (Percentage, Custom Breakdown)

	Baseline	Actual (Previous)	Actual (Current)	End Target
Value	0.00	0.00	0.00	30.00
Date	01-Jul-2014	01-Dec-2015	01-Dec-2015	15-Dec-2020

▷ Female Beneficiaries - GN (Percentage, Custom Breakdown)

	Baseline	Actual (Previous)	Actual (Current)	End Target
Value	0.00	0.00	0.00	66000.00
Date	01-Jul-2014	01-Dec-2015	08-Jun-2016	15-Dec-2020



▲ Direct project beneficiaries - MR (Number, Custom Breakdown)

	Baseline	Actual (Previous)	Actual (Current)	End Target
Value	0.00	--	0.00	255000.00
Date	01-Jul-2014	--	01-Dec-2015	15-Dec-2020

▲ Direct project beneficiaries - GN (Number, Custom Breakdown)

	Baseline	Actual (Previous)	Actual (Current)	End Target
Value	0.00	0.00	0.00	190000.00
Date	01-Jul-2014	01-Dec-2015	01-Dec-2015	15-Dec-2020

Overall Comments

Mauritania: The project's M&E system has been established, but data collection is still not fully implemented and reported.

Global Environmental Objective Indicators

▶ Share of fisheries management data published regularly and made publicly accessible - MR (Percentage, Custom)

	Baseline	Actual (Previous)	Actual (Current)	End Target
Value	0.00	--	0.83	83.00
Date	01-Jul-2014	--	01-Dec-2015	15-Dec-2020

▶ Allocation of secure fishing rights in the small-scale segment in a participatory, transparent, and scientific manner - MR (Number, Custom)

	Baseline	Actual (Previous)	Actual (Current)	End Target
Value	0.00	0.00	0.00	3.00
Date	01-Jul-2014	01-Dec-2015	01-Dec-2015	15-Dec-2020



- Number of fishing vessels operating in the exclusive economic zones should not exceed the ceiling established for each segment - MR (Yes/No, Custom)

	Baseline	Actual (Previous)	Actual (Current)	End Target
Value	Y	--	Y	Y
Date	01-Jul-2014	--	01-Dec-2015	15-Dec-2020

- Share of marketable volume of fish landed at selected fish landing sites - MR (Percentage, Custom)

	Baseline	Actual (Previous)	Actual (Current)	End Target
Value	0.00	0.00	0.00	90.00
Date	01-Jul-2014	01-Dec-2015	01-Dec-2015	15-Dec-2020

Overall Comments

Intermediate Results Indicators

- Reliable fisheries management data regularly available - GN (Number, Custom)

	Baseline	Actual (Previous)	Actual (Current)	End Target
Value	0.00	0.00	0.00	5.00
Date	01-Jul-2014	01-Dec-2015	01-Dec-2015	15-Dec-2020

Comments

Among six indicators, (1) list of valid vessel licenses in industrial segment (monthly) and (2) fees from licenses (every trimester) are available. Until they are made publicly accessible, either through publishing in the newspaper or available in the internet website, this indicator is kept zero.



▲ Reliable fisheries management data regularly available - MR (Number, Custom Breakdown)

	Baseline	Actual (Previous)	Actual (Current)	End Target
Value	5.00	5.00	6.00	13.00
Date	01-Jul-2014	01-Dec-2015	16-May-2016	15-Dec-2020

▶ Share of fishing vessels registered (disaggregated by country and by segment) - GN (Percentage, Custom)

	Baseline	Actual (Previous)	Actual (Current)	End Target
Value	0.00	0.00	100.00	100.00
Date	01-Jul-2014	01-Dec-2015	08-Jun-2016	15-Dec-2020

Comments

This is 100% for Industrial segment, and 0% for Artisanal segment.

▲ Share of fishing vessels registered (disaggregated by country and by segment) - MR (Percentage, Custom Breakdown)

	Baseline	Actual (Previous)	Actual (Current)	End Target
Value	0.00	--	0.00	90.00
Date	01-Jul-2014	--	01-Dec-2015	15-Dec-2020

▶ Proposal for institutional and functional reform submitted to Cabinet by Ministry of Fisheries - MR (Yes/No, Custom)

	Baseline	Actual (Previous)	Actual (Current)	End Target
Value	N	N	N	Y
Date	01-Jul-2014	01-Dec-2015	01-Dec-2015	15-Dec-2020



► Revised appropriate regulations integrating (i) access management and (ii) secure fishing rights submitted to Cabinet by Ministry of Fisheries - MR (Yes/No, Custom)

	Baseline	Actual (Previous)	Actual (Current)	End Target
Value	N	N	Y	Y
Date	01-Jul-2014	01-Dec-2015	16-May-2016	15-Dec-2020

► Fisheries management plans developed - GN (Number, Custom)

	Baseline	Actual (Previous)	Actual (Current)	End Target
Value	0.00	--	0.00	1.00
Date	01-Jul-2014	--	08-Jun-2016	15-Dec-2020

▲ Fisheries management plans developed - MR (Number, Custom Breakdown)

	Baseline	Actual (Previous)	Actual (Current)	End Target
Value	0.00	0.00	0.00	3.00
Date	01-Jul-2014	01-Dec-2015	01-Dec-2015	15-Dec-2020

► Fisheries management data incorporated in the regional dashboard - GN (Number, Custom)

	Baseline	Actual (Previous)	Actual (Current)	End Target
Value	0.00	--	0.00	5.00
Date	01-Jul-2014	--	08-Jun-2016	15-Dec-2020



▲ Fisheries management data incorporated in the regional dashboard - MR (Number, Custom Breakdown)

	Baseline	Actual (Previous)	Actual (Current)	End Target
Value	0.00	0.00	0.00	9.00
Date	01-Jul-2014	01-Dec-2015	01-Dec-2015	15-Dec-2020

▶ Annual total allowable catch (TAC) in the octopus fishery is distributed in percentage to artisanal, coastal and industrial segments in a participatory, transparent, and scientific manner - MR (Percentage, Custom)

	Baseline	Actual (Previous)	Actual (Current)	End Target
Value	0.00	--	1.00	3.00
Date	01-Jul-2014	--	16-May-2016	15-Dec-2020

▶ Individual quotas in the octopus fishery are allocated in the industrial segments in a participatory, transparent, and scientific manner - MR (Percentage, Custom)

	Baseline	Actual (Previous)	Actual (Current)	End Target
Value	0.00	0.00	0.00	3.00
Date	01-Jul-2014	12-Jun-2015	01-Dec-2015	15-Dec-2020

▶ Monitoring, evaluation and surveillance reports of project activity implementation by an organization are regularly published - MR (Yes/No, Custom)

	Baseline	Actual (Previous)	Actual (Current)	End Target
Value	N	N	N	Y
Date	01-Jul-2014	01-Dec-2015	01-Dec-2015	15-Dec-2020



► Satellite-based surveillance system for industrial fishing vessels by the national fisheries surveillance agency is functional - GN (Hours, Custom)

	Baseline	Actual (Previous)	Actual (Current)	End Target
Value	8.00	--	24.00	24.00
Date	01-Jul-2014	--	08-Jun-2016	15-Dec-2020

Comments

Satellite-based surveillance system for industrial fishing vessels is functional 24hours/day.

► Surveillance patrol of industrial fishing vessels (number of days per year) - GN (Days, Custom)

	Baseline	Actual (Previous)	Actual (Current)	End Target
Value	80.00	80.00	8.00	200.00
Date	01-Jul-2014	01-Dec-2015	08-Jun-2016	15-Dec-2020

Comments

This is far below target, and the mission suggested to utilize project resources to conduct Monitoring, Control and Surveillance (MCS) activities and to also repair the patrol boat.

► Surveillance patrol of artisanal fishing boats - GN (Number, Custom)

	Baseline	Actual (Previous)	Actual (Current)	End Target
Value	0.00	--	0.00	96.00
Date	01-Jul-2014	--	08-Jun-2016	15-Dec-2020

► Integrated fish handling sites operational - GN (Number, Custom)

	Baseline	Actual (Previous)	Actual (Current)	End Target
Value	0.00	--	0.00	1.00
Date	01-Jul-2014	--	08-Jun-2016	15-Dec-2020







▲ Integrated fish handling sites operational - MR (Number, Custom Breakdown)

	Baseline	Actual (Previous)	Actual (Current)	End Target
Value	0.00	0.00	0.00	1.00
Date	01-Jul-2014	01-Dec-2015	01-Dec-2015	15-Dec-2020

Overall Comments

Data on Financial Performance

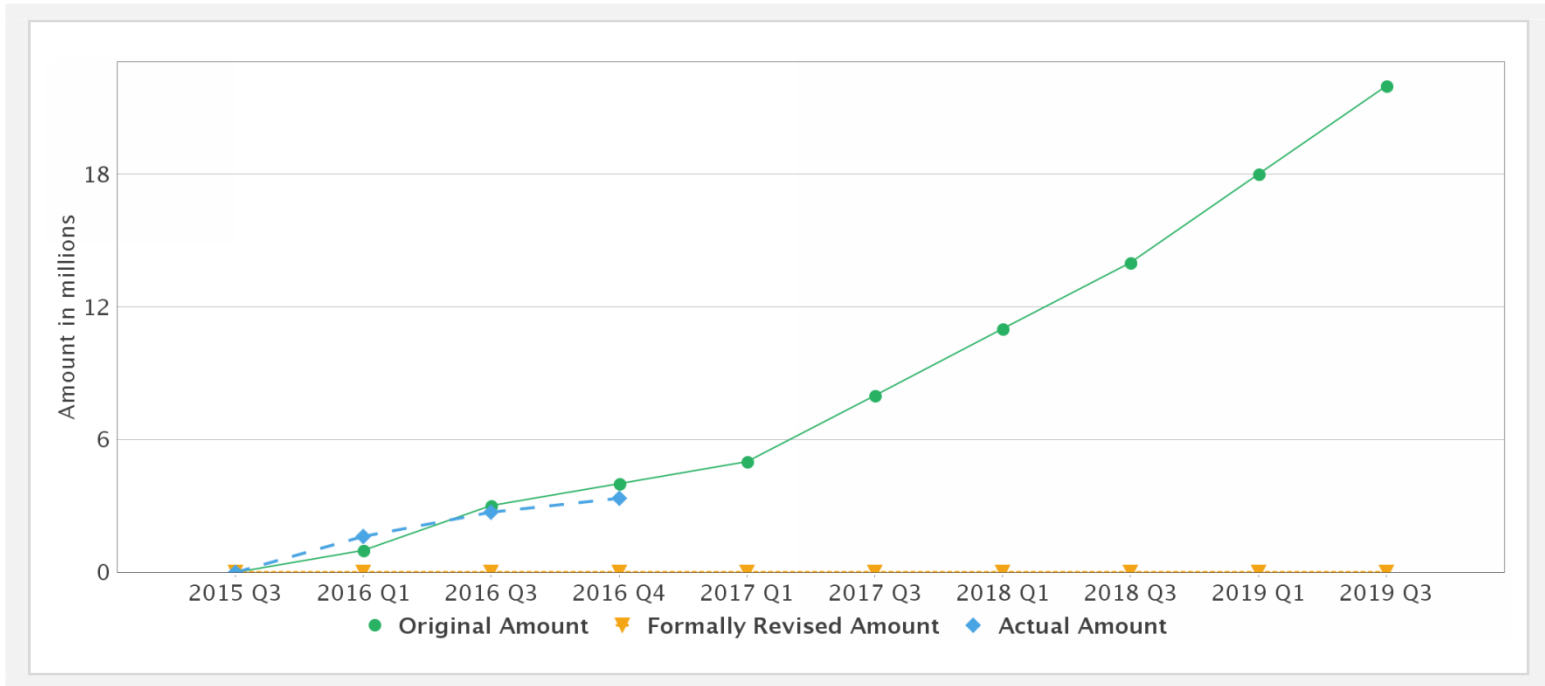
Disbursements (by loan)

Project	Loan/Credit/TF	Status	Currency	Original	Revised	Cancelled	Disbursed	Undisbursed	Disbursed
P126773	IDA-D0390	Effective	USD	12.00	12.00	0.00	1.54	10.62	 13%
P126773	IDA-D0400	Effective	USD	10.00	10.00	0.00	0.99	9.03	 10%
P126773	IDA-Q8090	Effective	USD	0.60	0.60	0.00	0.20	0.40	 33%
P131327	TF-19089	Effective	USD	7.00	7.00	0.00	0.81	6.19	 12%

Key Dates (by loan)

Project	Loan/Credit/TF	Status	Approval Date	Signing Date	Effectiveness Date	Orig. Closing Date	Rev. Closing Date
P126773	IDA-D0390	Effective	16-Mar-2015	17-Apr-2015	24-Jun-2015	15-Dec-2020	15-Dec-2020
P126773	IDA-D0400	Effective	16-Mar-2015	14-Apr-2015	30-Nov-2015	15-Dec-2020	15-Dec-2020
P126773	IDA-Q8090	Effective	13-Apr-2012	13-May-2012	13-May-2012	31-Jul-2013	31-Jul-2013
P131327	TF-19089	Effective	16-Mar-2015	17-Apr-2015	17-Apr-2015	15-Dec-2020	15-Dec-2020

Cumulative Disbursements



Restructuring History

There has been no restructuring to date.

Related Project(s)

P131327-West Africa - Mauritania Fish. APL ,P156759-West Africa Region Fisheries Program AF Guinea, Sierra Leone & Liberia