



Access to Sustainable Energy Project (P153268)

EAST ASIA AND PACIFIC | Philippines | Energy & Extractives Global Practice |
 Recipient Executed Activities | Investment Project Financing | FY 2016 | Seq No: 3 | ARCHIVED on 17-May-2017 | ISR27882 |

Implementing Agencies:

Key Dates

Key Project Dates

Bank Approval Date:28-Apr-2016

Effectiveness Date:16-Jun-2016

Planned Mid Term Review Date:31-Jan-2018

Actual Mid-Term Review Date:--

Original Closing Date:31-Jul-2019

Revised Closing Date:31-Jul-2019

Project Development Objectives

Project Development Objective (from Project Appraisal Document)

The Project Development Objective (PDO) is to increase household access to solar powered electricity within select electric cooperative service areas.

Has the Project Development Objective been changed since Board Approval of the Project Objective?

No

Components

Name

PV Mainstreaming:(Cost \$15.20 M)

Rural Network Solar:(Cost \$6.90 M)

Pre-Paid Metering:(Cost \$0.10 M)

Overall Ratings

Name	Previous Rating	Current Rating
Progress towards achievement of PDO	● Satisfactory	● Satisfactory
Overall Implementation Progress (IP)	● Satisfactory	● Satisfactory
Overall Risk Rating	● Moderate	● Moderate

Implementation Status and Key Decisions



The Project was declared effective on June 16, 2016. Based on the work carried out by the implementing agency LGUGC, the Project is progressing well and is on track to achieve its development objective.



Risks

Systematic Operations Risk-rating Tool

Risk Category	Rating at Approval	Previous Rating	Current Rating
Political and Governance	● Moderate	● Moderate	● Moderate
Macroeconomic	● Low	● Low	● Low
Sector Strategies and Policies	● Moderate	● Moderate	● Moderate
Technical Design of Project or Program	● Moderate	● Moderate	● Moderate
Institutional Capacity for Implementation and Sustainability	● Substantial	● Substantial	● Substantial
Fiduciary	● Moderate	● Moderate	● Moderate
Environment and Social	● Low	● Low	● Low
Stakeholders	● Moderate	● Moderate	● Moderate
Other	--	--	--
Overall	● Moderate	● Moderate	● Moderate

Results

Project Development Objective Indicators

► Generation Capacity of Renewable Energy (other than hydropower) constructed (Megawatt, Custom)

	Baseline	Actual (Previous)	Actual (Current)	End Target
Value	0.00	0.00	0.00	14.00
Date	01-Feb-2016	05-Dec-2016	28-Apr-2017	30-Sep-2019

▲ Generation Capacity of Renewable Energy constructed-Solar (Megawatt, Custom Breakdown)

	Baseline	Actual (Previous)	Actual (Current)	End Target
Value	0.00	0.00	0.00	14.00



Date	01-Feb-2016	05-Dec-2016	28-Apr-2017	30-Sep-2019
------	-------------	-------------	-------------	-------------

► People provided with access to electricity by hold connections-Other RE: Off-grid (Number, Custom)

	Baseline	Actual (Previous)	Actual (Current)	End Target
Value	0.00	0.00	0.00	40,500.00
Date	01-Feb-2016	05-Dec-2016	28-Apr-2017	30-Sep-2019

Overall Comments

There are no comments.

Intermediate Results Indicators

► Private Capital Mobilized (Amount(USD), Custom)

	Baseline	Actual (Previous)	Actual (Current)	End Target
Value	0.00	0.00	0.00	14,420,000.00
Date	01-Feb-2016	05-Dec-2016	28-Apr-2017	30-Sep-2019

► Villages where PV Mainstreaming is implemented with at least one public consultation held (Percentage, Custom)

	Baseline	Actual (Previous)	Actual (Current)	End Target
Value	0.00	50.00	50.00	100.00
Date	01-Feb-2016	05-Dec-2016	28-Apr-2017	30-Sep-2019



► Solar home systems installed (Number, Custom)

	Baseline	Actual (Previous)	Actual (Current)	End Target
Value	0.00	0.00	0.00	40,500.00
Date	01-Feb-2016	05-Dec-2016	28-Apr-2017	30-Sep-2019

► Direct project beneficiaries (Number, Custom)

	Baseline	Actual (Previous)	Actual (Current)	End Target
Value	0.00	0.00	0.00	207,500.00
Date	01-Feb-2016	05-Dec-2016	28-Apr-2017	30-Sep-2019

▲ Female beneficiaries (Percentage, Custom Supplement)

	Baseline	Actual (Previous)	Actual (Current)	End Target
Value	0.00	0.00	0.00	103,750.00

► Pre-Paid Meters Installed Under Pilot (Number, Custom)

	Baseline	Actual (Previous)	Actual (Current)	End Target
Value	0.00	0.00	0.00	1,000.00
Date	01-Feb-2016	05-Dec-2016	28-Apr-2017	30-Sep-2019



▶ Estimated GHG emission reduction compared to a business-as-usual baseline (Metric ton, Custom)



	Baseline	Actual (Previous)	Actual (Current)	End Target
Value	0.00	0.00	0.00	0.50
Date	01-Feb-2016	05-Dec-2016	28-Apr-2017	30-Sep-2019

Overall Comments

There are no comments.

Data on Financial Performance

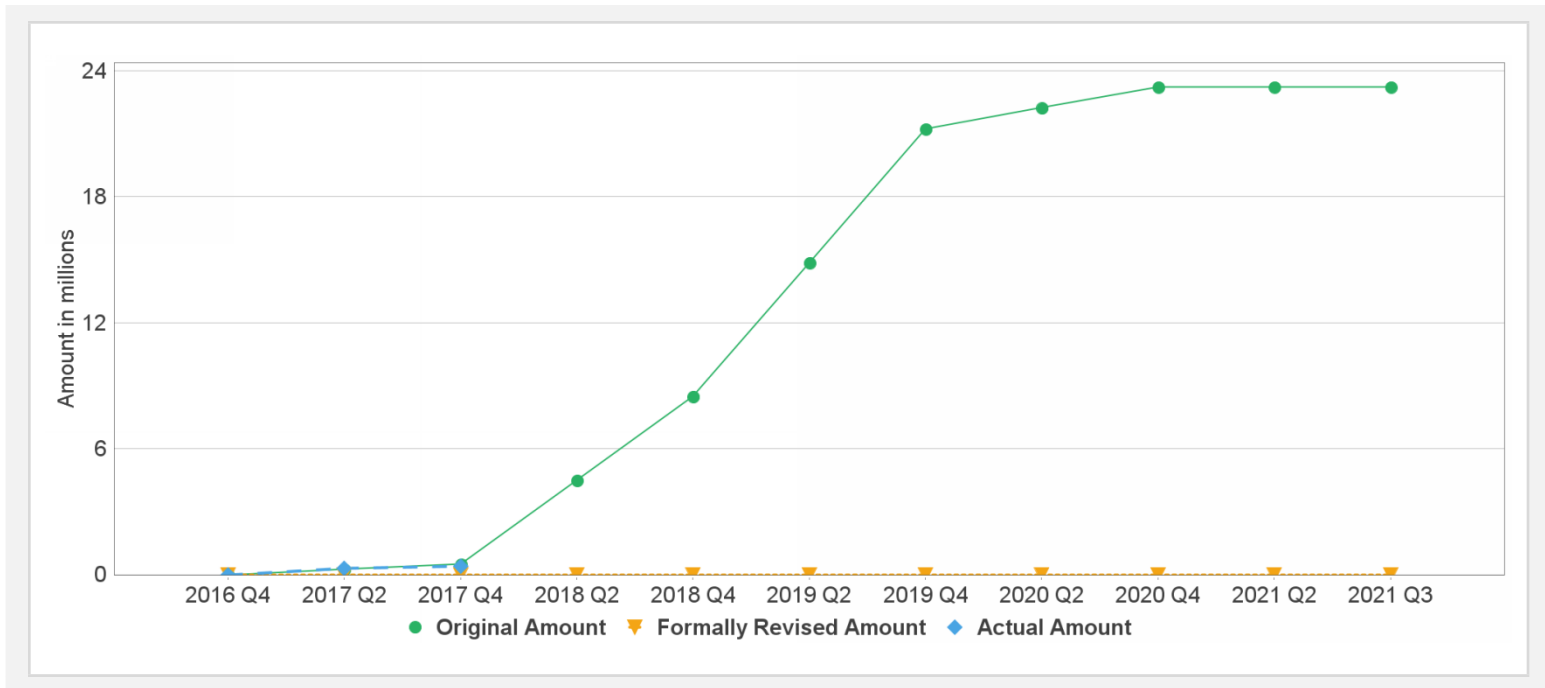
Disbursements (by loan)

Project	Loan/Credit/TF	Status	Currency	Original	Revised	Cancelled	Disbursed	Undisbursed	Disbursed
P153268	TF-A2379	Effective	USD	19.32	19.32	0.00	0.15	19.18	 1%
P153268	TF-A2497	Effective	USD	3.00	3.00	0.00	0.24	2.76	 8%

Key Dates (by loan)

Project	Loan/Credit/TF	Status	Approval Date	Signing Date	Effectiveness Date	Orig. Closing Date	Rev. Closing Date
P153268	TF-A2379	Effective	28-Apr-2016	14-Jun-2016	16-Jun-2016	31-Jul-2019	31-Jul-2019
P153268	TF-A2497	Effective	28-Apr-2016	14-Jun-2016	16-Jun-2016	30-Jun-2018	30-Jun-2018

Cumulative Disbursements



Restructuring History

There has been no restructuring to date.

Related Project(s)

There are no related projects.