







Results Matrix

Outcomes

Outcome:	1 Support the modernization of Guatemala's public financial management (PFM) practices with a focus on the quality of public spending										
Indicators	Flags*	Unit of Measure	Baseline	Baseline Year	Means of verification		2025	2026	2027	2028	EOP
1.1 Set of indicators designed to improve the quality of spending in Public Financial Management (PFM)		#	0.00	2024	Final Report	P	0.00	0.00	0.00	1.00	
						P(a)	0.00	0.00	0.00	1.00	
						A					



Outputs: Annual Physical and Financial Progress

1 Strengthening institutional capacities to improve data accuracy						Physical Progress					Financial Progress									
Outputs	Output Description	Unit of Measure	Baseline	Baseline Year	Means of verification		2025	2026	2027	2028	EOP		2025	2026	2027	2028	EOP	Theme	Fund	Flags
1.1 Diagnostics and assessments completed	Identify the current status and needs for measuring the quality of spending in public financial management in Guatemala	Diagnostics (#)	0	2025	Consultancy reports	P	0	1	0	0	1	P	0	30000	0	0	30000	Institutional Development	W2C	
						P(a)	0	1	0	0	1	P(a)	0	30000	0	0	30000			
						A						A								
1.2 Action plans designed	Action plan to achieve better inter-institutional coordination and establish monitoring mechanisms for the quality of public	Action Plans (#)	0	2025	Action Plan	P	0	0	1	0	1	P	0	0	30000	0	30000	Institutional Development	W2C	
						P(a)	0	0	1	0	1	P(a)	0	0	30000	0	30000			
						A						A								
1.3 Training workshops delivered	Communication and dissemination activities within the framework of technical assistance	Workshops (#)	0	2025	Agenda, presentations, and participants list	P	0	1	1	0	2	P	0	10000	10000	0	20000	Institutional Development	W2C	
						P(a)	0	1	1	0	2	P(a)	0	10000	10000	0	20000			
						A						A								
2 Development of Public Financial Management indicators and tools						Physical Progress					Financial Progress									
Outputs	Output Description	Unit of Measure	Baseline	Baseline Year	Means of verification		2025	2026	2027	2028	EOP		2025	2026	2027	2028	EOP	Theme	Fund	Flags
2.1 Methodologies designed/strengthened	Design of a measurement methodology and set of indicators in Guatemala	Methodologies (#)	0	2025	Consultancy reports	P	0	1	0	0	1	P	0	35000	0	0	35000	Institutional Development	W2C	
						P(a)	0	1	0	0	1	P(a)	0	35000	0	0	35000			
						A						A								
2.2 Tools designed/strengthened	Design of a dashboard for viewing and monitoring public expenditure indicators in Guatemala.	Tools (#)	0	2025	Consultancy Reports	P	0	0	1	0	1	P	0	0	35000	0	35000	Institutional Development	W2C	
						P(a)	0	0	1	0	1	P(a)	0	0	35000	0	35000			
						A						A								

Other Cost

Total Cost

	2025	2026	2027	2028	Total Cost
P		\$75,000.00	\$75,000.00		\$150,000.00
P(a)		\$75,000.00	\$75,000.00		\$150,000.00
A					