








Results Matrix

Outcomes

Outcome:	1 Primary Health Care is strengthened in prioritized Health Networks across Bolivia										
Indicators	Flags*	Unit of Measure	Baseline	Baseline Year	Means of verification		2025	2026	2027	2028	EOP
1.1 Strengthened Health Networks		Reports (#)	0.00	2025	Consultant report	P	0.00	0.00	0.00	1.00	1.00
						P(a)	0.00	0.00	0.00	1.00	1.00
						A					

 CRF Indicator

Outputs: Annual Physical and Financial Progress

1 Strengthening the demand for prevention and health promotion services for priority populations						Physical Progress						Financial Progress						Theme	Fund	Flags
Outputs	Output Description	Unit of Measure	Baseline	Baseline Year	Means of verification	2025	2026	2027	2028	EOP	2025	2026	2027	2028	EOP					
1.1 Methodologies designed/strengthened	Design an information collection tool to obtain key data from patients and health professionals.	Methodologies (#)	0	2025	Consultant report	P	0	1	0	0	1	P	0	15000	0	0	15000	Social Development	W2E	
						P(a)	0	1	0	0	1	P(a)	0	15000	0	0	15000			
						A	0				0	A	0				0			
1.2 Diagnostics and assessments completed	Evaluate the technological resources available in the selected health facilities and analyze their needs to strengthen them.	Diagnostics (#)	0	2025	Consultant report	P	0	1	0	0	1	P	0	60000	0	0	60000	Social Development	W2E	
						P(a)	0	1	0	0	1	P(a)	0	60000	0	0	60000			
						A	0				0	A	0				0			
1.3 Operational manuals developed	Strengthen virtual care protocols, promoting a preventive and personalized approach in the treatment of patients.	Manuals (#)	0	2025	Consultant report	P	0	0	1	0	1	P	0	0	25000	0	25000	Social Development	W2E	
						P(a)	0	0	1	0	1	P(a)	0	0	25000	0	25000			
						A	0				0	A	0				0			
2 Training plan in Primary Health Care for municipal management teams and first level health facility staff						Physical Progress						Financial Progress								
Outputs	Output Description	Unit of Measure	Baseline	Baseline Year	Means of verification	2025	2026	2027	2028	EOP	2025	2026	2027	2028	EOP	Theme	Fund	Flags		
2.1 Tools designed/strengthened	Develop assessment tools to identify gaps in the knowledge and skills of health professionals.	Tools (#)	0	2025	Consultant report	P	0	1	0	0	1	P	0	15000	0	0	15000	Social Development	W2E	
						P(a)	0	1	0	0	1	P(a)	0	15000	0	0	15000			
						A	0				0	A	0				0			
2.2 Training Products		Programs (#)	0	2025	Consultant report	P	0	1	0	0	1	P	0	50000	0	0	50000	Social Development	W2E	
						P(a)	0	1	0	0	1	P(a)	0	50000	0	0	50000			
						A	0				0	A	0				0			
3 Strengthening of Network Managements						Physical Progress						Financial Progress								
Outputs	Output Description	Unit of Measure	Baseline	Baseline Year	Means of verification	2025	2026	2027	2028	EOP	2025	2026	2027	2028	EOP	Theme	Fund	Flags		
3.1 Diagnostics and assessments completed	Gap analysis of knowledge and technical skills gaps of health personnel in the prioritized health networks.	Diagnostics (#)	0	2025	Consultant report	P	0	1	0	0	1	P	0	15000	0	0	15000	Social Development	W2E	
						P(a)	0	1	0	0	1	P(a)	0	15000	0	0	15000			
						A	0				0	A	0				0			
3.2 Operational manuals developed	Manual for the analysis, interpretation, and generation of data-based recommendations to strengthen decision-making.	Manuals (#)	0	2025	Consultant report	P	0	1	0	0	1	P	0	35000	0	0	35000	Social Development	W2E	
						P(a)	0	1	0	0	1	P(a)	0	35000	0	0	35000			
						A	0				0	A	0				0			
4 Coordination and monitoring						Physical Progress						Financial Progress								
Outputs	Output Description	Unit of Measure	Baseline	Baseline Year	Means of verification	2025	2026	2027	2028	EOP	2025	2026	2027	2028	EOP	Theme	Fund	Flags		
4.1 Supervision reports completed	Monitoring consultant	Reports (#)	0	2025	Reports	P	0	0	1	0	1	P	0	20000	15000	0	35000	Social Development	W2E	
						P(a)	0	0	1	0	1	P(a)	0	20000	15000	0	35000			
						A	0				0	A	0				0			

Other Cost

Total Cost

 CRF Indicator

 Standard Output Indicator

	2025	2026	2027	2028	Total Cost
P		\$210,000.00	\$40,000.00		\$250,000.00
P(a)		\$210,000.00	\$40,000.00		\$250,000.00
A					