





Results Matrix

Outcomes

Outcome:	1 Promote the recognition of labor competencies of the Venezuelan migrant population, supporting the process of her education degrees of the Venezuelan population residing in Colombia.						
Indicators	Flags*	Unit of Measure	Baseline	Baseline Year	Means of verification	EOP	
1.1 Processes for the recognition of higher education degrees implemented		Procedures	0.00	2021	Consultancy report	P	1.00
						P(a)	
						A	
Outcome:	2 Support information management by strengthening the mechanisms for planning the response to migratory flows f the Migration Statistics Bureau.						
Indicators	Flags*	Unit of Measure	Baseline	Baseline Year	Means of verification	EOP	
2.1 Information management tools to meet the challenges of dealing with migratory flows, for decision making,		Report	0.00	2021	Beneficiaries report	P	1.00
						P(a)	
						A	

 CRF Indicator

Outputs: Annual Physical and Financial Progress

1 Strengthening of statistical production and management capacities on migration.						Physical Progress			Financial Progress							
Outputs	Output Description	Unit of Measure	Baseline	Baseline Year	Means of verification	2022	2023	EOP	2022	2023	EOP	Theme	Fund	Flags		
1.1 Diagnostics and assessments completed	Develop an analysis on transnational families based on the Statistical Base Population Registry with migration module within the	Diagnostics (#)	0	2021	consultancy report	P	2	2	4	P	40000	35000	75000	Migration	W2E	
						P(a)	0	0	0	P(a)	0	0	0			
						A				A						
1.2 Surveys conducted	Characterization of the Venezuelan migrant population for the design, monitoring and evaluation of public policies	Surveys (#)	0	2021	consultancy report	P	2	1	3	P	80000	40000	120000	Social Development	W2E	
						P(a)	0	0	0	P(a)	0	0	0			
						A				A						
2 Support for the process of validation of professional degrees and enrollment of elementary and high school students.						Physical Progress			Financial Progress							
Outputs	Output Description	Unit of Measure	Baseline	Baseline Year	Means of verification	2022	2023	EOP	2022	2023	EOP	Theme	Fund	Flags		
2.1 Action plans implemented	Consulting services to support the Ministry of National Education action plan to validate higher education degrees of the	Action Plans (#)	0	2021	consultancy report	P	1	1	2	P	40000	40000	80000	Social Development	W2E	
						P(a)	0	0	0	P(a)	0	0	0			
						A				A						
3 Strengthening the country's planning mechanisms						Physical Progress			Financial Progress							
Outputs	Output Description	Unit of Measure	Baseline	Baseline Year	Means of verification	2022	2023	EOP	2022	2023	EOP	Theme	Fund	Flags		
3.1 Diagnostics and assessments completed	Consulting activities to support the Government in strengthening the Medium-Term Fiscal Framework, tracking	Diagnostics (#)	0	2021	consultancy report	P	1	0	1	P	15000	0	15000	Migration	W2E	
						P(a)	0	0	0	P(a)	0	0	0			
						A				A						

Other Cost

Total Cost

	2022	2023	Total Cost
P	\$175,000.00	\$115,000.00	\$290,000.00
P(a)			
A			

 CRF Indicator  Standard Output Indicator