










Results Matrix

Outcomes

Outcome:	1 Enhanced Results-based Management of the KTF Portfolio	
Outcome:	2 Strengthened Evidence for Performance Evaluation, Strategic Alignment, and Impact Orientation of the	



Outputs: Annual Physical and Financial Progress

1 Conducting the Independent External Evaluation						Physical Progress						Financial Progress						Theme	Fund	Flags
Outputs	Output Description	Unit of Measure	Baseline	Baseline Year	Means of verification	2025	2026	2027	2028	EOP	2025	2026	2027	2028	EOP					
1.1 Non-experimental impact evaluation (ex-ante or ex-post) performed	KTF Performance Evaluation Report	Evaluation Final Report (#)	0	2025	Final Evaluation Report	P	0	2	0	0	2	P	0	150000	0	0	150000	Institutional Development	KPK	
						P(a)	0	2	0	0	2	P(a)	0	150000	0	0	150000			
						A						A								
1.2 Strategies designed	KTF Financing/Operational/ Evaluation Strategies embedded in the KTF Performance Evaluation Report	Strategies (#)	0	2025	Final Evaluation Report including KTF Financing/Operational/ Evaluation Strategies	P	0	1	0	0	1	P	0	50000	0	0	50000	Institutional Development	KPK	
						P(a)	0	1	0	0	1	P(a)	0	50000	0	0	50000			
						A						A								
1.3 Workshops organized	Workshop with the Donor for Reporting of Results	Workshops (#)	0	2025	Workshops (Presentations, Agendas)	P	0	1	0	0	1	P	0	50000	0	0	50000	Institutional Development	KPK	
						P(a)	0	1	0	0	1	P(a)	0	50000	0	0	50000			
						A						A								
2 Supporting the Results-based Management of the KTFs and KTF-Financed Operations						Physical Progress						Financial Progress						Theme	Fund	Flags
Outputs	Output Description	Unit of Measure	Baseline	Baseline Year	Means of verification	2025	2026	2027	2028	EOP	2025	2026	2027	2028	EOP					
2.1 Monitoring and Evaluation Plan developed	KTF Performance Monitoring & Evaluation Plan	Plans (#)	0	2025	Monitoring and Evaluation Plans	P	0	1	0	0	1	P	0	50000	0	0	50000	Institutional Development	KPK	
						P(a)	0	1	0	0	1	P(a)	0	50000	0	0	50000			
						A						A								
2.2 Monitoring and evaluation systems implemented	KTF Performance Monitoring & Evaluation Systems	M&E systems (#)	0	2025	Monitoring and Evaluation System Manual Presented to the Donor	P	0	1	1	0	2	P	0	30000	30000	0	60000	Institutional Development	KPK	
						P(a)	0	1	1	0	2	P(a)	0	30000	30000	0	60000			
						A	0				0	A								
2.3 New databases created	KTF Project- and Fund-Level Performance Database	Databases (#)	0	2025	KTF Project- and Fund-Level Performance Database	P	0	1	0	0	1	P	0	20000	20000	20000	60000	Institutional Development	KPK	
						P(a)	0	1	0	0	1	P(a)	0	20000	20000	20000	60000			
						A						A	0				0			
2.4 Presentations delivered	Interim and Final Evaluation Report Presentations to the Donor	Presentations (#)	0	2025	Presentation Materials	P	0	2	2	0	4	P	0	7500	7500	0	15000	Institutional Development	KPK	
						P(a)	0	2	2	0	4	P(a)	0	7500	7500	0	15000			
						A						A								
2.5 Annual reports published	KTF Annual Donor Report with Findings and Recommendations from the Final Evaluation Report	Reports (#)	0	2025	Annual Reports with Findings and Recommendations from Final Evaluation Report	P	0	1	1	1	3	P	0	5000	5000	5000	15000	Institutional Development	KPK	
						P(a)	0	1	1	1	3	P(a)	0	5000	5000	5000	15000			
						A						A								

Other Cost

Total Cost

	2025	2026	2027	2028	Total Cost
P		\$362,500.00	\$62,500.00	\$25,000.00	\$450,000.00
P(a)		\$362,500.00	\$62,500.00	\$25,000.00	\$450,000.00
A					