



Improving Community and Family Health Care Services Project (P106870)

LATIN AMERICA AND CARIBBEAN | Nicaragua | Health, Nutrition & Population Global Practice |
IBRD/IDA | Specific Investment Loan | FY 2011 | Seq No: 9 | ARCHIVED on 26-Aug-2015 | ISR20442 |

Implementing Agencies:

Key Dates

Key Project Dates

Board Approval date:07-Dec-2010

Effectiveness Date:04-Apr-2011

Planned Mid Term Review Date:24-Sep-2013

Actual Mid-Term Review Date:30-Sep-2013

Original Closing Date:30-Sep-2015

Revised Closing Date:29-Jan-2016

Project Development Objectives

Project Development Objective (from Project Appraisal Document)

The objectives of the Project are to: (i) improve the access to, and the quality of, preventive and promotion health and nutrition services among poor and vulnerable populations in Nicaragua; (ii) strengthen the operational capacity of Nicaragua MoH through the rehabilitation of health centers; and (iii) ensure financial support in case of a public health emergency.

Has the Project Development Objective been changed since Board Approval of the Project Objective?

No

Components

Name

Component 1: Expansion of Coverage of Health Services:(Cost \$9.00 M)

Component 2.1: Institutional Strengthening of Ministry of Health, Rehabilitation of Health Care Networks and Contingent Financing:(Cost \$7.00 M)

Component 2.2. Creation of a Contingency Fund for a Public Health Emergency:(Cost \$2.00 M)

Component 3. Strengthening of MoHs Capacity to Administer, Supervise and Evaluate the Implementation of Health Services:(Cost \$2.00 M)

Component 2.3. : Institutional Strengthening, activities contributing to the attainment of the MDG5:(Cost \$2.20 M)

Overall Ratings

Name	Previous Rating	Current Rating
Progress towards achievement of PDO	● Satisfactory	● Satisfactory
Overall Implementation Progress (IP)	● Satisfactory	● Satisfactory



Overall Risk Rating

--

● Low

Implementation Status and Key Decisions

The Nicaragua Improving Community and Family Health Care Services Project was approved by the Board on December 7, 2010 and became effective on April 4, 2011. As of August 06, 2015 the Project has disbursed US\$20.5 million (64% of the IDA credits and grant). Following the results of the remaining technical audits, it is expected that the Project will disburse an additional US\$2.9 million in capitated payments and the arrival of equipment will trigger the remaining funds. The Project is expected to reach 100% disbursement by its closing date in January 2016.

The Project is progressing well towards achieving its Project Development Objectives of improving the access and quality of preventive and promotion of health and nutrition services among poor and vulnerable population; and strengthening the operational capacity of the Ministry of Health. The Project result indicators are expected to be achieved by the end of Project.



Risks



Systematic Operations Risk-rating Tool

Risk Category	Rating at Approval	Previous Rating	Current Rating
Political and Governance	--	--	● Moderate
Macroeconomic	--	--	● Low
Sector Strategies and Policies	--	--	● Low
Technical Design of Project or Program	--	--	● Low
Institutional Capacity for Implementation and Sustainability	--	--	● Moderate
Fiduciary	--	--	● Moderate
Environment and Social	--	--	● Low
Stakeholders	--	--	● Low
Other	--	--	--
Overall	--	--	● Low

Results

Project Development Objective Indicators

► Percentage increase in the provision of first time consultations during the year (Text, Custom)

	Baseline	Actual (Previous)	Actual (Current)	End Target
Value	P 13% AF1 5% AF 2 14%	P 27% AF1 26% AF2 28%	P 27% AF1 26% AF2 28%	P 20% AF1 9% AF2 18%
Date	30-Dec-2011	15-Jan-2015	15-Jan-2015	30-Sep-2015

► Percentage increase in the provision of follow-up health consultations provided during the year for each health facility. (Text, Custom)

	Baseline	Actual (Previous)	Actual (Current)	End Target
Value	P 22% AF1 23% AF2 47%	P 32% AF1 32% AF2 32%	P 32% AF1 32% AF2 32%	P 30% AF3 32% AF4 51%
Date	30-Dec-2011	15-Jan-2015	15-Jan-2015	30-Sep-2015

► Percentage of Pregnancy among adolescent women in the municipalities (Text, Custom)



Value	P 27.5% AF 26%	P 26% AF 25%	P 26% AF 25%	P 27% AF 25%
Date	30-Dec-2011	15-Jan-2015	15-Jan-2015	30-Sep-2015

Overall Comments

New assesment of the indicators is taking place this month. It will be possible to update them by the end of october.

Intermediate Results Indicators

- Percentage of Municipal Agreements with the municipal health networks evaluated on an annual basis by the MoH that are in conformity with an external audit (Text, Custom)

	Baseline	Actual (Previous)	Actual (Current)	End Target
Value	P 0% AF 0%	--	--	P 85% AF 75%
Date	02-Nov-2010	--	--	30-Sep-2015

- Percentage of Municipal Agreements with the municipal health networks that have achieved at least 7 of 10 of the performance goals (Text, Custom)

	Baseline	Actual (Previous)	Actual (Current)	End Target
Value	P 0% AF 0%	P 25% AF 32%	P 25% AF 32%	P 85% AF 75%
Date	02-Nov-2010	15-Jan-2015	15-Jan-2015	30-Sep-2015

- Percentage of Municipal Agreements evaluated satisfactory by the social consultations (Text, Custom)

	Baseline	Actual (Previous)	Actual (Current)	End Target
Value	P 0% AF 0%	P 100% AF 100%	P 100% AF 100%	P 85% AF 75%
Date	--	15-Jan-2015	15-Jan-2015	30-Sep-2015



► At least 3 hospitals implement the hospital waste management plan satisfactory. (Text, Custom)

	Baseline	Actual (Previous)	Actual (Current)	End Target
Value	P 0	P 1	P 1	P 3
Date	02-Nov-2010	15-Jan-2015	15-Jan-2015	30-Sep-2015

► Percentage of pregnant women receiving four prenatal checkups in targeted municipal health networks (Text, Custom)

	Baseline	Actual (Previous)	Actual (Current)	End Target
Value	P 50% AF 74%	P 73%, AF 72%	P 73%, AF 72%	P 75% AF 76%
Date	02-Nov-2010	15-Jan-2015	15-Jan-2015	30-Sep-2015

► Percentage of institutional deliveries in targeted municipal health networks. (Text, Custom)

	Baseline	Actual (Previous)	Actual (Current)	End Target
Value	P 72% AF 73%	P 87%, AF 83%	P 87%, AF 83%	P 90% AF 75%
Date	02-Nov-2012	15-Jan-2015	15-Jan-2015	30-Sep-2015

► Percentage of post-partum women receiving postnatal care within 10 days of delivery in targeted municipal health networks. (Text, Custom)

	Baseline	Actual (Previous)	Actual (Current)	End Target
Value	P 32% AF 50%	P 58%, AF 59%	P 58%, AF 59%	P 55% AF 55%
Date	02-Nov-2010	15-Jan-2015	15-Jan-2015	30-Sep-2015



► Percentage of children less than one year old immunized with the Pentavalent vaccine in targeted municipal health networks (Text, Custom)

	Baseline	Actual (Previous)	Actual (Current)	End Target
Value	P 88% AF 93%	P 100%, AF 100%	P 100%, AF 100%	P 98.5% AF 96%
Date	02-Nov-2010	15-Jan-2015	15-Jan-2015	30-Sep-2015

► Number of municipalities that implement more than 50 percent of their quality plan (Text, Custom)

	Baseline	Actual (Previous)	Actual (Current)	End Target
Value	P 0 AF 0	--	--	P 20, AF 17
Date	02-Nov-2010	--	--	30-Sep-2015

► Number of facilities in the national Health Networks that completed the process of replacing medical and nonmedical equipment required to re-establish operating capacity (Text, Custom)

	Baseline	Actual (Previous)	Actual (Current)	End Target
Value	P 0 AF 0	P 8 Hosp, 32 MHN	P 8 Hosp, 32 MHN	P 12 Hosp 32 MHN AF 16 MHN 34 MHN
Date	02-Nov-2010	15-Jan-2015	15-Jan-2015	30-Sep-2015

► Establishment of two mobile regional maintenance centers for medical and nonmedical equipment (Text, Custom)

	Baseline	Actual (Previous)	Actual (Current)	End Target
Value	P 0	P 2	P 2	P 2
Date	02-Nov-2010	15-Jan-2015	15-Jan-2015	30-Sep-2015



► Percentage of health units with inter-sectoral plans for comprehensive development of adolescent health in all targeted municipalities (Text, Custom)

	Baseline	Actual (Previous)	Actual (Current)	End Target
Value	P 0	P 56%	P 56%	P 25%
Date	02-Nov-2010	15-Jan-2015	15-Jan-2015	30-Sep-2015





► Technical concurrent audit completed within three months after the end of each agreement period (Text, Custom)

	Baseline	Actual (Previous)	Actual (Current)	End Target
Value	P/AF 0	P/AF 1	P/AF 1	P/AF 1
Date	02-Nov-2010	15-Jan-2015	15-Jan-2015	30-Sep-2015

Overall Comments

Data on Financial Performance

Disbursements (by loan)

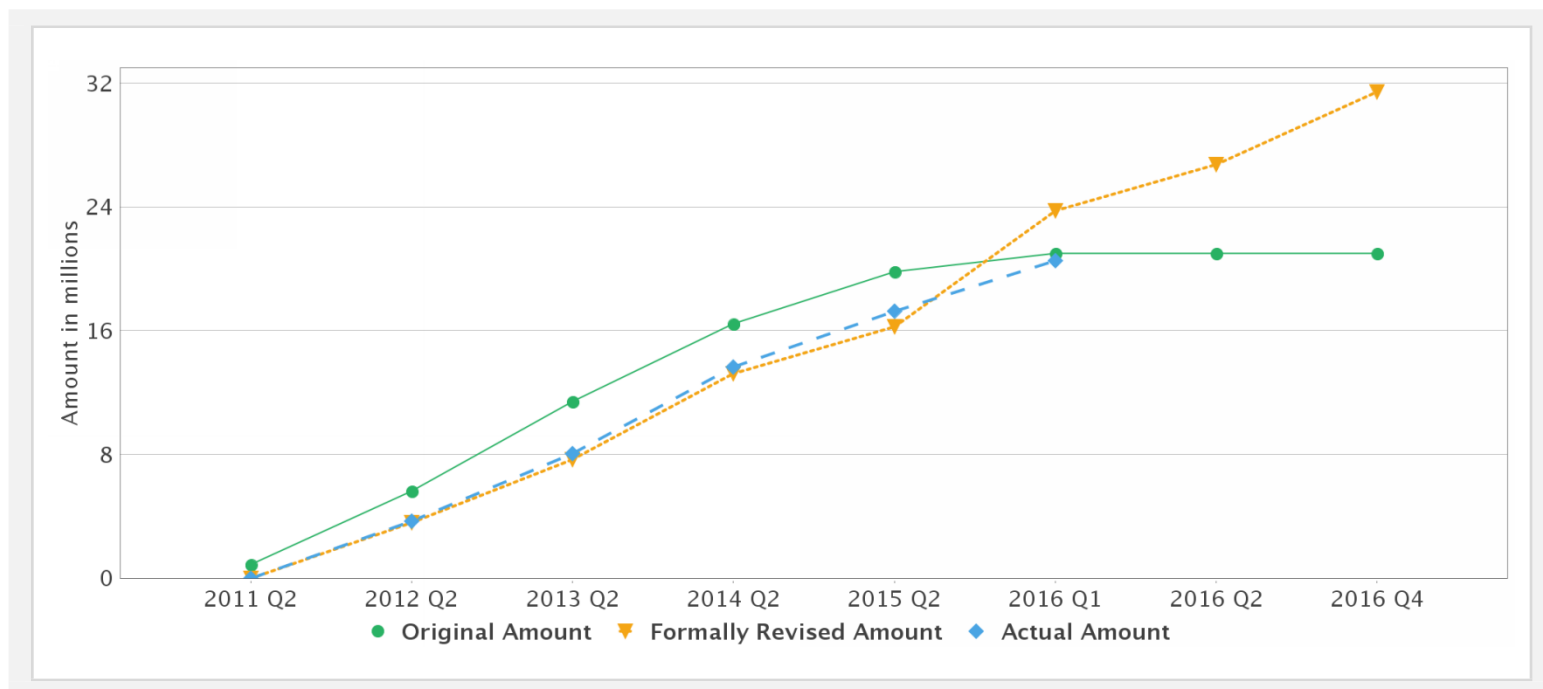
Project	Loan/Credit/TF	Status	Currency	Original	Revised	Cancelled	Disbursed	Undisbursed	Disbursed
P106870	IDA-48300	Effective	USD	10.00	10.00	0.00	8.81	1.23	 88%
P106870	IDA-53680	Effective	USD	10.00	10.00	0.00	3.39	6.61	 34%
P106870	IDA-H6220	Effective	USD	11.00	11.00	0.00	7.93	2.94	 72%
P106870	TF-97259	Closed	USD	0.40	0.40	0.00	0.40	0.00	 100%

Key Dates (by loan)

Project	Loan/Credit/TF	Status	Approval Date	Signing Date	Effectiveness Date	Orig. Closing Date	Rev. Closing Date
P106870	IDA-48300	Effective	07-Dec-2010	09-Dec-2010	04-Apr-2011	30-Sep-2015	29-Jan-2016
P106870	IDA-53680	Effective	24-Feb-2014	21-Mar-2014	15-Jul-2014	30-Sep-2015	29-Jan-2016
P106870	IDA-H6220	Effective	07-Dec-2010	09-Dec-2010	04-Apr-2011	30-Sep-2015	29-Jan-2016
P106870	TF-97259	Closed	20-May-2011	20-May-2011	20-May-2011	02-Sep-2012	01-Mar-2013



Cumulative Disbursements



Restructuring History

Level 1 Approved on 21-Dec-2012 ,Level 2 Approved on 09-Sep-2014 ,Level 2 Approved on 23-Apr-2015

Related Project(s)

P146880-Ni-(AF) Community Health Project