







Results Matrix

Outcomes

Outcome:	1 Environmental Zoning Plan implemented in four PDET sub-regions to promote territorial governance and sustainable land use										
Indicators	Flags*	Unit of Measure	Baseline	Baseline Year	Means of verification		2022	2023	2024	2025	EOP
1.1 PDET sub-regions with guidelines for environmental zoning and promotion of territorial governance		Number (#)	0.00	2021	1 Documents with participatory environmental zoning formulated; 2 Documents with the plan	P	0.00	1.00	2.00	1.00	4.00
						P(a)	0.00	1.00	2.00	1.00	4.00
						A					
1.2 Area under conservation processes (preservation, restauration, and sustainable use)		Hectares (#)	0.00	2021	Progress and monitoring reports	P	0.00	80.00	80.00	40.00	200.00
						P(a)	0.00	80.00	80.00	40.00	200.00
						A					



Outputs: Annual Physical and Financial Progress

1 Participatory environmental zoning for sustainable land use and territorial governance						Physical Progress					Financial Progress									
Outputs	Output Description	Unit of Measure	Baseline	Baseline Year	Means of verification		2022	2023	2024	2025	EOP		2022	2023	2024	2025	EOP	Theme	Fund	Flags
1.1 Environmental zoning plans with participatory planning formulated, enhancing women and youth participation		Plan (#)	0	2021	Document with participatory environmental zoning formulated	P	0	4	3	0	7	P	207124	494114	291465	3000	995703	Biodiversity and Ecosystem Conservation	COL	
						P(a)	0	4	3	0	7	P(a)	207124	494114	291465	3000	995703			
						A						A								
1.2 Tools designed/strengthened	Methodological document with guidelines to include the Environmental Zoning Plan and the results of participatory planning	Tools (#)	0	2021	Guideline formulated	P	0	1	0	0	1	P	18000	5000	0	0	23000	Biodiversity and Ecosystem Conservation	COL	
						P(a)	0	1	0	0	1	P(a)	18000	5000	0	0	23000			
						A						A								
1.3 Participatory mechanisms for public investment decisions and/or service production or delivery developed	Instances for the coordination of stakeholders for the adoption of the environmental zoning plan	Participatory Mechanisms (#)	0	2021	Meeting minutes	P	0	16	12	0	28	P	36748	129156	47545	2013	215462	Biodiversity and Ecosystem Conservation	COL	
						P(a)	0	16	12	0	28	P(a)	36748	129156	47545	2013	215462			
						A						A								
2 Productive alternatives in strategic environmental areas and in the buffer and restricted areas of the agricultural frontier						Physical Progress					Financial Progress									
Outputs	Output Description	Unit of Measure	Baseline	Baseline Year	Means of verification		2022	2023	2024	2025	EOP		2022	2023	2024	2025	EOP	Theme	Fund	Flags
2.1 Sustainable productive projects implemented		Number (#)	0	2021	Action plan; field reports; monitoring of projects	P	0	8	8	4	20	P	0	234400	234400	87200	556000	Biodiversity and Ecosystem Conservation	COL	
						P(a)	0	8	8	4	20	P(a)	0	234400	234400	87200	556000			
						A						A								
2.2 Governance models designed/implemented	Conservation agreements signed with rural communities to be implemented in strategic environmental areas and in buffer zones	Models (#)	0	2021	Conservation agreements signed	P	0	10	10	0	20	P	0	52500	52500	5000	110000	Biodiversity and Ecosystem Conservation	COL	
						P(a)	0	10	10	0	20	P(a)	0	52500	52500	5000	110000			
						A						A								
3 Strengthening of local capacities for environmental management of strategic areas						Physical Progress					Financial Progress									
Outputs	Output Description	Unit of Measure	Baseline	Baseline Year	Means of verification		2022	2023	2024	2025	EOP		2022	2023	2024	2025	EOP	Theme	Fund	Flags
3.1 Diagnostics and assessments completed	Definition of an inventory of environmental strategic areas based on high offer of ecosystem services for rural communities	Diagnostics (#)	0	2021	Document with inventory of areas	P	0	1	1	0	2	P	0	117419	127416	0	244835	Biodiversity and Ecosystem Conservation	COL	
						P(a)	0	1	1	0	2	P(a)	0	117419	127416	0	244835			
						A						A								
3.2 Implementation and Management Plan developed	Formulation of environmental management instruments for strategic areas (Plan, action plan or strategy)	Plans (#)	0	2021	Document with the plan, action plan or strategy	P	0	0	1	1	2	P	0	0	0	10000	10000	Biodiversity and Ecosystem Conservation	COL	
						P(a)	0	0	1	1	2	P(a)	0	0	0	10000	10000			
						A						A								

Other Cost
Auditing
Overhead
Project Assessment

	2022	2023	2024	2025	Cost
P	\$31,250.00	\$31,250.00	\$31,250.00	\$31,250.00	\$125,000.00
P(a)	\$31,250.00	\$31,250.00	\$31,250.00	\$31,250.00	\$125,000.00
A					
P	\$40,000.00	\$60,000.00	\$60,000.00	\$40,000.00	\$200,000.00
P(a)	\$40,000.00	\$60,000.00	\$60,000.00	\$40,000.00	\$200,000.00
A					
P	\$0.00	\$0.00	\$0.00	\$20,000.00	\$20,000.00
P(a)	\$0.00	\$0.00	\$0.00	\$20,000.00	\$20,000.00
A					

Total Cost

	2022	2023	2024	2025	Total Cost
P	\$333,122.00	\$1,123,839.00	\$844,576.00	\$198,463.00	\$2,500,000.00
P(a)	\$333,122.00	\$1,123,839.00	\$844,576.00	\$198,463.00	\$2,500,000.00
A					