










Results Matrix

Outcomes

Outcome:	1 Education departments which successfully implemented the pilot									
Indicators	Flags*	Unit of Measure	Baseline	Baseline Year	Means of verification		2025	2026	2027	EOP
1.1 Education departments which successfully implemented the pilot		# pilots implemented	0.00	2024	Implementation report	P	1.00	1.00	0.00	2.00
						P(a)				
						A				

CRF Indicator

Outputs: Annual Physical and Financial Progress

1 Program Adaptation						Physical Progress				Financial Progress								
Outputs	Output Description	Unit of Measure	Baseline	Baseline Year	Means of verification		2025	2026	2027	EOP		2025	2026	2027	EOP	Theme	Fund	Flags
1.1 Virtual platforms designed	Program adapted	Platforms (#)	0	2024	Report from the platform's feature	P	1	0	0	1	P	50000	0	0	50000	Education	COF	
						P(a)	1	0	0	1	P(a)				0			
						A				A								
1.2 Individuals Trained	Students enrolled in the platform	Individuals (#)	0	2024	Platform's management report regarding students' progress	P	0	1500	0	1500	P	95000	100000	100000	295000	Education	COF	
						P(a)	0	1500	0	1500	P(a)				0			
						A				A								
2 Course implementation and teacher training						Physical Progress				Financial Progress								
Outputs	Output Description	Unit of Measure	Baseline	Baseline Year	Means of verification		2025	2026	2027	EOP		2025	2026	2027	EOP	Theme	Fund	Flags
2.1 Policies designed	Curriculum adapted to other education departments (besides Pará)	Policies (#)	0	2024	Curriculum approved by the additional state/municipality	P	0	1	0	1	P	10000	0	0	10000	Education	COF	
						P(a)	0	1	0	1	P(a)				0			
						A				A								
2.2 Implementation and Management Plan developed	Implementation plan designed	Plans (#)	0	2024	Implementation plan for the additional state/municipality	P	1	0	0	1	P	10000	0	0	10000	Education	COF	
						P(a)	1	0	0	1	P(a)				0			
						A				A								
2.3 Training institutions set-up	Schools implementing the pilot	Institutions (#)	0	2024	Report from schools' training	P	5	5	0	10	P	5000	10000	0	15000	Education	COF	
						P(a)	5	5	0	10	P(a)				0			
						A				A								
2.4 Individuals Trained	Teachers who completed the training sections	Individuals (#)	0	2024	Attendance report from teacher training	P	15	15	0	30	P	8000	12000	0	20000	Education	COF	
						P(a)	15	15	0	30	P(a)				0			
						A				A								
3 Monitoring and evaluation, and scale						Physical Progress				Financial Progress								
Outputs	Output Description	Unit of Measure	Baseline	Baseline Year	Means of verification		2025	2026	2027	EOP		2025	2026	2027	EOP	Theme	Fund	Flags
3.1 Impact evaluations designed	Students' development assessment designed	Evaluations (#)	0	2024	Report on evaluation designed	P	1	0	0	1	P	15000	25000	0	40000	Education	COF	
						P(a)	1	0	0	1	P(a)				0			
						A				A								
3.2 Discussion papers developed	Students' development report	Papers (#)	0	2024	Draft from learning from implementation	P	0	1	0	1	P	0	5000	0	5000	Education	COF	
						P(a)	0	1	0	1	P(a)				0			
						A				A								
3.3 Action plans designed	Action plan designed for one state regarding how to conduct AI procurement processes	Action Plans (#)	0	2024	Terms of reference published	P	0	0	1	1	P	0	0	5000	5000	Education	COF	
						P(a)	0	0	0	0	P(a)				0			
						A				A								

Other Cost

Total Cost

	2025	2026	2027	Total Cost
P	\$193,000.00	\$152,000.00	\$105,000.00	\$450,000.00
P(a)				
A				

CRF Indicator

 Standard Output Indicator