








Results Matrix

Outcomes

Outcome:	1 Completion of MAER framework and planning of regional electricity infrastructure in order to facilitate ansactions	
----------	--	--



Outputs: Annual Physical and Financial Progress

1 Design of the organizational structure, process map and software design of the MAERCP Regional Coordinator						Physical Progress					Financial Progress									
Outputs	Output Description	Unit of Measure	Baseline	Baseline Year	Means of verification		2022	2023	2024	2025	EOP		2022	2023	2024	2025	EOP	Theme	Fund	Flags
1.1 Institutional arrangements aimed at regional coordination	Definition of the organizational structure for the Regional Coordinator	Arrangements (#)	0	2022	Document with the definition of the organizational structure for the Regional Coordinator	P	0	1	0	0	1	P	0	3500	0	0	3500	Regional Integration	W2D	
						P(a)	0	1	0	0	1	P(a)	0	3500	0	0	3500			
						A						A								
1.2 Architectural/structural design completed	Definition of the process map of the Regional Coordinator	Designs (#)	0	2022	Document with the definition of the process map of the Regional Coordinator	P	0	1	0	0	1	P	0	12000	0	0	12000	Regional Integration	W2D	
						P(a)	0	1	0	0	1	P(a)	0	12000	0	0	12000			
						A						A								
1.3 Virtual platforms designed	Technological Platform Design	Platforms (#)	0	2022	Technological Platform Design	P	0	0	1	0	1	P	0	134500	200000	0	334500	Regional Integration	W2D	
						P(a)	0	0	1	0	1	P(a)	0	134500	200000	0	334500			
						A						A								
2 Prioritized studies in the 2020-2030 Roadmap						Physical Progress					Financial Progress									
Outputs	Output Description	Unit of Measure	Baseline	Baseline Year	Means of verification		2022	2023	2024	2025	EOP		2022	2023	2024	2025	EOP	Theme	Fund	Flags
2.1 Diagnostics and assessments completed	Analysis of the second bilateral interconnection between Colombia and Ecuador	Diagnostics (#)	0	2022	Document with the analysis of the second bilateral interconnection between Colombia and Ecuador	P	0	1	0	0	1	P	0	35000	100000	0	135000	Regional Integration	W2D	
						P(a)	0	1	0	0	1	P(a)	0	35000	100000	0	135000			
						A						A								
2.2 Diagnostics and assessments completed	Peru – Chile electrical interconnection planning study	Diagnostics (#)	0	2022	Document with the Peru – Chile electrical interconnection planning study	P	0	0	0	1	1	P	0	35000	70000	30000	135000	Regional Integration	W2D	
						P(a)	0	0	0	1	1	P(a)	0	35000	70000	30000	135000			
						A						A								
2.3 Diagnostics and assessments completed	Study of tax on emissions and its consideration within the price associated with the electricity exchange	Diagnostics (#)	0	2022	Document with the Study of tax on emissions	P	0	1	0	0	1	P	0	80000	0	0	80000	Regional Integration	W2D	
						P(a)	0	1	0	0	1	P(a)	0	80000	0	0	80000			
						A						A								

Other Cost

Total Cost

	2022	2023	2024	2025	Total Cost
P		\$300,000.00	\$370,000.00	\$30,000.00	\$700,000.00
P(a)		\$300,000.00	\$370,000.00	\$30,000.00	\$700,000.00
A					