



## Governance eTransformation Project (P121231)

EUROPE AND CENTRAL ASIA | Moldova | Transport & ICT Global Practice |  
IBRD/IDA | Specific Investment Loan | FY 2011 | Seq No: 10 | ARCHIVED on 24-Dec-2015 | ISR21819 |

Implementing Agencies:

### Key Dates

#### Key Project Dates

Bank Approval Date:09-Jun-2011

Effectiveness Date:28-Sep-2011

Planned Mid Term Review Date:12-May-2014

Actual Mid-Term Review Date:04-Mar-2014

Original Closing Date:31-Dec-2016

Revised Closing Date:31-Dec-2016

### Project Development Objectives

Project Development Objective (from Project Appraisal Document)

The project development objective is to transform delivery of selected public services using ICTs. This objective will be achieved by: (i) improving leadership capacity, enabling environment and management of ICTs in the public sector; (ii) using a modern service delivery platform, and (iii) increasing transparency in the public sector.

Has the Project Development Objective been changed since Board Approval of the Project Objective?

No

### Components

Name

Component 1: e-Leadership Capacity and Enabling Environment:(Cost \$5.20 M)

Component 2: Shared Infrastructure and e-Services Development:(Cost \$14.80 M)

### Overall Ratings

Name	Previous Rating	Current Rating
Progress towards achievement of PDO	● Moderately Satisfactory	● Satisfactory
Overall Implementation Progress (IP)	● Moderately Satisfactory	● Satisfactory
Overall Risk Rating	--	● Low

### Implementation Status and Key Decisions



1. The team would like to note good **implementation progress** under the project during the last 6 months resulting in near full commitments under the project and disbursement of targeted USD \$2.5 million since the last mission. One of the key milestones under the project was successful implementation of MCloud II infrastructure. MCloud Contract: MCloud II has been installed and currently undergoing configuration.
2. The project is **meeting all of the results and project implementation targets**. The project continues outstanding work on monitoring and evaluation of project performance.
3. Project **implementation priorities** during the next 6 months include continued implementation of remaining e-Services and ensuring sound institutional continuity and sustainability of the eGC.



## Risks

### Systematic Operations Risk-rating Tool

Risk Category	Rating at Approval	Previous Rating	Current Rating
Political and Governance	--	--	● Substantial
Macroeconomic	--	--	● Substantial
Sector Strategies and Policies	--	--	● Low
Technical Design of Project or Program	--	--	● Low
Institutional Capacity for Implementation and Sustainability	--	--	● Moderate
Fiduciary	--	--	● Low
Environment and Social	--	--	● Low



Stakeholders	--	--	● Moderate
Other	--	--	--
Overall	--	--	● Low

## Results

### Project Development Objective Indicators

#### ► Citizen uptake of e-government services (Percentage, Custom)

	Baseline	Actual (Previous)	Actual (Current)	End Target
Value	7.00	30.30	30.30	25.00
Date	01-Nov-2010	01-May-2015	31-Aug-2015	31-Dec-2016

#### ► User Perception of Quality of Public Services (%) (Percentage, Core)

	Baseline	Actual (Previous)	Actual (Current)	End Target
Value	0.00	66.30	66.30	60.00
Date	09-Jun-2011	01-May-2015	31-Aug-2015	31-Dec-2016

#### ► Direct project beneficiaries (Number, Core)

	Baseline	Actual (Previous)	Actual (Current)	End Target
Value	0.00	306565.00	353929.00	300000.00
Date	09-Jun-2011	01-May-2015	31-Aug-2015	31-Dec-2016

#### ▾ Female beneficiaries (Percentage, Core Supplement)



	Baseline	Actual (Previous)	Actual (Current)	End Target
Value	0.00	51.60	52.58	50.00

## Overall Comments

## Intermediate Results Indicators

## ▶ Public support for e-Government (Percentage, Custom)

	Baseline	Actual (Previous)	Actual (Current)	End Target
Value	53.00	69.00	69.00	70.00
Date	01-Nov-2010	01-May-2015	31-Aug-2015	31-Dec-2016

## ▶ People trained under the project (Number, Custom)

	Baseline	Actual (Previous)	Actual (Current)	End Target
Value	0.00	1877.00	2084.00	2000.00
Date	09-Jun-2011	01-May-2015	31-Aug-2015	31-Dec-2016

## ▶ Data sets available on the Open Government Data website (Number, Custom)

	Baseline	Actual (Previous)	Actual (Current)	End Target
Value	50.00	829.00	865.00	600.00
Date	09-Jun-2011	01-May-2015	31-Aug-2015	31-Dec-2016



► Uptake of shared e-Government infrastructure (M-Cloud) (Percentage, Custom)

	Baseline	Actual (Previous)	Actual (Current)	End Target
Value	0.00	35.82	46.26	25.00
Date	09-Jun-2011	01-May-2015	31-Aug-2015	31-Dec-2016



► Visits to Government Services Portal (Number, Custom)

	Baseline	Actual (Previous)	Actual (Current)	End Target
Value	0.00	510668.00	600755.00	400000.00
Date	09-Jun-2011	01-May-2015	31-Aug-2015	31-Dec-2016

Overall Comments

## Data on Financial Performance

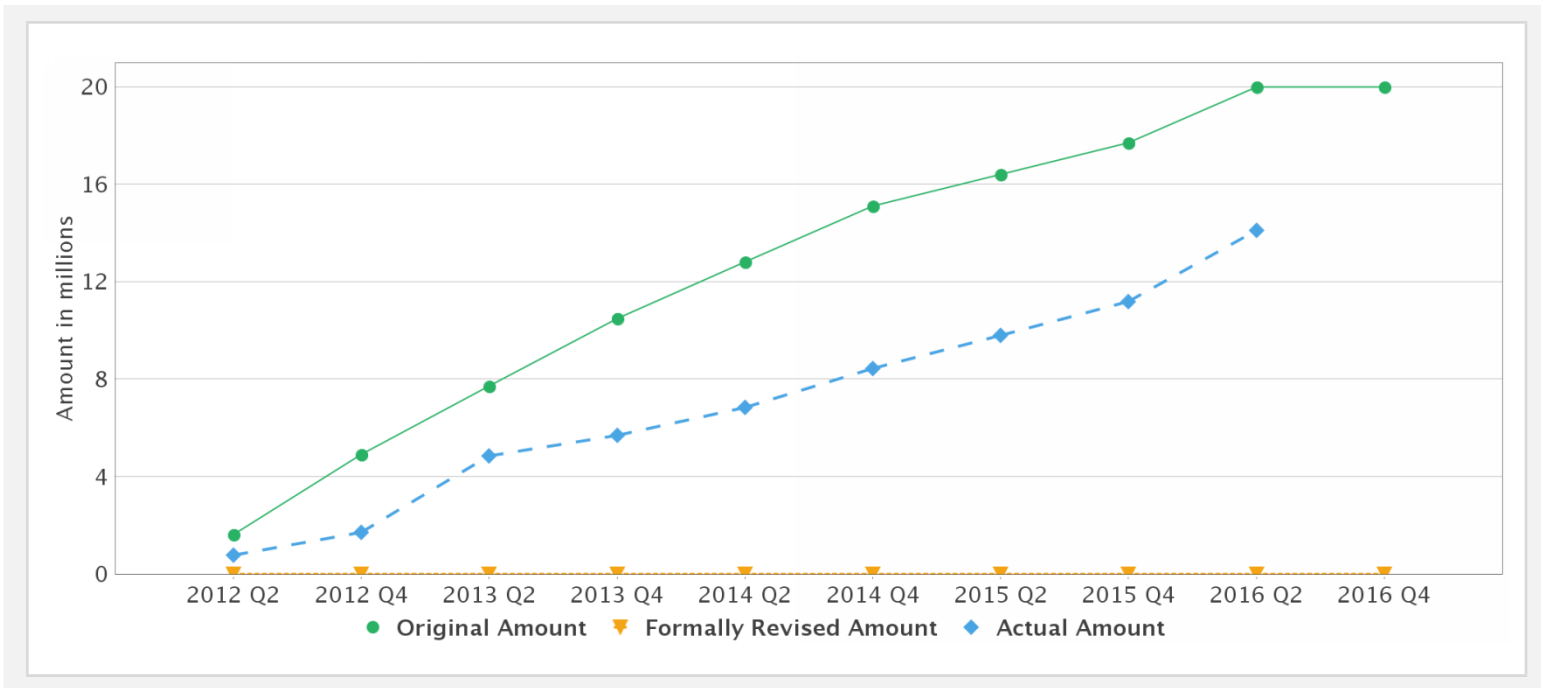
### Disbursements (by loan)

Project	Loan/Credit/TF	Status	Currency	Original	Revised	Cancelled	Disbursed	Undisbursed	Disbursed
P121231	IDA-50000	Effective	USD	20.00	20.00	0.00	12.61	5.84	 63%
P121231	TF-11741	Closed	USD	1.49	1.48	0.00	1.48	0.00	 100%

### Key Dates (by loan)

Project	Loan/Credit/TF	Status	Approval Date	Signing Date	Effectiveness Date	Orig. Closing Date	Rev. Closing Date
P121231	IDA-50000	Effective	09-Jun-2011	01-Jul-2011	28-Sep-2011	31-Dec-2016	31-Dec-2016
P121231	TF-11741	Closed	17-Feb-2012	17-Feb-2012	17-Feb-2012	31-Dec-2012	31-Dec-2012

### Cumulative Disbursements



### Restructuring History

Level 2 Approved on 22-Sep-2015

### Related Project(s)

There are no related projects.