



INDEPENDENT AUDITORS' REPORT

To,
Deputy General Manager
Energy Efficiency Centre
Small Industries Development Bank of India
New Delhi

Report on the PRSF- Project Financial Statements

We have audited the accompanying Project Financial Statements (PFS) of the 'Financing Energy Efficiency at MSMEs Project' under Partial Risk Sharing Facility for Energy Efficiency Project (GEF TF019308) along with part of Technical Assistance Component for the period April 01, 2015 to March 31, 2016. Project Financial Statements comprises as follows:-

1. Statement of PRSF – Balance Sheet as on March 31, 2016
2. Summary Guarantee Status as on March 31, 2016
3. Detailed Statement on Guarantee Status as on March 31, 2016
4. Statement of Sources and Application of Funds for TA Component for the year ended March 31, 2016
5. Claim for Disbursement by the Bank for the year ended March 31, 2016
6. Review of quarterly IUFRs of the Project submitted to the World Bank

Management's Responsibility for PRSF-Project Financial Statement

These statements are the responsibility of the Energy Efficiency Centre (EEC) of Small Industries Development Bank of India. Management is responsible for the preparation of the Project Financial Statements that give a true & fair view of sources and application of the project funds in accordance with the terms of the Financing/Loan/Project Agreements and instructions of Operational Manual. This responsibility includes the design, implementation and maintenance of internal control

Visit us at: www.paryca.org



relevant to the preparation of the Project Financial Statements that is free from material misstatement, whether due to fraud or error.

Auditor's Responsibility

Our responsibility is to express an opinion on Project Financial Statements based on our audit.

We have taken into account accounting and auditing standards and matters which are required to be included in the audit report under legal agreements and operational manual.

We conducted our audit in accordance with the Standards on Auditing issued by the Institute of Chartered Accountants of India (ICAI). Those Standards require that we comply with ethical requirements and plan and perform the audit to obtain reasonable assurance about whether the Project Financial Statements are free from material misstatement.


An audit involves performing procedures to obtain audit evidence about the amount in the Project Financial Statements. The procedures selected depend on the auditor's judgment, including the assessment of the risks of material misstatement of the Project Financial Statements, whether due to fraud or error. In making those risk assessments, the auditor considers internal control relevant to the entity's preparation and accounting policies used and the reasonableness of the accounting estimates made by management, as well as evaluating the overall presentation of the Project Financial Statements.

We believe that the audit evidence we have obtained is sufficient and appropriate to provide a basis for our audit opinion.

Opinion

In our opinion, to the best of our information and according to the explanations given to us,

- a) the Project Financial Statements give true & fair view of financial position of the project at the end of period under audit, the expenditure incurred on the project and of the sources and applications of project funds for that period;
- b) the Project funds were utilized for the purposes for which they were intended during the period April 1, 2015 to March 31, 2016;
- c) expenditures incurred for the period April 1, 2015 to March 31, 2016 and retroactive finance expenditures shown in the Project Financial Statements are



eligible for financing under the legal agreements and are recorded in the books of account of SIDBI and no other sources of funds have been received by SIDBI for incurring these expenditures;

- d) the Interim Unaudited Financial Reports (IUFRs) submitted during the period under audit are supported by adequate detailed documentation maintained in SIDBI's offices/branches to support claims to the World Bank for reimbursement of expenditure incurred;

Restriction on Distribution and Use

This Report has been issued solely for the purpose of onward submission to World Bank in accordance with Terms of Reference of the World Bank-PRSF Project. This Report may not be suitable for any other purpose.



For **PARY & Co.**
Chartered Accountants
Firm Regn. No. 007288C

Place: New Delhi
Date : 05.12.2016

CA Yogesh Malik
Partner
M.N. 074635

PRSF - Project Financial Statements as on 31st March, 2016

1. PRSF - Balance Sheet as on March 31, 2016

Particulars	As on 31st March, 2016	
	Annex Ref	Amount (INR)
Liabilities		
Partial Risk Sharing Facility :		
GEF Guarantee Facility - SIDBI	<u>1A</u>	391,248,010.00
GEF Guarantee Facility - PFI	<u>1A</u>	398,310,000.00
CTF Sub Guarantee	<u>1A</u>	-
Guarantee Payable (balance)		-
Operating Fund balance	<u>1B</u>	-
Total Liabilities		789,558,010.00
Assets		
Balance at Bank		789,558,010.00
Total Assets		789,558,010.00

The Accompanying Annexures are an Integral Part of the Financial Statements.

In Terms of our Report Attached.

For PARY & Co.

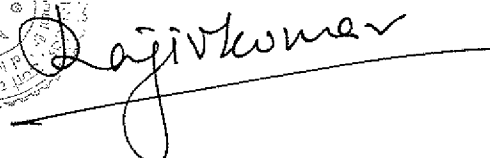
Chartered Accountants
Firm Regn. No. 007288C



CA Yogesh Malik

Partner

Membership No. 074635

Rajiv Kumar, DGM

Authorized Signatory (SIDBI)

Place : New Delhi

Date : 05.12.2016

PRSF - Project Financial Statements as on 31st March, 2016
Annex 1A. Statement of Facility Sources and Application of Funds during the period 01st September, 2015 to 31st March, 2016

Particulars	INR			
	GEF Guarantee Facility - SIDBI	GEF Guarantee Facility - PFI	CTF Sub- Guarantee	Total
(i) Facility balance at the beginning of the Year	-	-	-	-
(ii) Add: Receipts/ inflows during the Year:				
a Amounts received from GEF (one time)	398,310,000.00	398,310,000.00		796,620,000.00
b Amounts received from CTF (recurring)			-	-
c Recoveries against payouts	-	-	-	-
d Penalties & fines received	-	-	-	-
e Transfer in from Operations Account	14,733,725.00	-	-	14,733,725.00
(iii) Total receipts/ inflows during the Year (a to e)	413,043,725.00	398,310,000.00	-	811,353,725.00
(iv) Total Fund Sources (i)+(iii)	413,043,725.00	398,310,000.00	-	811,353,725.00
(v) Less: Payments/ outflows during the Year				
f Guarantee payouts - first tranche	-	-	-	-
g Guarantee payouts - final tranche	-	-	-	-
h Transfer out to Operations Account	21,795,715.00	-	-	21,795,715.00
(vi) Total payments/ outflows during the Year (f to h)	21,795,715.00	-	-	21,795,715.00
(vii) Fund balance at the end of the Year	391,248,010.00	398,310,000.00	-	789,558,010.00

The Accompanying Annexures are an Integral Part of the Financial Statements.
 In Terms of our Report Attached.

For PARY & Co.

Chartered Accountants
 Firm Regn. No. 007288C

CA Yogesh Malik

Partner

Membership No. 074635



Rajiv Kumar, DGM

Authorized Signatory (SIDBI)

Place : New Delhi

Date : 05.12.2016

PRSF - Project Financial Statements as on 31st March, 2016		
Annex 1B. Facility Operations Account		
For the period 01st September, 2015 to 31st March, 2016		
Particulars	Amount (INR)	Remarks
Opening balance	-	-
Add Interest on Facility cash balances	20,347,893.00	-
Add guarantee fees received from SIDBI	-	-
Add guarantee fees received from PFIs	-	-
Add transfer from facility account (GEF - SIDBI)	21,795,715.00	-
Less transfer to facility account (GEF - SIDBI)	14,733,725.00	-
		-
Total inflow	27,409,883.00	-
Less:		-
Fixed management fee paid to SIDBI	10,738,385.00	-
Variable management fee paid to SIDBI	-	-
CTF front end fee	15,124,623.00	-
CTF guarantee fee	1,506,592.00	-
M&V fees and costs	-	-
End to end solutions	-	-
Salaries of contractual staff of PMU	-	-
Admin & others operating expenses of PMU	40,283.00	-
Audit fees	-	-
		-
Total outflow	27,409,883.00	-
		-
Closing balance	-	-

The Accompanying Annexures are an Integral Part of the Financial Statements.
In Terms of our Report Attached.

For PARY & Co.

Chartered Accountants
Firm Regn. No. 007288C

[Signature]



CA Yogesh Malik

Partner

Membership No. 074635



[Signature]

Rajiv Kumar, DGM

Authorized Signatory (SIDBI)

Place : New Delhi

Date : 05.12.2016

PRSF - Project Financial Statements for the period 01st September, 2015 to 31st March, 2016

2. Summary Guarantee Status as on 31st March, 2016 (In INR)

Lender Name	Total Amount of Loan	Loan Outstanding	Guarantee Outstanding				Guarantee Claims (Total)		Guarantee Claims Paid		Guarantee Claims Payable		Recovery		Unrecovered Guarantee Paid		Guarantee Status - Open/ Close	Remarks
		Principal	PRSF	%	Others	%	PRSF	Others	PRSF	Others	PRSF	Others	PRSF	Others	PRSF	Others		
A. GEF - SIDBI (Facility Limit INR 39,83,10,000)																		
SIDBI (as Lender)	Nil	Nil	Nil	Nil	Nil	Nil	Nil	Nil	Nil	Nil	Nil	Nil	Nil	Nil	Nil	Nil	Nil	Nil
B. GEF - PFI (Facility Limit INR 39,83,10,000)																		
-	-	-	-	-	-	-	-	-	-	-	-	-	-	-	-	-	-	-
-	-	Nil	Nil	Nil	Nil	Nil	Nil	Nil	Nil	Nil	Nil	Nil	Nil	Nil	Nil	Nil	Nil	Nil
-	-	-	-	-	-	-	-	-	-	-	-	-	-	-	-	-	-	-
-	-	-	-	-	-	-	-	-	-	-	-	-	-	-	-	-	-	-
-	-	-	-	-	-	-	-	-	-	-	-	-	-	-	-	-	-	-
-	-	-	-	-	-	-	-	-	-	-	-	-	-	-	-	-	-	-
C. CTF (PFI) Sub-Guarantee																		
-	-	Nil	Nil	Nil	Nil	Nil	Nil	Nil	Nil	Nil	Nil	Nil	Nil	Nil	Nil	Nil	Nil	Nil
-	-	-	-	-	-	-	-	-	-	-	-	-	-	-	-	-	-	-
-	-	-	-	-	-	-	-	-	-	-	-	-	-	-	-	-	-	-
-	-	-	-	-	-	-	-	-	-	-	-	-	-	-	-	-	-	-
-	-	-	-	-	-	-	-	-	-	-	-	-	-	-	-	-	-	-
Total																		



PRSF - Project Financial Statements for the period 01st September, 2015 to 31st March, 2016

3. Detailed Statement on Guarantee Status as on 31st March, 2016 (INR)

(i) Loan Particulars by Fund Source, Borrower and PFI

Sl no	Fund Source	PFI Name	Borrower Name	Loan Ref	Loan Amount	Loan Particulars and Purpose	Loan Period (Date)		Loan Outstanding (INR)
							From	To	Principal
A	GEF (limit INR 39,83,10,000)	SIDBI (as PFI)	Nil	Nil	Nil	Nil	Nil	Nil	Nil
			-	-	-	-	-	-	-
			-	-	-	-	-	-	-
			-	-	-	-	-	-	-
B	GEF (limit INR 39,83,10,000)	(PFI)	Nil	Nil	Nil	Nil	Nil	Nil	Nil
			-	-	-	-	-	-	-
			-	-	-	-	-	-	-
			-	-	-	-	-	-	-
			-	-	-	-	-	-	-
			-	-	-	-	-	-	-
			-	-	-	-	-	-	-
C	CTF	(PFI)	Nil	Nil	Nil	Nil	Nil	Nil	Nil
			-	-	-	-	-	-	-
			-	-	-	-	-	-	-
			-	-	-	-	-	-	-
			-	-	-	-	-	-	-
			-	-	-	-	-	-	-
			-	-	-	-	-	-	-



Notes:

The report will provide the status of outstanding loans, guarantee, recoveries etc as on date of the report

Totals will be drawn by PFI and overall grand total.

The details will be based on records maintained by SIDBI based on own/ PFI inputs or web-based in which case the PFIs will upload the necessary data.



The statement and the back up data will be subject to audit/ verification



PRSF - Project Financial Statements for the period 01st September, 2015 to 31st March, 2016 (contd)

3. Detailed Statement on Guarantee Status as on 31st March, 2016 (INR)

(ii) Guarantee Details					Available Limit for Guarantee Issue (PRSF)	(iii) Guarantee Claims, Recovery and Status											Guarantee Status - Open/ Close	Remarks
Guarantee Ref	Guarantee Coverage					Guarantee Claim Paid		Guarantee Claim Payable		Recovery Proceedings (Date)		Recovery		Unrecovered Guarantee				
	PRSF	%	Others	%		PRSF	Others	PRSF	Others	Start	Close	PRSF	Others	PRSF	Others			
-	-	-	-	-	-	-	-	-	-	-	-	-	-	-	-	-		
Nil	Nil	Nil	Nil	Nil		Nil	Nil	Nil	Nil	Nil	Nil	Nil	Nil	Nil	Nil	Nil	Nil	
-	-	-	-	-		-	-	-	-	-	-	-	-	-	-	-	-	
-	-	-	-	-		-	-	-	-	-	-	-	-	-	-	-	-	
-	-	-	-	-	-	-	-	-	-	-	-	-	-	-	-	-		
Nil	Nil	Nil	Nil	Nil		Nil	Nil	Nil	Nil	Nil	Nil	Nil	Nil	Nil	Nil	Nil	Nil	
-	-	-	-	-		-	-	-	-	-	-	-	-	-	-	-	-	
-	-	-	-	-		-	-	-	-	-	-	-	-	-	-	-	-	
-	-	-	-	-		-	-	-	-	-	-	-	-	-	-	-	-	
-	-	-	-	-		-	-	-	-	-	-	-	-	-	-	-	-	
-	-	-	-	-		-	-	-	-	-	-	-	-	-	-	-	-	
-	-	-	-	-		-	-	-	-	-	-	-	-	-	-	-	-	
Nil	Nil	Nil	Nil	Nil	-	Nil	Nil	Nil	Nil	Nil	Nil	Nil	Nil	Nil	Nil	Nil		
-	-	-	-	-		-	-	-	-	-	-	-	-	-	-	-	-	
-	-	-	-	-		-	-	-	-	-	-	-	-	-	-	-	-	
-	-	-	-	-		-	-	-	-	-	-	-	-	-	-	-	-	
-	-	-	-	-		-	-	-	-	-	-	-	-	-	-	-	-	
-	-	-	-	-		-	-	-	-	-	-	-	-	-	-	-	-	
-	-	-	-	-		-	-	-	-	-	-	-	-	-	-	-	-	
-	-	-	-	-		-	-	-	-	-	-	-	-	-	-	-	-	
Nil	Nil	Nil	Nil	Nil	-	Nil	Nil	Nil	Nil	Nil	Nil	Nil	Nil	Nil	Nil	Nil		
-	-	-	-	-		-	-	-	-	-	-	-	-	-	-	-	-	
-	-	-	-	-		-	-	-	-	-	-	-	-	-	-	-	-	
-	-	-	-	-		-	-	-	-	-	-	-	-	-	-	-	-	
-	-	-	-	-		-	-	-	-	-	-	-	-	-	-	-	-	
-	-	-	-	-		-	-	-	-	-	-	-	-	-	-	-	-	
-	-	-	-	-		-	-	-	-	-	-	-	-	-	-	-	-	
-	-	-	-	-		-	-	-	-	-	-	-	-	-	-	-	-	



PRSF - Project Financial Statements as on 31st March, 2016

4. Sources and Application of Funds for TA Component

For the period 01st April, 2015 to 31st March, 2016

Particulars	Actual	Remarks
	As on 31st March, 2016	
Reimbursement received from the Bank	9,416,396.00	-
Sources of funds		-
Contribution from SIDBI	11,655,088.00	-
Total	11,655,088.00	
Application of funds		-
Capacity, resource building and institutional strengthening	10,848,379.00	-
Technical assistance and capacity building for ESCOs and PFIs	806,709.00	-
Other market development elements	-	-
Total	11,655,088.00	-



Rajiv Kumar

PRSF - Project Financial Statements as on 31st March, 2016

5. Claim for Disbursement by the Bank (INR)

Particulars	Claims under Guarantee Facility			Technical Assistance Claims		
	Current Claim	Total claimed including current claim	Claims disbursed by the Bank till date	Current Claim receivable as on 31st March, 2016	Total claimed including current claim	Claims disbursed by the Bank till date
GEF disbursement - SIDBI	-	-	-			
GEF disbursement - PFI	-	-	-			
Guarantee payout - CTF	-	-	-			
TA reimbursement				2,238,692.00	11,655,088.00	9,416,396.00
Total				2,238,692.00	11,655,088.00	9,416,396.00



RETROACTIVE FINANCING - IUFR


PRSF - Quarterly IUFR for the period till September 30, 2015

1. PRSF - Balance Sheet as on September 30, 2015

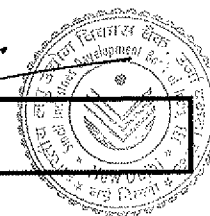
Particulars	INR				
	Annex Ref	GEF Guarantee Facility - SIDBI	GEF Guarantee Facility - PFI	CTF Sub-Guarantee	Total
Liabilities					
Partial Risk Sharing Facility :					
GEF Guarantee Facility - SIDBI	1A	376514285			
GEF Guarantee Facility - PFI	1A		398310000		
CTF Sub Guarantee	1A			0	
Guarantee Payable (balance)					
Operating Fund balance	1B	1775850.563			
Total Liabilities		378290135.6	398310000	0	776600136

Assets					
Cash-in-Hand/ Balance at Bank/ Investments					
GEF Guarantee Facility - SIDBI		376514285			
GEF Guarantee Facility - PFI			398310000		
CTF Sub Guarantee				0	
Facility Income		1775850.563			
Total		378290135.6	398310000	0	776600136

SIDBI assertion: The PRSF closing balances are represented by unencumbered cash and cash equivalent of INR xxxx as per audited/ unaudited accounts of SIDBI as on xxxx. These adequately cover the facility balances.



Authorized Signatory (SIDBI)



PRSF - Quarterly IUFR for the period till September 30, 2015

Annex 1A. Statement of Facility Sources and Application of Funds for the period till September 30, 2015

Particulars	INR			
	GEF Guarantee Facility - SIDBI	GEF Guarantee Facility - PFI	CTF Sub-Guarantee	Total
(i) Facility balance at the beginning of the quarter	0	0	0	0
(ii) Add: Receipts/ inflows during the quarter:				
a Amounts received from GEF (one time)	398310000	398310000		796620000
b Amounts received from CTF (recurring)			0	0
c Recoveries against payouts	0	0	0	0
d Penalties & fines received	0	0	0	0
e Transfer in from Operations Account	0	0	0	0
(iii) Total receipts/ inflows during the quarter (a to e)	398310000	398310000	0	796620000
(iv) Total Fund Sources (i)+(iii)	398310000	398310000	0	796620000
(v) Less: Payments/ outflows during the quarter:				
f Guarantee payouts - first tranche	0	0	0	0
g Guarantee payouts - final tranche	0	0	0	0
h Transfer out to Operations Account	21795715	0	0	21795715
(vi) Total payments/ outflows during the quarter (f to h)	21795715	0	0	21795715
(vii) Fund balance at the end of the quarter (iv-vi) carried forward to IUFR 1	376514285	398310000	0	774824285



Dajivkumar

PRSF - Quarterly IUFR for the period till September 30, 2015


Annex 1B. Facility Operations Account for the period till September 30, 2015 showing income received and expenses incurred during the quarter (INR)

Particulars	Actual			Remarks
	During the qr	Year to date	Project to date	
Opening balance	0	0	0	-
Add Interest on Facility cash balances	1775851	1775851	1775851	-
Add guarantee fees received from SIDBI	0	0	0	-
Add guarantee fees received from PFIs	0	0	0	-
Add transfer from facility account (GEF - SIDBI)	21795715	21795715	21795715	-
Less transfer to facility account (GEF - SIDBI)	0	0	0	-
		0	0	-
Total inflow	23571566	23571566	23571566	-
Less:				-
Fixed management fee paid to SIDBI	6122047	6122047	6122047	-
Variable management fee paid to SIDBI	-	-	-	-
CTF front end fee	15673668	15673668	15673668	-
CTF guarantee fee		0	0	-
M&V fees and costs	-	-	-	-
End to end solutions	-	-	-	-
Salaries of contractual staff of PMU	-	-	-	-
Admin & others operating expenses of PMU	-	-	-	-
Audit fees	-	-	-	-
		0	0	-
Total outflow	21795715	21795715	21795715	-
Closing balance	1775851	1775851	1775851	-
				-



[illegible]

The report will provide summary status of outstanding loans, guarantees etc as on date of the report. This will be supported by the detailed list.



D. J. Newman



PRSR - Quarterly ICFR for the period from xxxx to xxxx
3. Detailed Statement on Guarantee Status as on xxxx (INR)

(1) Loan Particulars by Fund Source, Borrower and PFI

Sl no	Fund Source	PFI Name	Borrower Name	Loan Ref	Loan Amount	Loan Particulars and Purpose	Loan Period (Date)		Loan Outstanding (INR)
							From	To	Principal
A	GIF (fund as PFI)	SIBI (as PFI)							
B	GIF (fund as PFI)	xxxxxx							
C	CTF (fund as PFI)	xxxxxx							

Notes:

The report will provide the status of outstanding loans, guarantee, recoveries etc as on date of the report
Totals will be drawn by PFI and overall grand total
The details will be based on records maintained by SIBI based on own PFI inputs or web-based in which case the PFIs will upload the necessary data.
The statement and the back up data will be subject to audit verification



PRSF - Quarterly IIFR for the period from xxxx to xxxx (contd)

3. Detailed Statement on Guarantee Status as on xxxx (INR)

(ii) Guarantee Details					Available Limit for Guarantee Issue (PRSF)	(iii) Guarantee Claims, Recovery and Status											Guarantee Status - 'Open' 'Close'	Remarks
Guarantee Ref	Guarantee Coverage					Guarantee Claim Paid		Guarantee Claim Payable		Recovery Proceedings (Date)		Recovery		Unrecovered Guarantee				
	PRSF	%	Others	%		PRSF	Others	PRSF	Others	Start	Close	PRSF	Others	PRSF	Others			
-	-	-	-	-	-	-	-	-	-	-	-	-	-	-	-	-	-	
-	-	-	-	-		-	-	-	-	-	-	-	-	-	-	-	-	-
-	-	-	-	-		-	-	-	-	-	-	-	-	-	-	-	-	-
-	-	-	-	-		-	-	-	-	-	-	-	-	-	-	-	-	-
-	-	-	-	-		-	-	-	-	-	-	-	-	-	-	-	-	-
-	-	-	-	-	-	-	-	-	-	-	-	-	-	-	-	-	-	
-	-	-	-	-		-	-	-	-	-	-	-	-	-	-	-	-	-
-	-	-	-	-		-	-	-	-	-	-	-	-	-	-	-	-	-
-	-	-	-	-		-	-	-	-	-	-	-	-	-	-	-	-	-
-	-	-	-	-		-	-	-	-	-	-	-	-	-	-	-	-	-
-	-	-	-	-		-	-	-	-	-	-	-	-	-	-	-	-	-
-	-	-	-	-		-	-	-	-	-	-	-	-	-	-	-	-	-
-	-	-	-	-		-	-	-	-	-	-	-	-	-	-	-	-	-
-	-	-	-	-		-	-	-	-	-	-	-	-	-	-	-	-	-
-	-	-	-	-		-	-	-	-	-	-	-	-	-	-	-	-	-
-	-	-	-	-	-	-	-	-	-	-	-	-	-	-	-	-	-	
-	-	-	-	-		-	-	-	-	-	-	-	-	-	-	-	-	-
-	-	-	-	-		-	-	-	-	-	-	-	-	-	-	-	-	-
-	-	-	-	-		-	-	-	-	-	-	-	-	-	-	-	-	-
-	-	-	-	-		-	-	-	-	-	-	-	-	-	-	-	-	-
-	-	-	-	-		-	-	-	-	-	-	-	-	-	-	-	-	-
-	-	-	-	-		-	-	-	-	-	-	-	-	-	-	-	-	-
-	-	-	-	-		-	-	-	-	-	-	-	-	-	-	-	-	-
-	-	-	-	-		-	-	-	-	-	-	-	-	-	-	-	-	-
-	-	-	-	-		-	-	-	-	-	-	-	-	-	-	-	-	-



Dajiv Kumar

PRSF - Quarterly IUFR for the period till September 30, 2015

4. Sources and Application of Funds for TA Component For the period till September 30, 2015 (INR)

SIDBI

Particulars	Actual			Remarks
	During the quarter	Year to date	Project to date	
Sources of funds				-
Reimbursement received from the Bank	0	0	0	-
Contribution from SIDBI	8194755	8194755	8194755	-
Total	8194755	8194755	8194755	-
				-
Application of funds				-
Capacity, resource building and institutional strengthening	8194755	8194755	8194755	-
Technical assistance and capacity building for ESCOs and PFIs		0	0	-
Other market development elements		0	0	-
Total	8194755	8194755	8194755	-




Dajivkumar

PRSF - Quarterly IUFR for the period till September 30, 2015

5. Claim for Disbursement by the Bank (INR)

Particulars	Claims under Guarantee Facility			Technical Assistance Claims		
	Current Claim	Total claimed including current claim	Claims disbursed by the Bank till date	Current Claim	Total claimed including current claim	Claims disbursed by the Bank till date
GEF disbursement - SIDBI	0	0	0			
GEF disbursement - PFI	0	0	0			
Guarantee payout - CTF	0	0	0			
TA reimbursement				8194755	8194755	0
Total				8194755	8194755	0



Partial Risk Sharing Facility for Energy Efficiency (PRSF) - Interest Calculation

GEF Grant (USD)	Equivalent converted INR amount	Period of Interest		No. of Days	
		From	To		
12,000,000	796,620,000	15-Sep-15	30-Sep-15	16	

in INR

Sl No	Date	Opening Balance	Closing Balance	Repo Rate	Margin	Effective Rate	Interest Earned (INR)
1	15-Sep-15	780,946,332	780,946,332	7.25%	2%	5.25%	112,328
2	16-Sep-15	780,946,332	780,946,332	7.25%	2%	5.25%	112,328
3	17-Sep-15	780,946,332	780,946,332	7.25%	2%	5.25%	112,328
4	18-Sep-15	780,946,332	780,946,332	7.25%	2%	5.25%	112,328
5	19-Sep-15	780,946,332	780,946,332	7.25%	2%	5.25%	112,328
6	20-Sep-15	780,946,332	780,946,332	7.25%	2%	5.25%	112,328
7	21-Sep-15	780,946,332	780,946,332	7.25%	2%	5.25%	112,328
8	22-Sep-15	780,946,332	780,946,332	7.25%	2%	5.25%	112,328
9	23-Sep-15	780,946,332	780,946,332	7.25%	2%	5.25%	112,328
10	24-Sep-15	780,946,332	780,946,332	7.25%	2%	5.25%	112,328
11	25-Sep-15	780,946,332	780,946,332	7.25%	2%	5.25%	112,328
12	26-Sep-15	780,946,332	780,946,332	7.25%	2%	5.25%	112,328
13	27-Sep-15	780,946,332	780,946,332	7.25%	2%	5.25%	112,328
14	28-Sep-15	780,946,332	780,946,332	7.25%	2%	5.25%	112,328
15	29-Sep-15	780,946,332	780,946,332	6.75%	2%	4.75%	101,630
16	30-Sep-15	780,946,332	780,946,332	6.75%	2%	4.75%	101,630
			TOTAL				1,775,851



PRSF - Quarterly IUFR for the period till September 30, 2015
Retro & Non-Retroactive Financing Breakup

Retroactive Financing (for the period till March 31, 2015)	3115243
Non- Retroactive Financing (for the period from April 01, 2015 to September 30, 2015)	5079512
sub-total	8194755



Dajivkoman

A circular stamp with the text "PARY & CO. CHARTERED ACCOUNTANTS" around the top, "New Delhi" in the center, and "and Branch" around the bottom. A signature is written across the stamp.

PRSF - Quarterly IUFR for the period till December 31, 2015


1. PRSF - Balance Sheet as on December 31, 2015

Particulars	INR	
	Annex Ref	Amount
Liabilities		
Partial Risk Sharing Facility :		
GEF Guarantee Facility - SIDBI	1A	386609252
GEF Guarantee Facility - PFI	1A	398310000
CTF Sub Guarantee	1A	0
Guarantee Payable (balance)		0
Operating Fund balance	1B	-
Total Liabilities		784919252

Assets		
Cash-in-Hand/ Balance at Bank/ Investments		
GEF Guarantee Facility - SIDBI		386609252
GEF Guarantee Facility - PFI		398310000
CTF Sub Guarantee		0
Facility Income		-
Total Assets		784919252



Rajiv Kumar
Authorized Signatory (SIDBI)



PRSF - Quarterly IUFR for the period till December 31, 2015
Annex 1A. Statement of Facility Sources and Application of Funds for the period till December 31, 2015

Particulars	INR			
	GEF Guarantee Facility - SIDBI	GEF Guarantee Facility - PFI	CTF Sub-Guarantee	Total
(i) Facility balance at the beginning of the quarter	386609252	398310000	0	784919252
(ii) Add: Receipts/ inflows during the quarter				
a Amount received from GEF (one time)	0	0	0	0
b Amount received from CTF (recurring)	0	0	0	0
c Recoveries against payouts	0	0	0	0
d Penalties & fines received	0	0	0	0
e Transfer in from Operations Account	10094967	0	0	10094967
(iii) Total receipts/ inflows during the quarter (a to e)	10094967	0	0	10094967
(iv) Total Fund Sources (i)+(iii)	386609252	398310000	0	784919252
(v) Less: Payments/ outflows during the quarter				
f Guarantee payouts - first tranche	0	0	0	0
g Guarantee payouts - final tranche	0	0	0	0
h Transfer out to Operations Account	0	0	0	0
(vi) Total payments/ outflows during the quarter (f to h)	0	0	0	0
(vii) Fund balance at the end of the quarter (iv-vi) carried forward to IUFR 1	386609252	398310000	0	784919252




Dajivkumar

PRSF - Quarterly IUFR for the period till December 31, 2015				
Annex 1B. Facility Operations Account for the period till December 31, 2015 showing income received and expenses incurred during the quarter (INR)				
Particulars	Actual			Remarks
	During the qr	Year to date	Project to date	
Opening balance	1775851	-	-	-
Add Interest on Facility cash balances	9276663	11052514	11052514	-
Add guarantee fees received from SIDBI	0	0	0	-
Add guarantee fees received from PFIs	0	0	0	-
Add transfer from facility account (GEF - SIDBI)	4591535	21795715	21795715	-
Less transfer to facility account (GEF - SIDBI)	10094967	10094967	10094967	-
				-
Total inflow	5549082	22753262	22753262	-
Less:				-
Fixed management fee paid to SIDBI	4591535	6122047	6122047	-
Variable management fee paid to SIDBI	-	-	-	-
CTF front end fee	-	15124623	15124623	-
CTF guarantee fee	957547	1506592	1506592	-
M&V fees and costs	-	-	-	-
End to end solutions	-	-	-	-
Salaries of contractual staff of PMU	-	-	-	-
Admin & others operating expenses of PMU	-	-	-	-
Audit fees	-	-	-	-
				-
Total outflow	5549082	22753262	22753262	-
				-
Closing balance	0	-	-	-
				-

Note:

The interest income as well as the CTF guarantee fee pertains to the quarter expenses, however, these are not reflecting in the GL report till December 2015 since the vouching has been done in the month of January 2016. For the purpose of reporting and give correct income and expenditure income, these have been shown under current quarter.



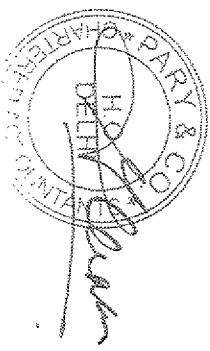
2. Summary Guarantee Status as on XXXX (to INR)

2. Summary Guarantee Status as on XXXX (to INR)


[illegible]

To be submitted by **SHD**

The report will provide summary status of outstanding loans, guarantees etc as on date of the report. This will be supported by the detailed list



Garikana

 *Signature*

Signature 

The statement is made by the undersigned and is true and correct to the best of his knowledge and belief. It is made for the purpose of the account of the
 and it is not intended to be used for any other purpose.
 The statement is made by the undersigned and is true and correct to the best of his knowledge and belief. It is made for the purpose of the account of the

Sl. No.	Name of the Party	Address	City	State	Pin Code	Particulars										Total	Remarks
						Particulars	Particulars	Particulars	Particulars	Particulars	Particulars	Particulars	Particulars	Particulars	Particulars		
1	A	B	C	D	E	F	G	H	I	J	K	L	M	N	O	P	Q
2	A	B	C	D	E	F	G	H	I	J	K	L	M	N	O	P	Q
3	A	B	C	D	E	F	G	H	I	J	K	L	M	N	O	P	Q
4	A	B	C	D	E	F	G	H	I	J	K	L	M	N	O	P	Q
5	A	B	C	D	E	F	G	H	I	J	K	L	M	N	O	P	Q
6	A	B	C	D	E	F	G	H	I	J	K	L	M	N	O	P	Q
7	A	B	C	D	E	F	G	H	I	J	K	L	M	N	O	P	Q
8	A	B	C	D	E	F	G	H	I	J	K	L	M	N	O	P	Q
9	A	B	C	D	E	F	G	H	I	J	K	L	M	N	O	P	Q
10	A	B	C	D	E	F	G	H	I	J	K	L	M	N	O	P	Q
11	A	B	C	D	E	F	G	H	I	J	K	L	M	N	O	P	Q
12	A	B	C	D	E	F	G	H	I	J	K	L	M	N	O	P	Q
13	A	B	C	D	E	F	G	H	I	J	K	L	M	N	O	P	Q
14	A	B	C	D	E	F	G	H	I	J	K	L	M	N	O	P	Q
15	A	B	C	D	E	F	G	H	I	J	K	L	M	N	O	P	Q
16	A	B	C	D	E	F	G	H	I	J	K	L	M	N	O	P	Q
17	A	B	C	D	E	F	G	H	I	J	K	L	M	N	O	P	Q
18	A	B	C	D	E	F	G	H	I	J	K	L	M	N	O	P	Q
19	A	B	C	D	E	F	G	H	I	J	K	L	M	N	O	P	Q
20	A	B	C	D	E	F	G	H	I	J	K	L	M	N	O	P	Q
21	A	B	C	D	E	F	G	H	I	J	K	L	M	N	O	P	Q
22	A	B	C	D	E	F	G	H	I	J	K	L	M	N	O	P	Q
23	A	B	C	D	E	F	G	H	I	J	K	L	M	N	O	P	Q
24	A	B	C	D	E	F	G	H	I	J	K	L	M	N	O	P	Q
25	A	B	C	D	E	F	G	H	I	J	K	L	M	N	O	P	Q
26	A	B	C	D	E	F	G	H	I	J	K	L	M	N	O	P	Q
27	A	B	C	D	E	F	G	H	I	J	K	L	M	N	O	P	Q
28	A	B	C	D	E	F	G	H	I	J	K	L	M	N	O	P	Q
29	A	B	C	D	E	F	G	H	I	J	K	L	M	N	O	P	Q
30	A	B	C	D	E	F	G	H	I	J	K	L	M	N	O	P	Q
31	A	B	C	D	E	F	G	H	I	J	K	L	M	N	O	P	Q
32	A	B	C	D	E	F	G	H	I	J	K	L	M	N	O	P	Q
33	A	B	C	D	E	F	G	H	I	J	K	L	M	N	O	P	Q
34	A	B	C	D	E	F	G	H	I	J	K	L	M	N	O	P	Q
35	A	B	C	D	E	F	G	H	I	J	K	L	M	N	O	P	Q
36	A	B	C	D	E	F	G	H	I	J	K	L	M	N	O	P	Q
37	A	B	C	D	E	F	G	H	I	J	K	L	M	N	O	P	Q
38	A	B	C	D	E	F	G	H	I	J	K	L	M	N	O	P	Q
39	A	B	C	D	E	F	G	H	I	J	K	L	M	N	O	P	Q
40	A	B	C	D	E	F	G	H	I	J	K	L	M	N	O	P	Q
41	A	B	C	D	E	F	G	H	I	J	K	L	M	N	O	P	Q
42	A	B	C	D	E	F	G	H	I	J	K	L	M	N	O	P	Q
43	A	B	C	D	E	F	G	H	I	J	K	L	M	N	O	P	Q
44	A	B	C	D	E	F	G	H	I	J	K	L	M	N	O	P	Q
45	A	B	C	D	E	F	G	H	I	J	K	L	M	N	O	P	Q
46	A	B	C	D	E	F	G	H	I	J	K	L	M	N	O	P	Q
47	A	B	C	D	E	F	G	H	I	J	K	L	M	N	O	P	Q
48	A	B	C	D	E	F	G	H	I	J	K	L	M	N	O	P	Q
49	A	B	C	D	E	F	G	H	I	J	K	L	M	N	O	P	Q
50	A	B	C	D	E	F	G	H	I	J	K	L	M	N	O	P	Q
51	A	B	C	D	E	F	G	H	I	J	K	L	M	N	O	P	Q
52	A	B	C	D	E	F	G	H	I	J	K	L	M	N	O	P	Q
53	A	B	C	D	E	F	G	H	I	J	K	L	M	N	O	P	Q
54	A	B	C	D	E	F	G	H	I	J	K	L	M	N	O	P	Q
55	A	B	C	D	E	F	G	H	I	J	K	L	M	N	O	P	Q
56	A	B	C	D	E	F	G	H	I	J	K	L	M	N	O	P	Q
57	A	B	C	D	E	F	G	H	I	J	K	L	M	N	O	P	Q
58	A	B	C	D	E	F	G	H	I	J	K	L	M	N	O	P	Q
59	A	B	C	D	E	F	G	H	I	J	K	L	M	N	O	P	Q
60	A	B	C	D	E	F	G	H	I	J	K	L	M	N	O	P	Q
61	A	B	C	D	E	F	G	H	I	J	K	L	M	N	O	P	Q
62	A	B	C	D	E	F	G	H	I	J	K	L	M	N	O	P	Q
63	A	B	C	D	E	F	G	H	I	J	K	L	M	N	O	P	Q
64	A	B	C	D	E	F	G	H	I	J	K	L	M	N	O	P	Q
65	A	B	C	D	E	F	G	H	I	J	K	L	M	N	O	P	Q
66	A	B	C	D	E	F	G	H	I	J	K	L	M	N	O	P	Q
67	A	B	C	D	E	F	G	H	I	J	K	L	M	N	O	P	Q
68	A	B	C	D	E	F	G	H	I	J	K	L	M	N	O	P	Q
69	A	B	C	D	E	F	G	H	I	J	K	L	M	N	O	P	Q
70	A	B	C	D	E	F	G	H	I	J	K	L	M	N	O	P	Q
71	A	B	C	D	E	F	G	H	I	J	K	L	M	N	O	P	Q
72	A	B	C	D	E	F	G										


PRSF - Quarterly IUFRR for the period till December 31, 2015

4. Sources and Application of Funds for TA Component For the period till December 31, 2015 (INR)

SIDBI


Particulars	Actual			Remarks
	During the quarter	Year to date	Project to date	
Reimbursement received from the Bank	8194755	8194755	8194755	-
Sources of funds				-
Contribution from SIDBI	1221641	9416396	9416396	-
Total	1221641	9416396	9416396	

Application of funds				-
Capacity, resource building and institutional strengthening	804541	8999296	8999296	-
Technical assistance and capacity building for ESCOs and PFIs	417100	417100	417100	-
Other market development elements	0	0	0	-
Total	1221641	9416396	9416396	-



PRSF - Quarterly IUFR for the period till December 31, 2015
5. Claim for Disbursement by the Bank (INR)

Particulars	Claims under Guarantee Facility			Technical Assistance Claims		
	Current Claim	Total claimed including current claim	Claims disbursed by the Bank till date	Current Claim	Total claimed including current claim	Claims disbursed by the Bank till date
GEF disbursement - SIDBI	0	0	0			
GEF disbursement - PFI	0	0	0			
Guarantee payout - CTF	0	0	0			
TA reimbursement				1221641	9416396	8194755
Total				1221641	9416396	8194755



Partial Risk Sharing Facility for Energy Efficiency (PRSF) Interest Calculation						
GEF Grant (USD)	Equivalent converted INR amount	Period of Interest		No. of Days		
12,000,000	798,820,000	1-Oct-15	31-Dec-15	92		
Sf No	Date	Opening Balance	Closing Balance	Repo Rate	Margin	Effective Rate
1	1-Oct-15	774,824,285	774,824,285	6.75%	2%	4.75%
2	2-Oct-15	774,824,285	774,824,285	6.75%	2%	4.75%
3	3-Oct-15	774,824,285	774,824,285	6.75%	2%	4.75%
4	4-Oct-15	774,824,285	774,824,285	6.75%	2%	4.75%
5	5-Oct-15	774,824,285	774,824,285	6.75%	2%	4.75%
6	6-Oct-15	774,824,285	774,824,285	6.75%	2%	4.75%
7	7-Oct-15	774,824,285	774,824,285	6.75%	2%	4.75%
8	8-Oct-15	774,824,285	774,824,285	6.75%	2%	4.75%
9	9-Oct-15	774,824,285	774,824,285	6.75%	2%	4.75%
10	10-Oct-15	774,824,285	774,824,285	6.75%	2%	4.75%
11	11-Oct-15	774,824,285	774,824,285	6.75%	2%	4.75%
12	12-Oct-15	774,824,285	774,824,285	6.75%	2%	4.75%
13	13-Oct-15	774,824,285	774,824,285	6.75%	2%	4.75%
14	14-Oct-15	774,824,285	774,824,285	6.75%	2%	4.75%
15	15-Oct-15	774,824,285	774,824,285	6.75%	2%	4.75%
16	16-Oct-15	774,824,285	774,824,285	6.75%	2%	4.75%
17	17-Oct-15	774,824,285	774,824,285	6.75%	2%	4.75%
18	18-Oct-15	774,824,285	774,824,285	6.75%	2%	4.75%
19	19-Oct-15	774,824,285	774,824,285	6.75%	2%	4.75%
20	20-Oct-15	774,824,285	774,824,285	6.75%	2%	4.75%
21	21-Oct-15	774,824,285	774,824,285	6.75%	2%	4.75%
22	22-Oct-15	774,824,285	774,824,285	6.75%	2%	4.75%
23	23-Oct-15	774,824,285	774,824,285	6.75%	2%	4.75%
24	24-Oct-15	774,824,285	774,824,285	6.75%	2%	4.75%
25	25-Oct-15	774,824,285	774,824,285	6.75%	2%	4.75%
26	26-Oct-15	774,824,285	774,824,285	6.75%	2%	4.75%
27	27-Oct-15	774,824,285	774,824,285	6.75%	2%	4.75%
28	28-Oct-15	774,824,285	774,824,285	6.75%	2%	4.75%
29	29-Oct-15	774,824,285	774,824,285	6.75%	2%	4.75%
30	30-Oct-15	774,824,285	774,824,285	6.75%	2%	4.75%
31	31-Oct-15	774,824,285	774,824,285	6.75%	2%	4.75%
32	1-Nov-15	774,824,285	774,824,285	6.75%	2%	4.75%
33	2-Nov-15	774,824,285	774,824,285	6.75%	2%	4.75%
34	3-Nov-15	774,824,285	774,824,285	6.75%	2%	4.75%
35	4-Nov-15	774,824,285	774,824,285	6.75%	2%	4.75%
36	5-Nov-15	774,824,285	774,824,285	6.75%	2%	4.75%
37	6-Nov-15	774,824,285	774,824,285	6.75%	2%	4.75%
38	7-Nov-15	774,824,285	774,824,285	6.75%	2%	4.75%
39	8-Nov-15	774,824,285	774,824,285	6.75%	2%	4.75%
40	9-Nov-15	774,824,285	774,824,285	6.75%	2%	4.75%
41	10-Nov-15	774,824,285	774,824,285	6.75%	2%	4.75%
42	11-Nov-15	774,824,285	774,824,285	6.75%	2%	4.75%
43	12-Nov-15	774,824,285	774,824,285	6.75%	2%	4.75%
44	13-Nov-15	774,824,285	774,824,285	6.75%	2%	4.75%
45	14-Nov-15	774,824,285	774,824,285	6.75%	2%	4.75%
46	15-Nov-15	774,824,285	774,824,285	6.75%	2%	4.75%
47	16-Nov-15	774,824,285	774,824,285	6.75%	2%	4.75%
48	17-Nov-15	774,824,285	774,824,285	6.75%	2%	4.75%
49	18-Nov-15	774,824,285	774,824,285	6.75%	2%	4.75%
50	19-Nov-15	774,824,285	774,824,285	6.75%	2%	4.75%
51	20-Nov-15	774,824,285	774,824,285	6.75%	2%	4.75%
52	21-Nov-15	774,824,285	774,824,285	6.75%	2%	4.75%
53	22-Nov-15	774,824,285	774,824,285	6.75%	2%	4.75%
54	23-Nov-15	774,824,285	774,824,285	6.75%	2%	4.75%
55	24-Nov-15	774,824,285	774,824,285	6.75%	2%	4.75%
56	25-Nov-15	774,824,285	774,824,285	6.75%	2%	4.75%
57	26-Nov-15	774,824,285	774,824,285	6.75%	2%	4.75%
58	27-Nov-15	774,824,285	774,824,285	6.75%	2%	4.75%
59	28-Nov-15	774,824,285	774,824,285	6.75%	2%	4.75%
60	29-Nov-15	774,824,285	774,824,285	6.75%	2%	4.75%
61	30-Nov-15	774,824,285	774,824,285	6.75%	2%	4.75%
62	1-Dec-15	774,824,285	774,824,285	6.75%	2%	4.75%
63	2-Dec-15	774,824,285	774,824,285	6.75%	2%	4.75%
64	3-Dec-15	774,824,285	774,824,285	6.75%	2%	4.75%
65	4-Dec-15	774,824,285	774,824,285	6.75%	2%	4.75%
66	5-Dec-15	774,824,285	774,824,285	6.75%	2%	4.75%
67	6-Dec-15	774,824,285	774,824,285	6.75%	2%	4.75%
68	7-Dec-15	774,824,285	774,824,285	6.75%	2%	4.75%
69	8-Dec-15	774,824,285	774,824,285	6.75%	2%	4.75%
70	9-Dec-15	774,824,285	774,824,285	6.75%	2%	4.75%
71	10-Dec-15	774,824,285	774,824,285	6.75%	2%	4.75%
72	11-Dec-15	774,824,285	774,824,285	6.75%	2%	4.75%
73	12-Dec-15	774,824,285	774,824,285	6.75%	2%	4.75%
74	13-Dec-15	774,824,285	774,824,285	6.75%	2%	4.75%
75	14-Dec-15	774,824,285	774,824,285	6.75%	2%	4.75%
76	15-Dec-15	774,824,285	774,824,285	6.75%	2%	4.75%
77	16-Dec-15	774,824,285	774,824,285	6.75%	2%	4.75%
78	17-Dec-15	774,824,285	774,824,285	6.75%	2%	4.75%
79	18-Dec-15	774,824,285	774,824,285	6.75%	2%	4.75%
80	19-Dec-15	774,824,285	774,824,285	6.75%	2%	4.75%
81	20-Dec-15	774,824,285	774,824,285	6.75%	2%	4.75%
82	21-Dec-15	774,824,285	774,824,285	6.75%	2%	4.75%
83	22-Dec-15	774,824,285	774,824,285	6.75%	2%	4.75%
84	23-Dec-15	774,824,285	774,824,285	6.75%	2%	4.75%
85	24-Dec-15	774,824,285	774,824,285	6.75%	2%	4.75%
86	25-Dec-15	774,824,285	774,824,285	6.75%	2%	4.75%
87	26-Dec-15	774,824,285	774,824,285	6.75%	2%	4.75%
88	27-Dec-15	774,824,285	774,824,285	6.75%	2%	4.75%
89	28-Dec-15	774,824,285	774,824,285	6.75%	2%	4.75%
90	29-Dec-15	774,824,285	774,824,285	6.75%	2%	4.75%
91	30-Dec-15	774,824,285	774,824,285	6.75%	2%	4.75%
92	31-Dec-15	774,824,285	774,824,285	6.75%	2%	4.75%
Total						927,656,333

The amount is not reflecting in respective GL Report as the voucher of the same was passed in January 2016


PRSF - Quarterly IUFR for the period till March 31, 2016

1. PRSF - Balance Sheet as on March 31, 2016

Particulars	INR	
	Annex Ref	Amount
Liabilities		
Partial Risk Sharing Facility :		
GEF Guarantee Facility - SIDBI	1A	391,248,010.00
GEF Guarantee Facility - PFI	1A	398,310,000.00
CTF Sub Guarantee	1A	-
Guarantee Payable (balance)		-
Operating Fund balance	1B	-
Total Liabilities		789,558,010.00
Assets		
Cash-in-Hand/ Balance at Bank/ Investments		789,558,010.00
Total Assets		789,558,010.00




Authorized Signatory (SIDBI)



PRSF - Quarterly IUFR for the period till March 31, 2016				
Annex 1A. Statement of Facility Sources and Application of Funds for the period till March 31, 2016				
Particulars	INR			
	GEF Guarantee Facility - SIDBI	GEF Guarantee Facility - PFI	CTF Sub- Guarantee	Total
(i) Facilit. balance at the beginning of the quarter	396,609,252.00	398,310,000.00	-	794,919,252.00
(ii) Add: Receipts/ inflows during the quarter:				
a Amounts received from GEF (one time)	-	-	-	-
b Amounts received from CTF (recurring)	-	-	-	-
c Recoveries against payouts	-	-	-	-
d Penalties & fines received	-	-	-	-
e Transfer in from Operations Account	4,638,758.00	-	-	4,638,758.00
(iii) Total receipts/ inflows during the quarter (a to e)	4,638,758.00	-	-	4,638,758.00
(iv) Total Fund Sources (i)+(iii)	391,248,010.00	398,310,000.00	-	789,558,010.00
(v) Less: Payments/ outflows during the quarter:				
f Guarantee payouts - first tranche	-	-	-	-
g Guarantee payouts - final tranche	-	-	-	-
h Transfer out to Operations Account	-	-	-	-
(vi) Total payments/ outflows during the quarter (f to h)	-	-	-	-
(vii) Fund balance at the end of the quarter (iv-vi) carried forward to IUFR 1	391,248,010.00	398,310,000.00	-	789,558,010.00



Lajiv Kumar



PRSF - Quarterly IUFR for the period till March 31, 2016

Annex 1B. Facility Operations Account for the period till March 31, 2016 showing income received and expenses incurred during the quarter (INR)

Particulars	Actual			Remarks
	During the qr	Year to date	Project to date	
Opening balance	-	-	-	-
Add Interest on Facility cash balances	9,295,379.00	20,347,893.36	20,347,893.36	-
Add guarantee fees received from SIDBI	-	-	-	-
Add guarantee fees received from PFIs	-	-	-	-
Add transfer from facility account (GEF - SIDBI)	-	21,795,715.00	21,795,715.00	-
Less transfer to facility account (GEF - SIDBI)	4,638,758.00	14,733,725.00	14,733,725.00	-
Total inflow	4,656,621.00	27,409,883.36	27,409,883.36	-
Less:				-
Fixed management fee paid to SIDBI	4,616,338.00	10,738,385.00	10,738,385.00	-
Variable management fee paid to SIDBI	-	-	-	-
CTF front end fee	-	15,124,623.00	15,124,623.00	-
CTF guarantee fee	-	1,506,592.00	1,506,592.00	-
M&V fees and costs	-	-	-	-
End to end solutions	-	-	-	-
Salaries of contractual staff of PMU	-	-	-	-
Admin & others operating expenses of PMU	40,283.00	40,283.00	40,283.00	-
Audit fees	-	-	-	-
Total outflow	4,656,621.00	27,409,883.00	27,409,883.00	-
Closing balance	-	-	-	-

NOTE : THE AMOUNT OF EXCESS INTEREST INCOME TRANSFERRED TO PRSF SIDBI LENDING WINDOW ACCOUNT FROM THE OPERATIONS ACCOUNT IS NOT REFLECTED IN THE GL REPORT FOR THE PERIOD JANUARY 01, 2016 TO MARCH 31, 2016 , SINCE THE VOUCHER WAS PASSED ONLY ON APRIL 26, 2016. FURTHER THE AMOUNT TRANSFERRED TO PRSF SIDBI LENDING WINDOW ACCOUNT SHALL BE DEEMED TO BE TRANSFERRED ON MARCH 31, 2016 FOR THE PURPOSE OF CALCULATING INTEREST INCOME FOR THE PERIOD APRIL 01, 2016 TO JUNE 30, 2016.




Sajiv Kumar

PRSF - Quarterly ICFR for the period from xxxx to xxxx																			
2. Summary Guarantee Status as on xxxx (In INR)																			
Lender Name	Total Amount of Loan	Loan Outstanding	Guarantee Outstanding				Guarantee Claims (Total)		Guarantee Claims Paid		Guarantee Claims Payable		Recovery		Unrecovered Guarantee Paid		Guarantee Status - Open/Close	Remarks	
			Principal	PRSF	%	Others	%	PRSF	Others	PRSF	Others	PRSF	Others	PRSF	Others	PRSF			Others
A. GIEF - SIDBI (Facility Limit INR XXXXXX)																			
SIDBI (as Lender)																			
B. GIEF - PFI (Facility Limit INR XXXXXX)																			
C. CTF (PFI) Sub-Guarantee (Facility Limit INR XXXXXX)																			
Total																			
To be submitted by SIDBI																			
The report will provide summary status of outstanding loans, guarantees etc as on date of the report. This will be supported by the detailed list.																			



PPS - Quarterly Return of Foreign Investments (Detailed Statement of Foreign Investments) (PS-7)										PPS - Quarterly Return of Foreign Investments (Group) (Detailed Statement of Foreign Investments) (PS-7A)													
(i) Loan Participants (Fund Source, Borrower and PFI)										(ii) Container Details			Average Load for Containers (Tons/PSF)	(iii) Container Details, Rates and Scales									
Sl. No.	PFI Name	PFI Address	PFI Type	PFI Size (sq. ft.)	PFI Capacity (Tons)	PFI Location (GPS)		PFI Status	PFI Remarks	Container No.	Container Details			Rate (USD)	Scale (Tons)	Rate (USD)	Scale (Tons)	Rate (USD)	Scale (Tons)	Rate (USD)	Scale (Tons)	Remarks	
						Latitude	Longitude				Height	Weight											
1	
2	
3	
4	
5	
6	
7	
8	
9	
10	

Note: The above information is provided for information only and is not intended to be used for any other purpose. The information is subject to change without notice. The information is provided for information only and is not intended to be used for any other purpose. The information is subject to change without notice.



PRSF - Quarterly IUF for the period till March 31, 2016

4. Sources and Application of Funds for TA Component For the period till March 31, 2016 (INR)

SIDBI

Particulars	Actual			Remarks
	During the quarter	Year to date	Project to date	
Reimbursement received from the Bank	1,221,641.00	9,416,396.00	9,416,396.00	-
Sources of funds				-
Contribution from SIDBI	2,238,692.00	11,655,088.00	11,655,088.00	-
Total	2,238,692.00	11,655,088.00	11,655,088.00	
Application of funds				-
Capacity, resource building and institutional strengthening	1,849,083.00	10,848,379.00	10,848,379.00	-
Technical assistance and capacity building for ESCOs and PFIs	389,609.00	806,709.00	806,709.00	-
Other market development elements	-	-	-	-
Total	2,238,692.00	11,655,088.00	11,655,088.00	-



PRSF - Quarterly IUFR for the period till December 31, 2015						
5. Claim for Disbursement by the Bank (INR)						
Particulars	Claims under Guarantee Facility			Technical Assistance Claims		
	Current Claim	Total claimed including current claim	Claims disbursed by the Bank till date	Current Claim	Total claimed including current claim	Claims disbursed by the Bank till date
GEF disbursement - SIDBI	-	-	-			
GEF disbursement - PFI	-	-	-			
Guarantee payout - CTF	-	-	-			
TA reimbursement				2,238,692.00	11,655,088.00	9,416,396.00
Total				2,238,692.00	11,655,088.00	9,416,396.00

