








Results Matrix

Outcomes										
Outcome:	1 Support the design of strategies aimed at improving the sustainability of Health Care System in the long term									
Indicators	Flags*	Unit of Measure	Baseline	Baseline Year	Means of verification		2021	2022	2023	EOP
1.1 Strategies designed to achieve the sustainability of Health Care System		Document (#)	0.00	2021	Document published in EzShare	P	0.00	0.00	1.00	1.00
						P(a)	0.00	0.00	1.00	1.00
						A	0.00			
1.2 Health digital transformation strategy design		Document (#)	0.00	2021	Document published in EzShare	P	0.00	0.00	1.00	1.00
						P(a)	0.00	0.00	0.00	1.00
						A	0.00			



Outputs: Annual Physical and Financial Progress

1 Sustainability of the health system						Physical Progress					Financial Progress					Theme	Fund	Flags
Outputs	Output Description	Unit of Measure	Baseline	Baseline Year	Means of verification	2021	2022	2023	EOP	2021	2022	2023	EOP					
1.1 Methodologies designed/strengthened	Document of methodology and calculation of the UPC for the subsidized regime	Methodologies (#)	0	2021	Document published in EZShare	P	0.2	0.4	0.4	1	P	10000	30000	20000	60000	Institutional Development	SOC	
						P(a)	0.2	0.6	0.4	1	P(a)	10000	40000	20000	60000			
						A	0			0	A	0			0			
1.2 Methodologies designed/strengthened	Health technology basket document and own price index	Methodologies (#)	0	2021	Document published in EZShare	P	0.2	0.4	0.4	1	P	0	10000	20000	30000	Institutional Development	SOC	
						P(a)	0.2	0.6	0.4	1	P(a)	0	10000	20000	30000			
						A	0			0	A	0			0			
1.3 Project implementation unit strenghtened	Tracking nominal system for monitoring health promotion and prevention activities	PIUs (#)	0	2021	Document published in EZShare	P	0.3	0.4	0.3	1	P	5000	15000	10000	30000	Institutional Development	SOC	
						P(a)	0.3	0.7	0.3	1	P(a)	5000	15000	15000	30000			
						A	0			0	A	0			0			
2 Digital transformation						Physical Progress					Financial Progress					Theme	Fund	Flags
Outputs	Output Description	Unit of Measure	Baseline	Baseline Year	Means of verification	2021	2022	2023	EOP	2021	2022	2023	EOP					
2.1 Strategies designed	Solution designing for improving the access opportunity services and quality of information	Strategies (#)	0	2021	Document published in EZShare	P	0	0.6	0.4	1	P	0	40000	30000	70000	Institutional Development	SOC	
						P(a)	0	0.6	0.4	1	P(a)	0	40000	30000	70000			
						A	0			0	A	0			0			
2.2 Transparency and accountability mechanisms developed	Audit mechanism for billing health services provided to the immigrant population	Transparency & Accountability Mechanisms (#)	0	2021	Document published in EZShare	P	0.4	0.6	0	1	P	20000	30000	0	50000	Institutional Development	SOC	
						P(a)	0.4	0.5	0.5	1	P(a)	20000	40000	10000	50000			
						A	0			0	A	0			0			
2.3 Strategies designed	Electronic health record (EHR) implementation route	Strategies (#)	0	2021	Document published in EZShare	P	0.4	0.6	0	1	P	20000	40000	0	60000	Institutional Development	SOC	
						P(a)	0.4	0.5	0.5	1	P(a)	20000	50000	10000	60000			
						A	0			0	A	0			0			

Other Cost

Total Cost

	2021	2022	2023	Total Cost
P	\$55,000.00	\$165,000.00	\$80,000.00	\$300,000.00
P(a)	\$55,000.00	\$195,000.00	\$105,000.00	\$300,000.00
A				