








Results Matrix

Outcomes

Outcome:	1 Contribute to improved development effectiveness of health projects through generating analysis and tools ect lifecycle	
		

Outputs: Annual Physical and Financial Progress

1 Enhancing quality of health projects during project preparation						Physical Progress					Financial Progress				Theme	Fund	Flags	
Outputs	Output Description	Unit of Measure	Baseline	Baseline Year	Means of verification	2025	2026	2027	EOP	2025	2026	2027	EOP					
1.1 Methodologies designed/strengthened	Elaboration of a tool to enhance project preparation for typical health interventions based on the analysis carried out to date	Methodologies (#)	0	2025	Tool and Updated Taxonomy report	P	0	2	1	3	P	0	26000	15000	41000	Social Development	W2E	
						P(a)	0	2	1	3	P(a)	0	26000	15000	41000			
						A					A							
1.2 Diagnostics and assessments completed	Analysis of information at project preparation stage elaborated	Diagnostics (#)	0	2025	Report	P	0	1	0	1	P	0	0	8000	8000	Social Development	W2E	
						P(a)	0	1	0	1	P(a)	0	0	8000	8000			
						A					A							
1.3 Workshops organized	Validation workshops	Workshops (#)	0	2025	Report Workshop	P	0	1	2	3	P	0	2000	9000	11000	Social Development	W2E	
						P(a)	0	1	2	3	P(a)	0	2000	9000	11000			
						A					A							
2 Strengthen monitoring, evaluation, and learning during project execution and increase readiness for project closure						Physical Progress					Financial Progress							
Outputs	Output Description	Unit of Measure	Baseline	Baseline Year	Means of verification	2025	2026	2027	EOP	2025	2026	2027	EOP	Theme	Fund	Flags		
2.1 Methodologies designed/strengthened	Tools and how to guidelines from examples and good practices from validated PCR	Methodologies (#)	0	2025	Tools and how to guidelines Report	P	0	0	1	1	P	0	15000	10000	25000	Social Development	W2E	
						P(a)	0	0	1	1	P(a)	0	15000	10000	25000			
						A					A							
2.2 Diagnostics and assessments completed	1) Gap Analysis of Monitoring and Evaluation plans and 2) analysis and systematization of achievements from	Diagnostics (#)				P	0	2	0	2	P	0	25000	25000	50000	Social Development	W2E	
						P(a)	0	2	0	2	P(a)	0	25000	25000	50000			
						A					A							
2.3 Workshops organized	Validation workshops	Workshops (#)	0	2025	Report Workshop	P	0	0	2	2	P	0	0	15000	15000	Social Development	W2E	
						P(a)	0	0	2	2	P(a)	0	0	15000	15000			
						A					A							

Other Cost

Total Cost

	2025	2026	2027	Total Cost
P		\$68,000.00	\$82,000.00	\$150,000.00
P(a)		\$68,000.00	\$82,000.00	\$150,000.00
A				