





Results Matrix

Outcomes											
Outcome:	1 Institutional strengthening of the participating NSOs in the area of statistical production on Indigenous Peoples, Afro-descendants, and LGBTQ+ individuals										
Indicators	Flags*	Unit of Measure	Baseline	Baseline Year	Means of verification		2025	2026	2027	EOP	
1.1 Recommendation documents to improve statistical production on race and ethnicity and on SOGI, collectively		# of countries	0.00	2024	Comunicacion de parte de las ONEs participantes confirmando recepción de los documentos	P	0.00	0.00	4.00	4.00	
						P(a)	0.00	0.00	4.00	4.00	
						A					

 CRF Indicator

Outputs: Annual Physical and Financial Progress

1 Identification of best practices and current challenges in the statistical production process on Indigenous Peoples, Afro-descendants, and LGBTQ+ individuals						Physical Progress					Financial Progress				Theme	Fund	Flags	
Outputs	Output Description	Unit of Measure	Baseline	Baseline Year	Means of verification	2025	2026	2027	EOP	2025	2026	2027	EOP					
1.1 Diagnostics and assessments completed	Diagnostics and assessments on statistics regarding Indigenous Peoples, Afro-descendants, and LGBTQ+ individuals	Diagnostics (#)	0	2024	Diagnostic documents received by the Bank	P	2	0	0	2	P	40000	0	0	40000	Gender and Diversity	W1A	
						P(a)	2	0	0	2	P(a)	40000	0	0	40000			
						A					A							
1.2 Technical notes created	Technical notes related to statistical production on Indigenous Peoples, Afro-descendants, and LGBTQ+ individuals	Notes (#)	0	2024	Technical notes developed and received by the Bank	P	0	2	2	4	P	0	110000	110000	220000	Gender and Diversity	W1A	
						P(a)	0	2	2	4	P(a)	0	110000	110000	220000			
						A					A							
2 Capacity building through knowledge exchange and the systematization of recommendations to improve statistical production on Indigenous Peoples, Afro-descendants, and LGBTQ+ individuals						Physical Progress					Financial Progress				Theme	Fund	Flags	
Outputs	Output Description	Unit of Measure	Baseline	Baseline Year	Means of verification	2025	2026	2027	EOP	2025	2026	2027	EOP					
2.1 Workshops to produce recommendations for improving statistics on Indigenous Peoples, Afro-descendants, and LGBTQ+ individuals conducted		Workshops (#)	0	2024	Workshop attendance records	P	4	4	0	8	P	0	30000	25000	55000	Gender and Diversity	W1A	
						P(a)	4	4	0	8	P(a)	0	30000	25000	55000			
						A					A							
2.2 Recommendation documents to improve statistics on Indigenous Peoples, Afro-descendants, and LGBTQ+ individuals developed		Documents (#)	0	2024	Documents received by the Bank	P	0	0	2	2	P	0	0	30000	30000	Gender and Diversity	W1A	
						P(a)	0	0	2	2	P(a)	0	0	30000	30000			
						A					A							
2.3 Training products developed	Training products on recommendations to improve statistics on Indigenous Peoples, Afro-descendants, and LGBTQ+ individuals	Products (#)	0	2024	Training products received by the Bank	P	0	0	2	2	P	0	0	30000	30000	Gender and Diversity	W1A	
						P(a)	0	0	2	2	P(a)	0	0	30000	30000			
						A					A							
2.4 Training workshops delivered	Training and dissemination workshops on recommendations to improve statistics on Indigenous Peoples, Afro-descendants, and LGBTQ+ individuals	Workshops (#)	0	2024	Workshop attendance list	P	0	0	2	2	P	0	0	20000	20000	Gender and Diversity	W1A	
						P(a)	0	0	2	2	P(a)	0	0	20000	20000			
						A					A							

Other Cost
Audit
External final evaluation
Project coordination

Total Cost

 CRF Indicator

 Standard Output Indicator

	2025	2026	2027	Cost
P	\$0.00	\$0.00	\$15,000.00	\$15,000.00
P(a)	\$0.00	\$0.00	\$15,000.00	\$15,000.00
A				
P	\$0.00	\$0.00	\$15,000.00	\$15,000.00
P(a)	\$0.00	\$0.00	\$15,000.00	\$15,000.00
A				
P	\$15,000.00	\$15,000.00	\$20,000.00	\$50,000.00
P(a)	\$15,000.00	\$15,000.00	\$20,000.00	\$50,000.00
A				

	2025	2026	2027	Total Cost
P	\$55,000.00	\$155,000.00	\$265,000.00	\$475,000.00
P(a)	\$55,000.00	\$155,000.00	\$265,000.00	\$475,000.00
A				