

Environmental Monitoring Report

Annual Report
June 2014

THA: Theppana Wind Power Project

Prepared by Greener Consultant Co. Ltd. for the Theppana Wind Farm Co. Ltd. and the Asian Development Bank.

This environmental monitoring report is a document of the borrower. The views expressed herein do not necessarily represent those of ADB's Board of Directors, Management, or staff, and may be preliminary in nature.



In preparing any country program or strategy, financing any project, or by making any designation of or reference to a particular territory or geographic area in this document, the Asian Development Bank does not intend to make any judgments as to the legal or other status of any territory or area.

Environmental Monitoring Report
Of
THEPPANA WIND FARM (WATABAK 2) PROJECT
Watabaek sub-district, Thepsathit district, Chaiyaphum province



Operation Phase

Electricity Generating Public Company Limited



บริษัท กรีนเนอร์ คอนซัลแทนท์ จำกัด
GREENER CONSULTANT CO., LTD.

เลขที่ 19/1-2 อาคารวังเต็ก 3 ชั้นที่ 7 ห้องเลขที่ 7 D แขวงจอมพล เขตจตุจักร กรุงเทพมหานคร เขตจตุจักร 10900.

Tel : 02-272-2727 Fax : 02-272-2728 E-mail : admin@greener.co.th

www.greenerconsultant.com



Content

	Page
1. Scope of the Monitoring	1
2. Sampling and Analytical Methods	2
3. Results and Conclusion	3

Table

1. Sampling and Analytical Methods	1
2. The Results of Sound Level in Ban Watabak (N1) during January 27-28, 2014	4
3. The Results of Sound Level in Ban Watabak (N1) during January 28-29, 2014	5
4. The Results of Sound Level in Ban Watabak (N1) during January 29-30, 2014	6
5. The Results of Sound Level in Khum Mor Din Sai Community (N2) during January 27-28, 2014	7
6. The Results of Sound Level in Khum Mor Din Sai Community (N2) during January 28-29, 2014	8
7. The Results of Sound Level in Khum Mor Din Sai Community (N2) during January 29-30, 2014	9
8. The Results of Sound Level in Tessaban 2 Community (N3) during January 27-28, 2014	7
9. The Results of Sound Level in Tessaban 2 Community (N3) during January 28-29, 2014	8
10. The Results of Sound Level in Tessaban 2 Community (N3) during January 29-30, 2014	9

Picture

1. Environmental Monitoring Station	2
-------------------------------------	---

Attachment

1. Environmental Monitoring Results	
-------------------------------------	--

Environmental Monitoring Report

OF THEPPANA WIND FARM (WATABAK 2) PROJECT

Watabaek sub-district, Thepsathit district, Chaiyaphum province

(Operation Phase on January 27-30, 2014)

1. Scope

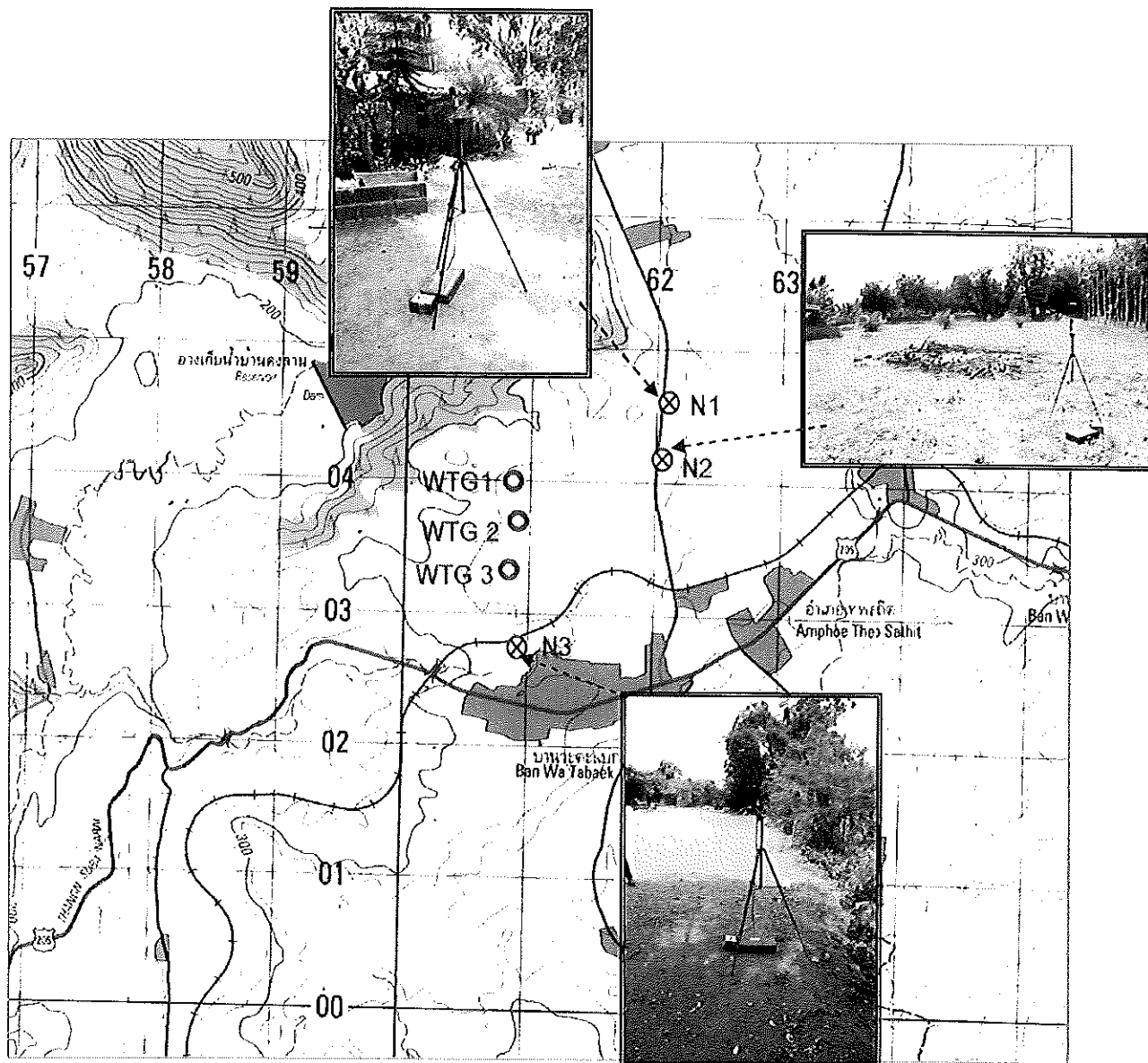
Scope of work is the environmental monitoring against defined monitoring program in Initial Environmental Examination (IEE) of THEPPANA WIND FARM (WATABAK 2) PROJECT during operation period. The monitoring was conducted on January 27-30, 2014. Monitoring program consisted sound level measurement in 3 areas as Ban Watabak, Khum Mor Din Sai Community, and Tessaban 2 Community that shown in figure 1. The parameters of sound level measurement are Leq 5-minute, Leq 1-hour, Leq 24-hour and L₉₀ in three consecutive days.

2. Sampling and Analytical Methods

The sampling and analytical methods follow Thai regulation mentioned by National Environmental Board and details are shown in Table 1.

Table 1: Sampling and Analytical Methods

Parameters	Sampling Method	Analysis Method
Sound Level	Integrating Sound Level Meter	International Electro technical Commission : IEC 60651,60684,61672



Remark:

WTG 1, 2, 3 : Position of wind turbine

N1 : Station for ambient air and sound level monitoring in Ban Watabak

N2 : Station for ambient air and sound level monitoring in Khum Mor Din Sai Community

N3 : Station for ambient air and sound level monitoring in Tessaban 2 Community

Figure 1: Environmental Monitoring Stations

3. Results and Conclusion

The results of environmental monitoring during operation phase on January, 2014 are shown in table 2-2 to table2-10 and can be summarized below.

Ban Watabak The results of sound level in parameter Leq 24-Hr is in the range of 47.6-49.6 dB(A), L_{90} is in the range of 31.8-49.5 dB(A), L_{min} is in the range of 29.8-30.9 dB(A), L_{max} is in the range of 77.8-93.9 dB(A), L_{dn} is in the range of 51.3-53.0 dB(A) and the details of Leq 5-minute are shown in attachment.

Khum Mor Din Sai Community The results of sound level in parameter Leq 24 Hrs is in the range of 55.2-58.1 dB(A), L_{90} is in the range of 36.7-59.3 dB(A), L_{min} is in the range of 28.2-31.7 dB(A), L_{max} is in the range of 84.2-90.5 dB(A), L_{dn} is in the range of 58.5-63.9 dB(A) and the details of Leq 5-minute are shown in attachment.

Tessaban 2 Community The results of sound level in parameter Leq 24 Hrs is in the range of 51.4-52.2 dB(A), L_{90} is in the range of 37.1-46.0 dB(A), L_{min} is in the range of 33.0-34.3 dB(A), L_{max} is in the range of 75.5-81.1 dB(A), L_{dn} is in the range of 51.4-54.4 dB(A) and the details of Leq 5-minute are shown in attachment.

Conclusion When comparing the results with Ambient Noise Standards (Notification of Environmental Board No. 15 B.E.2540 (1997)), it was found that all the monitoring results are within the relevant standards.

Table 2: The Results of Sound Level in Ban Watabak (N1) during January 27-28, 2014

Interval Time	Leq-1hr [dB(A)]	L ₉₀ [dB(A)]	L _{min} [dB(A)]	L _{max} [dB(A)]
14.00-15.00	51.1	35.6	29.8	72.6
15.00-16.00	50.5	34.3	30.5	77.6
16.00-17.00	52.2	36.0	33.6	77.6
17.00-18.00	51.0	35.9	33.7	71.3
18.00-19.00	46.1	34.7	33.0	67.6
19.00-20.00	47.3	42.3	40.2	68.8
20.00-21.00	45.1	40.5	38.2	66.3
21.00-22.00	43.7	38.8	38.1	62.0
22.00-23.00	44.7	40.0	38.9	67.7
23.00-00.00	44.5	39.6	38.5	69.1
00.00-01.00	42.4	38.7	38.0	65.3
01.00-02.00	41.4	38.3	37.2	58.1
02.00-03.00	43.6	38.9	37.1	62.3
03.00-04.00	43.2	37.5	35.8	62.9
04.00-05.00	47.1	37.6	35.7	72.3
05.00-06.00	45.2	37.9	35.9	66.8
06.00-07.00	48.3	36.9	34.1	68.8
07.00-08.00	55.5	39.9	37.1	93.9
08.00-09.00	53.9	39.5	37.2	92.6
09.00-10.00	51.9	38.3	36.5	73.0
10.00-11.00	51.4	38.5	35.8	73.3
11.00-12.00	49.7	37.9	35.9	72.0
12.00-13.00	51.9	39.5	36.0	74.3
13.00-14.00	50.1	36.8	35.2	74.2
Leq 24 hrs	49.6	34.3-42.3	29.8	93.9
Ldn	53.0	-	-	-
Standard ^{1/}	70	-	-	115

Note: ^{1/} Ambient Noise Standards, Notification of Environmental Board No. 15 B.E.2540 (1997)

Table 3: The Results of Sound Level in Ban Watabak (N1) during January 28-29, 2014

Interval Time	Leq-1hr [dB(A)]	L ₉₀ [dB(A)]	L _{min} [dB(A)]	L _{max} [dB(A)]
14.00-15.00	48.1	36.1	30.9	68.0
15.00-16.00	45.8	33.6	31.8	71.1
16.00-17.00	43.6	34.4	33.2	64.8
17.00-18.00	43.9	35.1	33.7	67.3
18.00-19.00	40.2	33.2	32.6	62.3
19.00-20.00	41.2	37.2	36.0	59.9
20.00-21.00	40.3	36.2	35.2	60.1
21.00-22.00	41.6	35.7	34.8	60.4
22.00-23.00	42.5	36.7	36.1	61.1
23.00-00.00	43.6	36.9	36.2	63.4
00.00-01.00	43.3	36.6	35.8	62.8
01.00-02.00	42.9	36.8	35.7	64.7
02.00-03.00	42.5	37.6	36.4	61.8
03.00-04.00	41.8	36.5	34.9	61.3
04.00-05.00	44.4	37.0	35.9	65.1
05.00-06.00	43.4	37.8	36.7	61.0
06.00-07.00	46.3	37.0	35.7	72.1
07.00-08.00	54.3	44.7	42.2	75.8
08.00-09.00	52.1	44.4	43.3	77.8
09.00-10.00	52.7	43.1	35.7	72.4
10.00-11.00	48.4	37.3	34.9	71.8
11.00-12.00	50.4	38.4	36.6	72.3
12.00-13.00	50.5	40.6	36.9	72.2
13.00-14.00	47.7	40.4	31.3	70.8
Leq 24 hrs	47.6	33.2-44.7	30.9	77.8
Ldn	51.3	-	-	-
Standard ^{1/}	70	-	-	115

Note: ^{1/} Ambient Noise Standards, Notification of Environmental Board No. 15 B.E.2540 (1997)

Table 4: The Results of Sound Level in Ban Watabak (N1) during January 29-30, 2014

Interval Time	Leq-1hr [dB(A)]	L ₉₀ [dB(A)]	L _{min} [dB(A)]	L _{max} [dB(A)]
14.00-15.00	42.4	32.8	30.3	82.3
15.00-16.00	38.1	32.9	32.2	64.6
16.00-17.00	36.7	33.1	31.6	63.3
17.00-18.00	37.0	34.6	32.3	63.2
18.00-19.00	34.5	31.8	30.8	62.4
19.00-20.00	35.6	32.1	31.1	57.0
20.00-21.00	35.7	32.0	30.6	56.0
21.00-22.00	40.1	32.6	31.0	61.6
22.00-23.00	40.7	33.6	32.6	59.6
23.00-00.00	43.3	34.2	33.1	64.6
00.00-01.00	44.4	34.5	32.9	66.1
01.00-02.00	44.9	35.5	33.4	73.4
02.00-03.00	41.7	36.5	34.7	62.4
03.00-04.00	41.0	35.7	32.5	59.8
04.00-05.00	42.8	36.6	35.0	62.4
05.00-06.00	42.3	38.3	35.5	62.3
06.00-07.00	46.3	37.4	36.5	80.8
07.00-08.00	56.2	49.5	47.1	87.1
08.00-09.00	51.7	49.4	48.5	79.9
09.00-10.00	54.5	48.4	34.9	79.0
10.00-11.00	49.9	36.5	30.5	79.3
11.00-12.00	52.7	39.2	37.0	79.5
12.00-13.00	49.6	43.1	36.7	71.4
13.00-14.00	50.3	46.9	46.6	71.0
Leq 24 hrs	48.2	31.8-49.5	30.3	87.1
Ldn	51.5	-	-	-
Standard ^{1/}	70	-	-	115

Note: ^{1/} Ambient Noise Standards, Notification of Environmental Board No. 15 B.E.2540 (1997)

Table 5: The Results of Sound Level in Khum Mor Din Sai Community (N2) during January 27-28, 2014

Interval Time	Leq-1hr [dB(A)]	L ₉₀ [dB(A)]	L _{min} [dB(A)]	L _{max} [dB(A)]
14.00-15.00	55.8	40.8	33.3	75.7
15.00-16.00	58.7	40.3	36.7	84.2
16.00-17.00	55.4	40.5	37.4	75.1
17.00-18.00	57.6	42.1	37.0	80.8
18.00-19.00	55.9	41.9	39.7	81.5
19.00-20.00	54.6	44.8	40.8	75.7
20.00-21.00	52.7	44.2	43.5	75.9
21.00-22.00	52.0	43.8	42.7	72.8
22.00-23.00	51.8	45.4	44.6	75.7
23.00-00.00	51.0	42.9	39.6	71.6
00.00-01.00	48.0	39.5	38.8	67.5
01.00-02.00	47.0	39.4	38.7	66.2
02.00-03.00	47.9	40.0	38.9	75.6
03.00-04.00	49.2	40.7	40.0	71.9
04.00-05.00	49.4	40.8	39.4	70.2
05.00-06.00	51.8	42.5	39.7	74.7
06.00-07.00	53.4	42.7	38.5	73.9
07.00-08.00	57.8	43.5	39.8	79.5
08.00-09.00	57.9	45.7	42.4	76.8
09.00-10.00	58.7	45.2	41.5	83.1
10.00-11.00	56.6	43.9	41.0	75.2
11.00-12.00	57.3	45.4	42.6	78.7
12.00-13.00	56.5	43.9	39.9	80.8
13.00-14.00	57.7	44.1	40.4	78.1
Leq 24 hrs	55.2	39.4-45.7	33.3	84.2
Ldn	58.5	-	-	-
Standard ^{1/}	70	-	-	115

Note: ^{1/} Ambient Noise Standards, Notification of Environmental Board No. 15 B.E.2540 (1997)

Table 7: The Results of Sound Level in Khum Mor Din Sai Community (N2) during January 28-29, 2014

Interval Time	Leq-1hr [dB(A)]	L ₉₀ [dB(A)]	L _{min} [dB(A)]	L _{max} [dB(A)]
14.00-15.00	55.6	42.3	34.7	75.2
15.00-16.00	56.6	42.4	39.4	79.1
16.00-17.00	60.3	45.9	43.6	88.7
17.00-18.00	57.8	45.4	42.5	77.8
18.00-19.00	58.0	44.1	41.6	81.3
19.00-20.00	59.8	47.3	43.7	89.1
20.00-21.00	55.1	44.6	42.8	83.1
21.00-22.00	50.5	44.3	43.2	71.8
22.00-23.00	50.2	44.3	43.5	67.6
23.00-00.00	49.0	43.0	39.7	67.0
00.00-01.00	47.5	42.4	40.0	66.4
01.00-02.00	48.8	40.3	39.2	77.2
02.00-03.00	47.6	39.8	38.5	70.6
03.00-04.00	47.9	39.0	36.5	67.2
04.00-05.00	50.6	36.7	36.1	74.2
05.00-06.00	51.5	38.5	36.9	78.4
06.00-07.00	53.8	40.3	39.1	75.4
07.00-08.00	56.7	42.3	38.5	77.6
08.00-09.00	56.7	43.5	40.7	76.4
09.00-10.00	57.7	44.1	40.7	81.2
10.00-11.00	56.6	44.8	43.4	80.8
11.00-12.00	57.0	44.0	41.2	80.8
12.00-13.00	56.8	40.6	35.9	84.5
13.00-14.00	57.3	51.2	28.2	84.3
Leq 24 hrs	55.7	36.7-47.3	28.2	89.1
Ldn	58.6	-	-	-
Standard ^{1/}	70	-	-	115

Note: ^{1/} Ambient Noise Standards, Notification of Environmental Board No. 15 B.E.2540 (1997)

Table 8: The Results of Sound Level in Khum Mor Din Sai Community (N2) during January 29-30, 2014

Interval Time	Leq-1hr [dB(A)]	L ₉₀ [dB(A)]	L _{min} [dB(A)]	L _{max} [dB(A)]
14.00-15.00	59.5	58.0	53.6	86.1
15.00-16.00	60.6	59.3	58.5	76.6
16.00-17.00	60.5	59.2	58.2	79.0
17.00-18.00	60.2	58.7	57.3	70.7
18.00-19.00	60.0	58.3	56.8	69.7
19.00-20.00	59.7	58.1	56.7	68.1
20.00-21.00	60.0	58.2	56.1	69.8
21.00-22.00	60.2	58.1	56.3	71.5
22.00-23.00	60.7	58.8	57.7	71.7
23.00-00.00	61.8	58.9	57.0	79.3
00.00-01.00	61.0	56.9	54.6	82.8
01.00-02.00	57.8	53.0	36.0	84.5
02.00-03.00	43.9	39.0	36.1	64.4
03.00-04.00	43.4	38.2	33.7	61.1
04.00-05.00	44.4	40.4	35.3	63.0
05.00-06.00	43.7	39.3	35.2	63.6
06.00-07.00	51.2	40.5	36.6	83.1
07.00-08.00	55.7	48.9	48.0	90.5
08.00-09.00	50.9	48.3	47.4	82.6
09.00-10.00	51.9	46.1	34.5	77.1
10.00-11.00	52.8	37.3	31.7	84.9
11.00-12.00	56.8	42.8	40.8	78.8
12.00-13.00	56.4	46.7	36.3	80.0
13.00-14.00	58.5	50.9	48.3	81.1
Leq 24 hrs	58.1	37.3-59.3	31.7	90.5
Ldn	63.9	-	-	-
Standard ^{1/}	70	-	-	115

Note: ^{1/} Ambient Noise Standards, Notification of Environmental Board No. 15 B.E.2540 (1997)

Table 9: The Results of Sound Level in Tessaban 2 Community (N3) during January 27-28, 2014

Interval Time	Leq-1hr [dB(A)]	L ₉₀ [dB(A)]	L _{min} [dB(A)]	L _{max} [dB(A)]
14.00-15.00	53.9	38.7	33.0	72.5
15.00-16.00	53.8	37.4	36.1	73.8
16.00-17.00	53.2	38.3	36.7	74.6
17.00-18.00	54.6	40.2	38.8	73.2
18.00-19.00	52.5	39.2	37.4	71.5
19.00-20.00	52.4	43.2	41.5	71.6
20.00-21.00	50.9	43.4	42.3	68.8
21.00-22.00	50.1	42.9	42.0	67.5
22.00-23.00	49.3	43.0	41.7	68.0
23.00-00.00	47.7	41.2	40.0	65.6
00.00-01.00	46.0	39.8	39.5	63.7
01.00-02.00	44.6	39.6	39.2	62.7
02.00-03.00	45.4	39.9	39.4	68.5
03.00-04.00	46.7	39.4	38.8	68.4
04.00-05.00	47.1	39.0	38.4	71.3
05.00-06.00	46.9	38.8	37.9	66.0
06.00-07.00	49.9	38.4	37.1	71.9
07.00-08.00	53.8	40.7	38.6	77.0
08.00-09.00	54.0	41.5	39.5	75.1
09.00-10.00	55.5	43.0	41.9	76.0
10.00-11.00	54.6	42.7	41.2	72.9
11.00-12.00	54.6	42.8	41.6	72.2
12.00-13.00	54.4	42.0	40.1	72.8
13.00-14.00	53.6	40.9	38.2	73.1
Leq 24 hrs	52.2	37.4-43.4	33.0	77.0
Ldn	55.4	-	-	-
Standard ^{1/}	70	-	-	115

Note: ^{1/} Ambient Noise Standards, Notification of Environmental Board No. 15 B.E.2540 (1997)

Table 10: The Results of Sound Level in Tessaban 2 Community (N3) during January 28-29, 2014

Interval Time	Leq-1hr [dB(A)]	L ₉₀ [dB(A)]	L _{min} [dB(A)]	L _{max} [dB(A)]
14.00-15.00	52.3	39.6	34.3	70.9
15.00-16.00	51.7	38.8	37.3	72.8
16.00-17.00	52.2	40.3	39.4	70.6
17.00-18.00	52.3	40.1	38.8	70.8
18.00-19.00	51.1	39.9	39.0	71.9
19.00-20.00	51.0	41.6	40.0	69.6
20.00-21.00	49.7	41.4	39.0	69.5
21.00-22.00	48.2	41.5	40.8	66.2
22.00-23.00	48.3	41.5	40.6	67.9
23.00-00.00	47.1	39.9	38.4	66.2
00.00-01.00	45.7	40.5	38.7	62.1
01.00-02.00	46.9	38.7	37.7	70.5
02.00-03.00	45.4	39.9	37.7	62.8
03.00-04.00	45.4	38.7	36.6	64.8
04.00-05.00	46.5	37.6	36.1	65.2
05.00-06.00	47.2	37.7	36.8	67.3
06.00-07.00	49.2	38.4	36.7	70.1
07.00-08.00	53.2	41.4	39.5	74.0
08.00-09.00	54.4	42.4	41.0	73.3
09.00-10.00	56.3	45.2	41.1	73.5
10.00-11.00	53.6	41.9	40.8	71.9
11.00-12.00	54.7	41.6	39.8	73.3
12.00-13.00	53.8	40.0	38.5	75.5
13.00-14.00	52.8	42.0	35.3	72.0
Leq 24 hrs	51.5	37.6-45.2	34.3	75.5
Ldn	54.9	-	-	-
Standard ^{1/}	70	-	-	115

Note: ^{1/} Ambient Noise Standards, Notification of Environmental Board No. 15 B.E.2540 (1997)

Table 11: The Results of Sound Level in Tessaban 2 Community (N3) during January 29-30, 2014

Interval Time	Leq-1hr [dB(A)]	L ₉₀ [dB(A)]	L _{min} [dB(A)]	L _{max} [dB(A)]
14.00-15.00	51.9	42.9	39.8	77.9
15.00-16.00	51.2	44.1	42.6	71.5
16.00-17.00	50.5	44.7	43.1	67.7
17.00-18.00	51.3	45.7	43.1	67.1
18.00-19.00	50.3	44.0	42.9	68.3
19.00-20.00	50.4	43.6	42.0	66.0
20.00-21.00	50.1	44.7	43.2	65.5
21.00-22.00	51.3	45.3	43.8	69.4
22.00-23.00	50.6	45.3	44.2	65.8
23.00-00.00	51.4	45.2	44.3	66.8
00.00-01.00	51.6	44.9	43.1	69.8
01.00-02.00	52.9	42.8	37.0	81.1
02.00-03.00	43.7	38.4	37.0	63.2
03.00-04.00	43.0	37.1	35.1	63.9
04.00-05.00	43.5	37.3	35.5	65.6
05.00-06.00	43.2	37.2	35.4	63.5
06.00-07.00	48.4	37.4	35.9	78.6
07.00-08.00	53.2	45.4	43.4	78.6
08.00-09.00	51.6	46.0	44.7	74.3
09.00-10.00	54.3	45.4	37.8	77.8
10.00-11.00	51.3	38.3	34.2	77.5
11.00-12.00	55.0	41.3	39.2	77.2
12.00-13.00	53.5	43.4	38.4	73.6
13.00-14.00	54.5	46.8	45.3	71.0
Leq 24 hrs	51.4	37.1-46.0	34.2	81.1
Ldn	56.2	-	-	-
Standard ^{1/}	70	-	-	115

Note: ^{1/} Ambient Noise Standards, Notification of Environmental Board No. 15 B.E.2540 (1997)

ATTACHMENT

ENVIRONMENTAL MONITORING RESULTS

ห้างหุ้นส่วนจำกัด บลู คอนซัลแตนท์ Blue Consultant Limited Partnership

32/751 ถนนประชาอุทิศ แขวงทุ่งครุ เขตทุ่งครุ กรุงเทพฯ 10140

โทร.0-2873-6045-6 โทรสาร 0-2873-6046

ANALYSIS REPORT

Sound : 033-57 Greener-2014

Customer: Electricity Generating Public Co., Ltd.

Sampling Date: January 27-28, 2014

Project: Theppana Wind Farm Co., Ltd.

Analysis Date: January 27-28, 2014

Location: Tambon Wa Tabae, Amphoe Thep Sathit, Chaiyaphum Province

Report Date: February 7, 2014

Sampling Station : Ban Wa Tabae

Interval Time	Leq 1 hr [dB(A)]	L90 [dB(A)]	Lmin [dB(A)]	Lmax [dB(A)]
14.00-15.00	51.1	35.6	29.8	72.6
15.00-16.00	50.5	34.3	30.5	77.6
16.00-17.00	52.2	36.0	33.6	77.6
17.00-18.00	51.0	35.9	33.7	71.3
18.00-19.00	46.1	34.7	33.0	67.6
19.00-20.00	47.3	42.3	40.2	68.8
20.00-21.00	45.1	40.5	38.2	66.3
21.00-22.00	43.7	38.8	38.1	62.0
22.00-23.00	44.7	40.0	38.9	67.7
23.00-00.00	44.5	39.6	38.5	69.1
00.00-01.00	42.4	38.7	38.0	65.3
01.00-02.00	41.4	38.3	37.2	58.1
02.00-03.00	43.6	38.9	37.1	62.3
03.00-04.00	43.2	37.5	35.8	62.9
04.00-05.00	47.1	37.6	35.7	72.3
05.00-06.00	45.2	37.9	35.9	66.8
06.00-07.00	48.3	36.9	34.1	68.8
07.00-08.00	55.5	39.9	37.1	93.9
08.00-09.00	53.9	39.5	37.2	92.6
09.00-10.00	51.9	38.3	36.5	73.0
10.00-11.00	51.4	38.5	35.8	73.3
11.00-12.00	49.7	37.9	35.9	72.0
12.00-13.00	51.9	39.5	36.0	74.3
13.00-14.00	50.1	36.8	35.2	74.2
Leq 24 hrs	49.6	34.3-42.3	29.8	93.9
Ldn	53.0	-	-	-
Standard 24 hrs	70	-	-	115

Standard : Ambient Noise Standards, Notification of Environmental Board No. 15 B.E.2540(1997)

Blue Consultant Limited Partnership Laboratory

Nidda A.

(MS.Nidda Anansuwanchai)

Laboratory Manager

นางนิตดา อานานุวัชชัย

BLUE CONSULTANT
Limited Partnership

ห้างหุ้นส่วนจำกัด บลู คอนซัลแตนท์ **Blue Consultant Limited Partnership**

32/751 ถนนประชาอุทิศ แขวงทุ่งครุ เขตทุ่งครุ กรุงเทพฯ 10140

โทร.0-2873-6045-6 โทรสาร 0-2873-6046

ANALYSIS REPORT

Sound : 034-57 Greener-2014

Customer: Electricity Generating Public Co., Ltd.

Sampling Date: January 28-29, 2014

Project: Theppana Wind Farm Co., Ltd.

Analysis Date: January 28-29, 2014

Location: Tambon Wa Tabaeak, Amphoe Thep Sathit, Chaiyaphum Province

Report Date: February 7, 2014

Sampling Station : Ban Wa Tabaeak

Interval Time	Leq 1 hr [dB(A)]	L90 [dB(A)]	Lmin [dB(A)]	Lmax [dB(A)]
14.00-15.00	48.1	36.1	30.9	68.0
15.00-16.00	45.8	33.6	31.8	71.1
16.00-17.00	43.6	34.4	33.2	64.8
17.00-18.00	43.9	35.1	33.7	67.3
18.00-19.00	40.2	33.2	32.6	62.3
19.00-20.00	41.2	37.2	36.0	59.9
20.00-21.00	40.3	36.2	35.2	60.1
21.00-22.00	41.6	35.7	34.8	60.4
22.00-23.00	42.5	36.7	36.1	61.1
23.00-00.00	43.6	36.9	36.2	63.4
00.00-01.00	43.3	36.6	35.8	62.8
01.00-02.00	42.9	36.8	35.7	64.7
02.00-03.00	42.5	37.6	36.4	61.8
03.00-04.00	41.8	36.5	34.9	61.3
04.00-05.00	44.4	37.0	35.9	65.1
05.00-06.00	43.4	37.8	36.7	61.0
06.00-07.00	46.3	37.0	35.7	72.1
07.00-08.00	54.3	44.7	42.2	75.8
08.00-09.00	52.1	44.4	43.3	77.8
09.00-10.00	52.7	43.1	35.7	72.4
10.00-11.00	48.4	37.3	34.9	71.8
11.00-12.00	50.4	38.4	36.6	72.3
12.00-13.00	50.5	40.6	36.9	72.2
13.00-14.00	47.7	40.4	31.3	70.8
Leq 24 hrs	47.6	33.2-44.7	30.9	77.8
Ldn	51.3	-	-	-
Standard 24 hrs	70	-	-	115

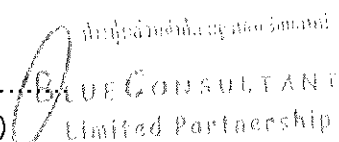
Standard : Ambient Noise Standards, Notification of Environmental Board No. 15 B.E.2540(1997)

Blue Consultant Limited Partnership Laboratory

Nidla A.

(MS.Nidla Anansuwanchal)

Laboratory Manager



ห้างหุ้นส่วนจำกัด บลู คอนซัลแตนท์ Blue Consultant Limited Partnership

32/751 ถนนประชาอุทิศ แขวงทุ่งครุ เขตทุ่งครุ กรุงเทพฯ 10140

โทร.0-2873-6045-6 โทรสาร 0-2873-6046

ANALYSIS REPORT

Sound : 035-57 Greener-2014

Customer: Electricity Generating Public Co., Ltd.

Sampling Date: January 29-30, 2014

Project: Theppana Wind Farm Co., Ltd.

Analysis Date: January 29-30, 2014

Location: Tambon Wa Tabaeak, Amphoe Thep Sathit, Chaiyaphum Province

Report Date: February 7, 2014

Sampling Station : Ban Wa Tabaeak

Interval Time	Leq 1 hr [dB(A)]	L90 [dB(A)]	Lmin [dB(A)]	Lmax [dB(A)]
14.00-15.00	42.4	32.8	30.3	82.3
15.00-16.00	38.1	32.9	32.2	64.6
16.00-17.00	36.7	33.1	31.6	63.3
17.00-18.00	37.0	34.6	32.3	63.2
18.00-19.00	34.5	31.8	30.8	62.4
19.00-20.00	35.6	32.1	31.1	57.0
20.00-21.00	35.7	32.0	30.6	56.0
21.00-22.00	40.1	32.6	31.0	61.6
22.00-23.00	40.7	33.6	32.6	59.6
23.00-00.00	43.3	34.2	33.1	64.6
00.00-01.00	44.4	34.5	32.9	66.1
01.00-02.00	44.9	35.5	33.4	73.4
02.00-03.00	41.7	36.5	34.7	62.4
03.00-04.00	41.0	35.7	32.5	59.8
04.00-05.00	42.8	36.6	35.0	62.4
05.00-06.00	42.3	38.3	35.5	62.3
06.00-07.00	46.3	37.4	36.5	80.8
07.00-08.00	56.2	49.5	47.1	87.1
08.00-09.00	51.7	49.4	48.5	79.9
09.00-10.00	54.5	48.4	34.9	79.0
10.00-11.00	49.9	36.5	30.5	79.3
11.00-12.00	52.7	39.2	37.0	79.5
12.00-13.00	49.6	43.1	36.7	71.4
13.00-14.00	50.3	46.9	46.6	71.0
Leq 24 hrs	48.2	31.8-49.5	30.3	87.1
Ldn	51.5	-	-	-
Standard 24 hrs	70	-	-	115

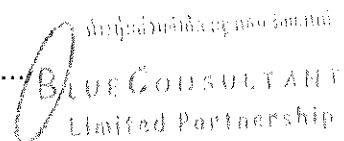
Standard : Ambient Noise Standards, Notification of Environmental Board No. 15 B.E.2540(1997)

Blue Consultant Limited Partnership Laboratory

Nidla A.

(MS.Nidla Anansuwanchal)

Laboratory Manager

บริษัท บลู คอนซัลแตนท์ จำกัด

 BLUE CONSULTANT
 Limited Partnership

ห้างหุ้นส่วนจำกัด บลู คอนซัลแตนท์ Blue Consultant Limited Partnership

32/751 ถนนประชาอุทิศ แขวงทุ่งครุ เขตทุ่งครุ กรุงเทพฯ 10140

โทร.0-2873-6045-6 โทรสาร 0-2873-6046

ANALYSIS REPORT

Sound : 033-035-57 Greener-2014

Customer: Electricity Generating Public Co., Ltd.

Sampling Date: January 27, 2014

Project: Theppana Wind Farm Co., Ltd.

Analysis Date: January 27, 2014

Location: Tambon Wa Tabaeak, Amphoe Thep Sathit, Chaiyaphum Province

Report Date: February 7, 2014

Sampling Station : Ban Wa Tabaeak

Time	Leq5 min	L90	Lmin	Lmax	Time	Leq5 min	L90	Lmin	Lmax	Time	Leq5 min	L90	Lmin	Lmax
14:12:24	48.2	35.0	31.3	66.8	16:52:24	52.5	34.4	30.1	67.0	19:32:24	49.3	44.2	42.5	67.6
14:17:24	45.6	31.8	29.8	60.7	16:57:24	46.9	35.6	31.9	61.1	19:37:24	47.5	43.8	42.4	59.5
14:22:24	52.3	34.3	31.1	69.3	17:02:24	48.3	34.6	31.5	63.9	19:42:24	47.9	42.2	39.4	58.6
14:27:24	54.9	33.6	31.5	72.6	17:07:24	49.9	40.2	34.7	63.0	19:47:24	49.4	42.1	39.4	68.8
14:32:24	51.8	34.1	30.3	64.3	17:12:24	52.0	35.1	32.8	65.0	19:52:24	47.1	41.2	39.5	58.0
14:37:24	51.1	35.6	31.6	70.3	17:17:24	52.1	35.0	31.5	65.7	19:57:24	45.6	40.4	39.0	61.3
14:42:24	50.6	34.9	31.5	70.3	17:22:24	47.3	34.1	30.8	61.2	20:02:24	46.5	40.6	39.2	62.5
14:47:24	51.8	35.1	32.4	72.0	17:27:24	51.9	36.6	34.8	67.1	20:07:24	43.1	40.2	39.0	54.9
14:52:24	48.2	36.1	32.0	60.0	17:32:24	54.5	35.2	32.9	71.3	20:12:24	43.2	41.3	39.5	54.3
14:57:24	49.6	37.6	35.8	62.9	17:37:24	47.5	33.7	30.7	58.9	20:17:24	46.3	41.2	37.6	62.7
15:02:24	49.3	37.1	33.1	62.4	17:42:24	48.8	34.8	31.2	62.3	20:22:24	41.6	39.8	38.1	48.2
15:07:24	52.5	38.2	34.0	67.8	17:47:24	49.7	35.4	32.7	64.3	20:27:24	44.3	39.1	37.3	60.1
15:12:24	50.0	35.4	33.6	64.5	17:52:24	50.2	36.3	33.6	65.2	20:32:24	44.3	41.4	38.4	54.0
15:17:24	50.2	34.6	31.7	64.6	17:57:24	51.4	39.0	35.2	64.2	20:37:24	44.0	39.9	37.5	57.7
15:22:24	48.8	33.2	30.7	63.7	18:02:24	48.9	35.7	32.5	62.9	20:42:24	48.2	41.4	37.4	64.1
15:27:24	49.8	33.1	30.6	68.5	18:07:24	52.0	36.7	32.0	67.7	20:47:24	47.1	40.9	38.5	66.3
15:32:24	56.3	34.8	32.5	77.6	18:12:24	46.9	33.0	31.1	62.2	20:52:24	44.8	41.0	38.1	55.6
15:37:24	46.8	36.1	31.5	60.1	18:17:24	46.6	34.4	32.1	61.7	20:57:24	46.3	41.6	38.4	58.2
15:42:24	51.2	33.4	30.9	65.5	18:22:24	46.5	34.1	32.0	60.1	21:02:24	44.1	38.3	37.0	58.5
15:47:24	46.4	33.8	31.2	60.4	18:27:24	46.8	35.1	32.5	59.6	21:07:24	41.2	38.2	37.0	54.8
15:52:24	46.5	34.2	31.8	59.6	18:32:24	46.2	36.7	32.8	59.7	21:12:24	44.6	39.0	37.3	60.7
15:57:24	51.6	36.4	34.1	68.6	18:37:24	46.0	34.7	32.8	58.0	21:17:24	41.8	38.6	37.2	55.2
16:02:24	48.2	30.5	29.7	67.9	18:42:24	45.1	34.6	32.3	57.9	21:22:24	44.0	39.2	37.1	55.9
16:07:24	48.5	32.5	30.0	61.0	18:47:24	45.0	33.8	31.7	59.0	21:27:24	44.1	39.5	38.0	59.7
16:12:24	49.7	33.7	30.7	62.4	18:52:24	48.7	36.2	33.9	67.6	21:32:24	45.8	39.2	37.4	62.0
16:17:24	46.4	33.6	31.8	60.4	18:57:24	42.4	33.2	31.6	56.0	21:37:24	43.0	38.1	36.9	56.5
16:22:24	47.5	33.7	31.3	59.6	19:02:24	43.7	33.6	31.5	61.2	21:42:24	42.0	38.4	37.3	55.2
16:27:24	52.7	35.1	31.4	69.6	19:07:24	46.3	35.6	33.8	63.4	21:47:24	46.2	39.0	37.4	61.6
16:32:24	57.5	35.2	32.1	77.6	19:12:24	44.8	42.1	38.9	55.7	21:52:24	44.7	38.5	37.0	61.8
16:37:24	51.2	37.4	32.6	67.0	19:17:24	45.5	42.2	39.6	57.0	21:57:24	42.4	38.6	37.3	56.5
16:42:24	48.3	35.6	32.8	60.6	19:22:24	48.0	43.1	41.5	62.5	22:02:24	42.2	38.5	37.2	56.6
16:47:24	56.4	37.6	33.5	76.1	19:27:24	48.8	43.4	41.8	62.5	22:07:24	39.9	38.6	37.1	49.7

Blue Consultant Limited Partnership Laboratory

Nidla A.

(MS.Nidla Anansuwanchal)

Laboratory Manager

Blue CONSULTANT
Limited Partnership

ห้างหุ้นส่วนจำกัด บลู คอนซัลแตนท์ Blue Consultant Limited Partnership

32/751 ถนนประชาอุทิศ แขวงทุ่งครุ เขตทุ่งครุ กรุงเทพฯ 10140

โทร.0-2873-6045-6 โทรสาร 0-2873-6046

ANALYSIS REPORT

Sound : 033-035-57 Greener-2014

Customer: Electricity Generating Public Co., Ltd.

Sampling Date: January 27-28, 2014

Project: Theppana Wind Farm Co., Ltd.

Analysis Date: January 27-28, 2014

Location: Tambon Wa Tabaeak, Amphoe Thep Sathit, Chaiyaphum Province

Report Date: February 7, 2014

Sampling Station : Ban Wa Tabaeak

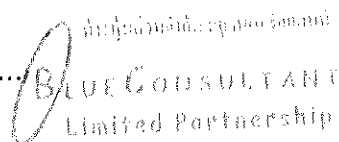
Time	Leq5 min	L90	Lmin	Lmax	Time	Leq5 min	L90	Lmin	Lmax	Time	Leq5 min	L90	Lmin	Lmax
22:12:24	42.5	39.1	37.9	56.9	0:52:24	42.0	39.1	37.4	55.2	3:32:24	46.3	37.4	35.7	62.9
22:17:24	41.4	40.1	39.0	53.0	0:57:24	40.9	38.6	37.2	54.6	3:37:24	41.5	37.1	35.1	54.7
22:22:24	41.9	39.8	38.5	55.0	1:02:24	39.6	38.6	37.2	45.7	3:42:24	41.6	37.8	36.3	53.1
22:27:24	45.3	40.0	38.7	61.6	1:07:24	41.5	38.5	37.1	54.7	3:47:24	39.9	36.8	35.3	50.9
22:32:24	43.2	40.6	39.5	59.9	1:12:24	39.7	38.3	36.8	47.7	3:52:24	43.4	37.2	35.8	58.4
22:37:24	48.9	40.7	39.4	67.7	1:17:24	40.6	38.0	36.6	56.2	3:57:24	39.0	35.8	34.4	46.7
22:42:24	46.9	41.0	39.9	60.7	1:22:24	39.0	37.7	36.4	41.8	4:02:24	40.7	37.1	35.5	48.7
22:47:24	43.4	40.4	39.2	56.0	1:27:24	40.9	38.2	35.8	56.8	4:07:24	42.5	37.1	35.0	55.8
22:52:24	41.5	39.7	38.0	52.0	1:32:24	39.7	38.3	37.0	45.5	4:12:24	44.6	37.6	36.1	58.6
22:57:24	42.6	39.4	37.6	55.0	1:37:24	40.6	37.2	36.2	55.9	4:17:24	42.3	37.1	35.5	54.2
23:02:24	42.7	38.9	37.6	59.8	1:42:24	40.4	37.7	36.7	56.3	4:22:24	44.7	38.7	36.3	55.3
23:07:24	47.0	39.2	37.7	63.7	1:47:24	42.5	37.7	36.1	56.0	4:27:24	47.1	37.6	35.2	64.3
23:12:24	45.8	38.7	36.6	61.9	1:52:24	41.2	38.1	36.3	51.3	4:32:24	41.5	35.7	34.3	56.6
23:17:24	43.3	38.5	36.8	59.7	1:57:24	43.3	39.0	37.3	58.1	4:37:24	42.7	37.1	34.5	55.5
23:22:24	43.9	39.2	37.2	60.2	2:02:24	41.9	39.0	37.5	53.6	4:42:24	45.4	38.0	36.0	59.2
23:27:24	45.9	39.5	37.2	64.5	2:07:24	43.7	39.4	37.3	55.9	4:47:24	50.5	37.3	35.7	69.0
23:32:24	43.2	41.3	40.0	52.8	2:12:24	42.4	39.3	37.3	55.4	4:52:24	48.8	37.1	35.2	67.8
23:37:24	42.7	40.2	37.6	57.1	2:17:24	41.7	39.3	37.1	50.3	4:57:24	42.7	38.1	36.8	56.4
23:42:24	41.8	40.4	37.5	51.6	2:22:24	42.7	39.8	37.2	54.3	5:02:24	53.0	39.1	37.0	72.3
23:47:24	49.5	40.4	38.6	69.1	2:27:24	42.6	39.3	37.1	54.0	5:07:24	42.5	36.3	34.6	58.4
23:52:24	43.0	38.9	37.5	54.7	2:32:24	42.9	39.3	37.4	55.8	5:12:24	41.0	35.9	34.6	56.7
23:57:24	41.1	39.7	38.2	45.2	2:37:24	41.9	39.2	36.9	54.9	5:17:24	41.5	36.0	33.9	55.6
0:02:24	41.1	38.7	37.7	53.0	2:42:24	40.3	38.1	36.2	45.2	5:22:24	47.5	37.1	34.7	63.1
0:07:24	43.6	39.0	37.4	59.1	2:47:24	41.9	38.8	36.3	52.4	5:27:24	42.1	37.7	34.5	54.5
0:12:24	44.3	39.0	37.8	61.4	2:52:24	47.2	39.3	36.7	60.6	5:32:24	45.3	39.0	36.2	57.5
0:17:24	41.7	38.7	37.3	55.6	2:57:24	44.1	38.1	35.6	60.0	5:37:24	44.2	38.4	36.0	57.5
0:22:24	45.5	39.2	37.9	65.3	3:02:24	44.8	37.1	35.0	62.3	5:42:24	45.6	37.8	36.0	62.7
0:27:24	41.2	38.9	37.7	54.6	3:07:24	45.5	38.2	36.2	61.2	5:47:24	47.6	39.4	37.5	66.8
0:32:24	39.1	38.0	36.8	44.5	3:12:24	43.4	38.3	35.9	57.5	5:52:24	45.2	38.0	35.6	58.1
0:37:24	40.5	38.6	37.2	49.3	3:17:24	45.6	38.4	35.9	62.8	5:57:24	46.3	38.2	36.2	59.5
0:42:24	44.6	38.7	37.5	59.4	3:22:24	44.2	38.3	35.8	56.5	6:02:24	46.2	37.9	35.4	59.6
0:47:24	43.1	38.8	37.1	58.5	3:27:24	44.5	38.3	36.1	59.7	6:07:24	44.6	37.7	36.0	58.7

Blue Consultant Limited Partnership Laboratory

Nidda A.

(MS.Nidda Anansuwanchai)

Laboratory Manager



ห้างหุ้นส่วนจำกัด บลู คอนซัลแตนท์ Blue Consultant Limited Partnership

32/751 ถนนประชาอุทิศ แขวงทุ่งครุ เขตทุ่งครุ กรุงเทพฯ 10140

โทร.0-2873-6045-6 โทรสาร 0-2873-6046

ANALYSIS REPORT

Sound : 033-035-57 Greener-2014

Customer: Electricity Generating Public Co., Ltd.

Sampling Date: January 28, 2014

Project: Theppana Wind Farm Co., Ltd.

Analysis Date: January 28, 2014

Location: Tambon Wa Tabaeak, Amphoe Thep Sathit, Chaiyaphum Province

Report Date: February 7, 2014

Sampling Station : Ban Wa Tabaeak

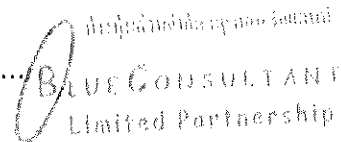
Time	Leq5 min	L90	Lmin	Lmax	Time	Leq5 min	L90	Lmin	Lmax	Time	Leq5 min	L90	Lmin	Lmax
6:12:24	50.3	37.6	34.5	67.6	8:52:24	53.0	40.6	35.8	66.1	11:32:24	48.0	38.0	35.9	64.0
6:17:24	44.3	37.3	35.6	59.3	8:57:24	51.3	38.9	35.9	68.7	11:37:24	51.7	38.0	35.0	72.0
6:22:24	52.1	39.9	38.5	68.8	9:02:24	52.2	39.1	35.8	70.6	11:42:24	49.7	37.7	34.9	64.2
6:27:24	45.4	36.0	33.4	58.6	9:07:24	49.9	40.0	35.3	61.2	11:47:24	49.9	37.6	33.5	64.0
6:32:24	46.1	36.2	32.3	61.0	9:12:24	52.5	38.4	34.7	66.1	11:52:24	47.3	36.5	32.7	60.6
6:37:24	45.3	35.1	32.6	58.8	9:17:24	51.9	38.3	34.9	66.7	11:57:24	48.4	38.3	35.7	62.1
6:42:24	47.3	36.0	33.9	62.6	9:22:24	52.5	38.4	35.4	71.1	12:02:24	46.1	35.9	32.8	59.0
6:47:24	49.4	35.0	32.2	67.9	9:27:24	49.9	37.4	34.4	65.7	12:07:24	48.6	36.1	34.2	60.6
6:52:24	44.5	34.1	32.6	58.4	9:32:24	53.5	39.0	36.8	70.9	12:12:24	54.3	36.6	33.9	69.8
6:57:24	46.6	35.5	33.3	63.8	9:37:24	54.6	42.0	37.5	70.6	12:17:24	50.1	40.8	37.4	63.8
7:02:24	50.3	38.5	36.9	65.5	9:42:24	50.2	37.7	35.1	60.0	12:22:24	46.2	36.0	33.7	60.3
7:07:24	49.1	37.5	35.2	63.4	9:47:24	54.0	37.9	35.7	73.0	12:27:24	47.5	39.3	37.0	59.8
7:12:24	46.3	37.3	34.6	60.5	9:52:24	49.7	36.9	33.5	62.5	12:32:24	49.7	39.6	35.5	61.0
7:17:24	52.3	40.3	36.9	63.6	9:57:24	49.3	36.8	33.4	62.1	12:37:24	46.8	40.2	37.6	58.7
7:22:24	50.5	40.4	38.0	63.7	10:02:24	48.8	37.7	34.8	61.2	12:42:24	48.3	38.7	36.2	61.1
7:27:24	54.3	39.8	37.0	69.0	10:07:24	50.7	36.5	33.8	70.1	12:47:24	56.7	42.6	39.1	74.3
7:32:24	51.3	40.7	37.9	65.0	10:12:24	51.4	39.4	35.6	64.0	12:52:24	54.9	38.4	35.2	74.3
7:37:24	56.9	41.2	38.1	72.8	10:17:24	52.5	36.7	33.6	68.0	12:57:24	50.2	39.3	36.0	64.3
7:42:24	54.1	39.8	37.0	79.0	10:22:24	47.4	36.3	33.4	60.9	13:02:24	52.4	40.1	36.7	67.0
7:47:24	50.7	39.2	34.7	64.0	10:27:24	50.9	38.9	33.8	67.6	13:07:24	50.4	38.9	36.4	67.0
7:52:24	62.5	37.1	32.8	93.9	10:32:24	51.4	38.6	35.6	73.3	13:12:24	45.5	38.0	33.8	57.6
7:57:24	56.5	41.4	36.4	72.2	10:37:24	51.9	40.7	37.9	66.6	13:17:24	50.2	37.0	33.1	65.3
8:02:24	54.3	39.3	36.1	69.4	10:42:24	46.9	38.2	33.9	58.8	13:22:24	53.7	37.9	34.7	74.2
8:07:24	52.8	40.2	36.2	66.1	10:47:24	51.6	35.8	32.7	72.9	13:27:24	48.9	36.3	33.1	64.9
8:12:24	61.7	40.8	36.3	92.6	10:52:24	54.9	38.7	34.8	70.1	13:32:24	52.4	36.6	34.4	68.3
8:17:24	50.0	37.9	34.7	61.4	10:57:24	52.2	38.8	34.1	69.1	13:37:24	45.5	35.2	31.4	58.3
8:22:24	50.5	38.5	34.7	65.0	11:02:24	49.7	39.2	36.1	64.0	13:42:24	47.4	36.7	32.7	62.0
8:27:24	50.5	39.3	36.0	64.3	11:07:24	50.3	38.9	37.0	64.2	13:47:24	46.9	36.7	33.7	61.2
8:32:24	51.8	38.8	34.6	65.8	11:12:24	49.7	36.6	33.7	63.0	13:52:24	47.8	36.8	35.0	61.8
8:37:24	51.7	41.0	38.3	62.5	11:17:24	49.6	37.4	34.5	68.0	13:57:24	54.0	37.5	33.7	72.5
8:42:24	48.8	37.2	34.6	62.6	11:22:24	52.2	41.2	37.4	67.7	14:02:24	49.1	36.2	32.7	66.0
8:47:24	52.3	40.2	37.3	67.2	11:27:24	51.2	38.9	35.9	62.5	14:07:24	48.3	36.4	33.6	62.0

Blue Consultant Limited Partnership Laboratory

Nidda A.

(MS.Nidda Anansuwanchal)

Laboratory Manager



ห้างหุ้นส่วนจำกัด บลู คอนซัลแตนท์ Blue Consultant Limited Partnership

32/751 ถนนประชาอุทิศ แขวงทุ่งครุ เขตทุ่งครุ กรุงเทพฯ 10140

โทร.0-2873-6045-6 โทรสาร 0-2873-6046

ANALYSIS REPORT

Sound : 033-035-57 Greener-2014

Customer: Electricity Generating Public Co., Ltd.

Sampling Date: January 28, 2014

Project: Theppana Wind Farm Co., Ltd.

Analysis Date: January 28, 2014

Location: Tambon Wa Tabae, Amphoe Thep Sathit, Chaiyaphum Province

Report Date: February 7, 2014

Sampling Station : Ban Wa Tabae

Time	Leq5 min	L90	Lmin	Lmax	Time	Leq5 min	L90	Lmin	Lmax	Time	Leq5 min	L90	Lmin	Lmax
14:12:24	47.4	35.6	32.7	61.5	16:52:24	43.8	33.9	31.4	58.7	19:32:24	41.3	38.4	37.2	54.7
14:17:24	50.0	35.0	32.6	68.0	16:57:24	40.2	34.1	31.9	57.1	19:37:24	40.4	38.2	36.9	49.4
14:22:24	46.8	34.8	32.0	59.1	17:02:24	41.8	33.4	31.5	56.9	19:42:24	40.7	37.1	35.2	52.1
14:27:24	43.6	32.8	31.0	57.5	17:07:24	41.6	35.9	32.9	55.2	19:47:24	41.7	37.0	35.3	59.9
14:32:24	46.2	34.0	31.7	59.3	17:12:24	43.2	33.7	32.2	56.9	19:52:24	42.5	36.2	34.9	56.0
14:37:24	49.6	35.3	32.3	67.9	17:17:24	43.5	33.7	31.5	57.3	19:57:24	39.2	36.0	35.0	52.3
14:42:24	47.3	34.9	32.5	60.9	17:22:24	41.6	33.8	31.9	56.6	20:02:24	43.1	36.6	35.5	59.8
14:47:24	46.6	33.4	30.9	58.5	17:27:24	43.8	35.4	34.2	53.9	20:07:24	39.0	36.5	35.4	51.5
14:52:24	49.7	38.3	32.6	66.5	17:32:24	47.3	35.6	33.4	67.3	20:12:24	38.8	37.0	35.7	50.2
14:57:24	50.4	38.2	35.2	66.1	17:37:24	42.2	34.8	32.1	52.3	20:17:24	40.4	36.7	34.6	56.5
15:02:24	46.7	38.2	33.4	60.4	17:42:24	43.1	35.4	32.8	56.6	20:22:24	37.5	36.0	34.7	46.8
15:07:24	48.2	37.7	34.9	64.3	17:47:24	43.7	35.6	33.1	58.8	20:27:24	38.5	35.4	34.2	48.9
15:12:24	52.0	34.5	32.7	70.1	17:52:24	44.0	36.0	33.9	59.0	20:32:24	39.5	36.0	34.3	52.3
15:17:24	43.0	34.0	31.9	57.8	17:57:24	43.9	37.3	33.5	55.1	20:37:24	38.8	35.6	34.0	54.5
15:22:24	42.3	33.4	31.5	54.4	18:02:24	42.5	34.2	32.3	54.8	20:42:24	44.2	36.4	34.0	60.1
15:27:24	43.4	33.2	31.5	60.0	18:07:24	45.3	34.5	31.8	61.2	20:47:24	41.4	36.7	35.0	59.0
15:32:24	49.9	33.8	32.1	71.1	18:12:24	42.7	32.7	31.3	62.3	20:52:24	40.6	37.0	35.1	52.1
15:37:24	42.6	34.6	31.8	58.1	18:17:24	39.8	33.3	31.8	52.5	20:57:24	41.2	37.0	35.0	54.1
15:42:24	43.4	33.0	31.3	60.1	18:22:24	40.3	33.1	31.8	57.4	21:02:24	40.7	35.2	34.2	54.8
15:47:24	41.4	33.2	31.5	56.7	18:27:24	39.4	33.2	31.6	47.1	21:07:24	37.3	35.2	34.2	47.5
15:52:24	41.7	33.3	31.8	55.5	18:32:24	39.9	34.3	32.0	53.2	21:12:24	41.9	35.5	34.1	58.2
15:57:24	45.7	34.9	33.3	63.4	18:37:24	40.5	32.9	31.6	54.7	21:17:24	37.9	34.8	33.7	50.3
16:02:24	41.7	31.8	31.0	57.9	18:42:24	39.0	33.3	31.8	47.9	21:22:24	40.8	35.6	34.1	53.9
16:07:24	43.1	32.8	31.3	56.7	18:47:24	40.5	33.1	31.7	55.6	21:27:24	43.2	35.5	34.4	59.9
16:12:24	43.5	33.6	31.7	55.7	18:52:24	42.4	34.0	32.5	62.0	21:32:24	40.5	36.1	34.7	55.5
16:17:24	44.0	33.5	32.2	61.9	18:57:24	38.2	32.6	31.5	51.0	21:37:24	41.0	35.6	34.6	57.8
16:22:24	40.5	33.2	31.7	49.5	19:02:24	38.2	32.7	31.4	52.9	21:42:24	42.6	36.0	34.9	58.4
16:27:24	44.8	34.4	32.2	59.6	19:07:24	39.0	33.2	32.1	50.0	21:47:24	42.0	36.3	34.9	57.3
16:32:24	45.6	33.9	32.1	64.8	19:12:24	39.7	36.7	34.8	53.5	21:52:24	43.5	36.1	34.3	60.4
16:37:24	43.1	35.4	32.7	57.0	19:17:24	41.6	37.4	35.4	54.6	21:57:24	39.8	35.3	34.1	54.7
16:42:24	44.1	34.7	32.9	59.1	19:22:24	40.6	37.8	36.4	50.6	22:02:24	42.4	35.5	34.3	58.7
16:47:24	46.0	35.6	33.3	63.6	19:27:24	42.3	37.9	36.8	59.8	22:07:24	40.6	35.7	34.4	55.0

Blue Consultant Limited Partnership Laboratory

Nidda A.

(MS.Nidda Anansuwanchal)

Laboratory Manager

Blue CONSULTANT
Limited Partnership

ห้างหุ้นส่วนจำกัด บลู คอนซัลแตนท์ **Blue Consultant Limited Partnership**

32/751 ถนนประชาอุทิศ แขวงทุ่งครุ เขตทุ่งครุ กรุงเทพฯ 10140

โทร.0-2873-6045-6 โทรสาร 0-2873-6046

ANALYSIS REPORT

Sound : 033-035-57 Greener-2014

Customer: Electricity Generating Public Co., Ltd.

Sampling Date: January 28-29, 2014

Project: Theppana Wind Farm Co., Ltd.

Analysis Date: January 28-29, 2014

Location: Tambon Wa Tabaeak, Amphoe Thep Sathit, Chaiyaphum Province

Report Date: February 7, 2014

Sampling Station : Ban Wa Tabaeak

Time	Leq5 min	L90	Lmin	Lmax	Time	Leq5 min	L90	Lmin	Lmax	Time	Leq5 min	L90	Lmin	Lmax
22:12:24	39.2	36.1	34.9	52.2	0:52:24	42.1	36.4	34.5	55.4	3:32:24	42.0	35.0	33.1	58.9
22:17:24	39.7	36.6	35.5	51.3	0:57:24	41.7	35.8	33.8	54.3	3:37:24	40.0	34.9	32.9	53.9
22:22:24	41.5	36.8	35.3	57.3	1:02:24	41.9	36.2	34.2	52.2	3:42:24	41.0	37.6	34.7	53.6
22:27:24	41.9	37.0	35.6	56.1	1:07:24	42.4	36.0	33.8	59.1	3:47:24	40.2	37.3	36.0	51.4
22:32:24	42.8	37.4	35.9	57.2	1:12:24	41.4	35.9	34.2	54.5	3:52:24	41.2	35.2	33.4	56.1
22:37:24	45.7	37.1	35.5	61.1	1:17:24	42.6	37.7	36.0	57.7	3:57:24	40.7	36.1	33.8	51.2
22:42:24	43.4	36.9	35.8	56.9	1:22:24	41.4	36.1	33.8	50.0	4:02:24	40.0	35.8	33.8	49.3
22:47:24	41.3	36.5	35.2	56.8	1:27:24	44.8	35.9	33.4	61.5	4:07:24	42.3	36.5	33.9	56.1
22:52:24	41.7	36.7	35.0	55.0	1:32:24	42.6	36.6	34.2	51.8	4:12:24	42.1	36.3	34.6	55.6
22:57:24	42.1	36.8	35.2	54.9	1:37:24	42.8	35.7	33.9	59.0	4:17:24	41.1	36.3	34.1	53.0
23:02:24	42.2	36.6	35.1	58.0	1:42:24	43.6	36.3	34.7	61.9	4:22:24	43.9	37.9	34.7	58.7
23:07:24	44.2	36.5	34.9	58.9	1:47:24	43.6	36.1	35.3	64.7	4:27:24	44.2	36.6	33.6	58.2
23:12:24	44.1	36.7	34.6	58.9	1:52:24	42.5	37.0	34.8	61.7	4:32:24	40.6	35.9	34.4	53.4
23:17:24	42.8	36.2	34.2	58.7	1:57:24	43.8	38.9	37.2	62.4	4:37:24	42.8	36.1	34.3	57.8
23:22:24	44.3	36.5	34.7	62.4	2:02:24	41.5	37.2	34.9	59.8	4:42:24	42.2	36.9	35.1	53.8
23:27:24	44.5	36.3	34.4	63.4	2:07:24	43.1	37.7	35.5	55.9	4:47:24	46.0	37.3	35.4	61.9
23:32:24	44.1	37.4	35.9	57.8	2:12:24	42.4	38.4	35.5	55.6	4:52:24	48.2	38.4	36.8	65.1
23:37:24	41.7	37.0	35.1	57.0	2:17:24	42.6	37.3	34.6	52.7	4:57:24	43.3	37.7	36.1	59.4
23:42:24	43.1	37.2	35.0	56.4	2:22:24	42.4	37.8	34.6	57.5	5:02:24	47.2	37.8	35.8	61.8
23:47:24	46.0	37.6	35.9	62.6	2:27:24	41.2	37.1	34.6	54.1	5:07:24	43.7	36.3	34.6	60.3
23:52:24	41.6	36.4	35.1	55.7	2:32:24	41.6	38.5	37.0	55.2	5:12:24	42.8	39.0	37.1	57.1
23:57:24	41.9	37.2	35.4	51.0	2:37:24	41.5	38.5	36.8	57.5	5:17:24	43.5	39.2	37.3	54.6
0:02:24	43.0	36.5	34.7	56.6	2:42:24	40.4	36.4	34.2	49.3	5:22:24	44.9	36.7	34.9	57.4
0:07:24	44.0	37.4	35.5	59.6	2:47:24	41.9	37.5	34.4	53.3	5:27:24	41.0	36.7	34.6	54.0
0:12:24	43.5	36.5	35.1	60.0	2:52:24	44.4	38.2	36.0	57.4	5:32:24	43.3	37.3	35.1	54.8
0:17:24	44.1	36.5	35.0	60.9	2:57:24	43.3	37.5	35.4	57.6	5:37:24	42.0	37.0	35.0	53.8
0:22:24	45.3	36.7	34.8	62.8	3:02:24	43.2	36.9	34.9	58.1	5:42:24	43.0	36.9	35.1	59.1
0:27:24	42.3	37.5	35.4	55.1	3:07:24	43.7	37.4	35.1	61.8	5:47:24	43.4	37.5	35.9	60.0
0:32:24	41.6	36.7	34.9	51.6	3:12:24	44.6	38.5	35.2	57.7	5:52:24	44.4	38.6	35.6	60.1
0:37:24	43.2	37.3	34.7	53.9	3:17:24	43.2	36.9	34.5	61.3	5:57:24	45.0	39.0	37.4	59.7
0:42:24	45.6	36.9	34.2	61.2	3:22:24	42.3	37.0	34.3	56.5	6:02:24	43.9	37.0	35.0	61.0
0:47:24	43.2	36.9	34.2	56.5	3:27:24	41.6	35.8	33.5	56.4	6:07:24	42.7	37.1	35.4	56.3

Blue Consultant Limited Partnership Laboratory

Nidla A.

(MS.Nidla Anansuwanchai)

Laboratory Manager

Blue CONSULTANT
Limited Partnership

ห้างหุ้นส่วนจำกัด บลู คอนซัลแตนท์ Blue Consultant Limited Partnership

32/751 ถนนประชาอุทิศ แขวงทุ่งครุ เขตทุ่งครุ กรุงเทพฯ 10140

โทร.0-2873-6045-6 โทรสาร 0-2873-6046

ANALYSIS REPORT

Sound : 033-035-57 Greener-2014

Customer: Electricity Generating Public Co., Ltd.

Sampling Date: January 29, 2014

Project: Theppana Wind Farm Co., Ltd.

Analysis Date: January 29, 2014

Location: Tambon Wa Tabaeak, Amphoe Thep Sathit, Chaiyaphum Province

Report Date: February 7, 2014

Sampling Station : Ban Wa Tabaeak

Time	Leq5 min	L90	Lmin	Lmax	Time	Leq5 min	L90	Lmin	Lmax	Time	Leq5 min	L90	Lmin	Lmax
6:12:24	45.5	37.1	34.7	59.4	8:52:24	52.6	45.5	42.2	62.3	11:32:24	53.5	38.3	35.6	71.8
6:17:24	42.8	37.0	35.5	55.1	8:57:24	51.6	44.5	42.3	64.2	11:37:24	50.6	37.9	35.3	72.3
6:22:24	46.4	38.3	36.9	61.7	9:02:24	51.7	43.8	41.7	66.7	11:42:24	49.3	39.1	35.5	64.5
6:27:24	42.5	36.3	34.4	54.8	9:07:24	50.8	44.3	41.5	61.7	11:47:24	49.0	39.0	35.5	65.3
6:32:24	44.1	36.4	33.4	57.8	9:12:24	53.5	44.0	41.3	65.8	11:52:24	46.4	38.4	35.1	59.7
6:37:24	45.8	35.8	33.6	63.7	9:17:24	53.1	43.7	41.4	66.6	11:57:24	47.9	39.9	37.2	63.2
6:42:24	44.5	36.5	34.6	59.8	9:22:24	52.9	43.7	41.6	70.1	12:02:24	49.2	38.0	34.4	67.1
6:47:24	46.0	36.1	33.5	65.0	9:27:24	52.3	43.5	41.2	65.8	12:07:24	48.0	36.6	34.7	64.4
6:52:24	43.5	35.7	33.9	56.6	9:32:24	52.7	43.8	42.0	66.2	12:12:24	50.2	36.9	34.4	66.7
6:57:24	44.8	38.0	36.0	59.2	9:37:24	53.9	45.4	42.4	67.7	12:17:24	49.5	40.0	36.7	64.6
7:02:24	46.6	37.9	36.0	64.2	9:42:24	53.2	43.5	41.5	68.4	12:22:24	48.5	37.3	34.6	63.7
7:07:24	52.1	38.1	35.8	72.1	9:47:24	55.5	43.5	41.8	72.4	12:27:24	46.6	38.1	35.9	62.2
7:12:24	54.1	42.2	37.6	71.7	9:52:24	52.0	43.2	40.8	67.7	12:32:24	47.2	38.2	35.2	60.6
7:17:24	54.6	44.5	42.0	71.3	9:57:24	54.1	43.0	36.8	70.6	12:37:24	47.4	38.8	36.3	61.8
7:22:24	55.8	45.0	42.9	75.4	10:02:24	44.6	36.5	34.1	56.3	12:42:24	48.4	38.3	36.0	66.3
7:27:24	55.1	44.8	42.4	74.0	10:07:24	45.2	35.7	33.8	60.2	12:47:24	53.9	40.3	37.6	70.6
7:32:24	52.5	45.9	43.2	68.6	10:12:24	45.6	37.2	34.7	57.3	12:52:24	54.7	42.6	40.6	72.2
7:37:24	55.6	45.5	43.0	74.4	10:17:24	45.0	35.5	33.4	60.8	12:57:24	50.0	43.2	41.2	63.7
7:42:24	52.7	44.6	42.5	71.8	10:22:24	42.9	35.7	33.4	54.2	13:02:24	50.7	43.5	41.4	64.4
7:47:24	50.9	44.3	41.2	61.3	10:27:24	45.0	36.7	33.7	60.2	13:07:24	49.8	42.9	41.2	65.6
7:52:24	57.0	43.5	40.7	75.8	10:32:24	45.1	36.5	34.4	62.3	13:12:24	47.8	42.5	40.0	59.8
7:57:24	55.0	45.6	42.4	72.5	10:37:24	46.4	38.4	36.2	59.9	13:17:24	49.5	42.0	39.6	62.1
8:02:24	52.9	44.4	41.8	63.2	10:42:24	42.8	36.3	33.6	53.7	13:22:24	51.6	42.4	40.4	67.7
8:07:24	52.2	44.9	42.0	67.8	10:47:24	46.0	35.7	33.5	64.0	13:27:24	50.1	41.7	39.7	63.9
8:12:24	56.3	45.0	42.1	77.8	10:52:24	48.5	39.5	37.2	61.0	13:32:24	50.3	41.7	40.3	61.3
8:17:24	50.4	43.5	41.2	62.2	10:57:24	46.9	39.1	32.6	65.0	13:37:24	46.6	40.9	38.6	57.1
8:22:24	51.1	44.0	41.3	63.0	11:02:24	52.5	34.9	32.7	70.6	13:42:24	47.8	41.6	39.2	60.2
8:27:24	50.7	44.3	42.0	61.2	11:07:24	54.5	39.0	36.7	71.8	13:47:24	47.4	41.7	39.8	58.3
8:32:24	51.4	44.0	41.3	63.0	11:12:24	49.9	37.5	34.9	66.0	13:52:13	41.7	33.3	31.8	55.5
8:37:24	51.5	45.1	43.0	61.5	11:17:24	52.1	37.7	35.1	71.4	13:57:13	37.0	31.3	30.0	49.4
8:42:24	51.1	43.3	41.3	71.3	11:22:24	47.7	39.3	36.5	63.7	14:02:13	40.4	35.1	32.5	58.6
8:47:24	52.5	45.1	42.8	67.4	11:27:24	54.2	38.6	35.8	70.7	14:07:13	41.9	33.9	30.8	70.8

Blue Consultant Limited Partnership Laboratory

Nidida A.
 (MS.Nidida Anansuwanchai)
 Laboratory Manager

Blue CONSULTANT
 Limited Partnership

ห้างหุ้นส่วนจำกัด บลู คอนซัลแตนท์ Blue Consultant Limited Partnership

32/751 ถนนประชาอุทิศ แขวงทุ่งครุ เขตทุ่งครุ กรุงเทพฯ 10140

โทร.0-2873-6045-6 โทรสาร 0-2873-6046

ANALYSIS REPORT

Sound : 033-035-57 Greener-2014

Customer: Electricity Generating Public Co., Ltd.

Sampling Date: January 29, 2014

Project: Theppana Wind Farm Co., Ltd.

Analysis Date: January 29, 2014

Location: Tambon Wa Tabae, Amphoe Thep Sathit, Chaiyaphum Province

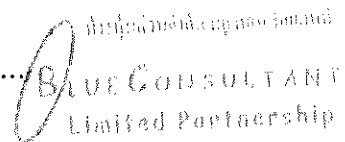
Report Date: February 7, 2014

Sampling Station : Ban Wa Tabae

Time	Leq5 min	L90	Lmin	Lmax	Time	Leq5 min	L90	Lmin	Lmax	Time	Leq5 min	L90	Lmin	Lmax
14:12:13	43.0	31.9	30.3	68.9	16:52:13	35.1	33.4	32.7	50.4	19:32:13	33.3	32.5	31.8	41.8
14:17:13	41.4	33.7	31.8	61.2	16:57:13	33.5	32.5	31.8	53.0	19:37:13	33.3	32.6	31.4	39.2
14:22:13	35.4	33.0	32.0	52.4	17:02:13	35.3	32.2	31.5	49.9	19:42:13	33.4	31.9	31.0	45.6
14:27:13	34.7	33.3	32.3	54.0	17:07:13	33.3	31.6	31.0	47.4	19:47:13	34.0	31.8	31.1	50.9
14:32:13	39.3	33.4	32.0	57.6	17:12:13	34.4	32.3	31.5	48.8	19:52:13	37.8	31.1	30.3	54.0
14:37:13	41.3	32.1	31.2	70.0	17:17:13	34.8	32.3	31.4	48.9	19:57:13	32.8	31.6	30.9	43.2
14:42:13	50.6	32.0	31.1	82.3	17:22:13	35.8	33.5	32.9	51.9	20:02:13	39.6	32.5	31.7	57.0
14:47:13	35.0	32.9	31.8	45.8	17:27:13	35.7	34.1	33.5	40.6	20:07:13	34.8	32.7	31.8	48.0
14:52:13	39.7	33.2	32.4	53.9	17:32:13	40.0	36.0	33.8	63.2	20:12:13	34.4	32.7	31.9	46.0
14:57:13	37.2	32.7	31.6	49.0	17:37:13	36.8	35.8	33.5	45.6	20:17:13	34.4	32.2	31.6	50.3
15:02:13	38.3	32.8	31.8	51.9	17:42:13	37.3	36.0	34.3	50.8	20:22:13	33.4	32.1	31.2	45.4
15:07:13	37.0	32.0	31.3	56.4	17:47:13	37.6	35.7	33.5	53.2	20:27:13	32.6	31.6	31.0	37.6
15:12:13	36.5	32.2	31.4	49.6	17:52:13	37.8	35.7	34.2	52.7	20:32:13	34.6	30.6	30.1	50.5
15:17:13	35.8	33.3	32.0	50.9	17:57:13	36.4	35.6	31.8	46.0	20:37:13	33.5	31.2	30.5	51.2
15:22:13	35.8	33.5	32.3	45.0	18:02:13	36.0	32.7	32.1	46.7	20:42:13	40.1	31.4	30.5	56.0
15:27:13	37.0	33.3	32.3	51.4	18:07:13	38.6	32.3	31.5	54.7	20:47:13	35.6	32.4	31.5	51.6
15:32:13	43.5	32.8	31.7	64.6	18:12:13	38.5	32.3	31.4	62.4	20:52:13	36.3	33.0	32.0	48.5
15:37:13	38.3	33.0	32.1	56.0	18:17:13	33.0	32.1	31.4	43.2	20:57:13	36.0	32.3	31.6	50.0
15:42:13	35.5	32.6	31.7	54.6	18:22:13	34.0	32.1	31.5	54.7	21:02:13	37.3	32.1	31.4	51.0
15:47:13	36.3	32.6	31.8	52.9	18:27:13	31.9	31.3	30.6	34.6	21:07:13	33.3	32.1	31.4	40.2
15:52:13	36.8	32.4	31.8	51.4	18:32:13	33.5	31.9	31.1	46.6	21:12:13	39.2	31.9	30.8	55.7
15:57:13	39.8	33.3	32.5	58.2	18:37:13	34.9	31.1	30.4	51.4	21:17:13	33.9	31.0	30.2	45.4
16:02:13	35.1	33.0	32.2	47.8	18:42:13	32.9	32.0	31.2	37.9	21:22:13	37.6	31.9	31.0	51.8
16:07:13	37.6	33.0	32.5	52.4	18:47:13	35.9	32.3	31.6	52.2	21:27:13	42.2	31.5	30.7	60.1
16:12:13	37.2	33.5	32.7	48.9	18:52:13	36.0	31.8	31.1	56.3	21:32:13	35.2	32.9	31.9	49.0
16:17:13	41.5	33.3	32.6	63.3	18:57:13	34.0	31.9	31.3	45.9	21:37:13	38.9	33.1	32.3	59.1
16:22:13	33.5	32.7	32.1	39.4	19:02:13	32.7	31.7	31.3	44.6	21:42:13	43.2	33.6	32.5	61.6
16:27:13	36.8	33.6	32.9	49.5	19:07:13	31.6	30.8	30.3	36.5	21:47:13	37.8	33.5	32.4	52.9
16:32:13	33.7	32.6	32.0	51.9	19:12:13	34.6	31.3	30.6	51.2	21:52:13	42.2	33.7	31.6	58.9
16:37:13	34.9	33.4	32.7	47.0	19:17:13	37.7	32.5	31.2	52.2	21:57:13	37.2	32.0	30.9	52.8
16:42:13	39.8	33.7	32.9	57.5	19:22:13	33.2	32.4	31.3	38.6	22:02:13	42.5	32.5	31.4	60.8
16:47:13	35.5	33.6	33.1	51.1	19:27:13	35.8	32.4	31.7	57.0	22:07:13	41.2	32.8	31.6	60.3

Blue Consultant Limited Partnership Laboratory

Nidla A.
 (MS.Nidla Anansuwanchai)
 Laboratory Manager



ห้างหุ้นส่วนจำกัด บลู คอนซัลแตนท์ **Blue Consultant Limited Partnership**

32/751 ถนนประชาอุทิศ แขวงทุ่งครุ เขตทุ่งครุ กรุงเทพฯ 10140

โทร.0-2873-6045-6 โทรสาร 0-2873-6046

ANALYSIS REPORT

Sound : 033-035-57 Greener-2014

Customer: Electricity Generating Public Co., Ltd.

Sampling Date: January 29-30, 2014

Project: Theppana Wind Farm Co., Ltd.

Analysis Date: January 29-30, 2014

Location: Tambon Wa Tabaeak, Amphoe Thep Sathit, Chaiyaphum Province

Report Date: February 7, 2014

Sampling Station : Ban Wa Tabaeak

Time	Leq5 min	L90	Lmin	Lmax	Time	Leq5 min	L90	Lmin	Lmax	Time	Leq5 min	L90	Lmin	Lmax
22:12:13	35.8	33.1	31.9	47.5	0:52:13	42.1	33.7	31.5	55.5	3:32:13	37.6	32.5	30.5	54.9
22:17:13	37.9	33.1	32.0	49.5	0:57:13	42.4	32.9	30.3	54.0	3:37:13	38.5	32.7	30.6	53.0
22:22:13	41.1	33.7	32.1	59.6	1:02:13	44.1	33.7	31.2	58.6	3:42:13	40.3	37.3	33.0	54.1
22:27:13	38.5	34.0	32.4	50.6	1:07:13	43.3	33.4	30.4	63.5	3:47:13	40.4	37.8	36.7	51.9
22:32:13	42.3	34.1	32.3	54.4	1:12:13	43.0	33.4	31.5	61.2	3:52:13	39.0	33.2	31.0	53.8
22:37:13	42.5	33.4	31.5	54.4	1:17:13	44.6	37.3	35.3	59.1	3:57:13	42.4	36.4	33.1	55.6
22:42:13	39.8	32.7	31.7	53.0	1:22:13	43.8	34.4	31.2	58.2	4:02:13	39.2	34.4	32.1	49.9
22:47:13	39.2	32.6	31.1	57.5	1:27:13	48.6	33.6	31.0	66.1	4:07:13	42.1	35.8	32.7	56.3
22:52:13	41.9	33.6	32.0	57.9	1:32:13	45.4	34.9	31.4	58.0	4:12:13	39.5	35.0	33.0	52.6
22:57:13	41.6	34.1	32.8	54.7	1:37:13	45.0	34.1	31.5	62.0	4:17:13	39.8	35.4	32.7	51.7
23:02:13	41.6	34.2	32.5	56.1	1:42:13	46.7	34.9	32.7	67.5	4:22:13	43.1	37.0	33.1	62.0
23:07:13	41.4	33.8	32.0	54.0	1:47:13	44.7	34.5	34.5	73.4	4:27:13	41.2	35.5	31.9	52.1
23:12:13	42.3	34.7	32.5	55.9	1:52:13	43.7	35.8	33.2	72.1	4:32:13	39.7	36.1	34.4	50.1
23:17:13	42.2	33.8	31.6	57.7	1:57:13	44.3	38.8	37.1	66.7	4:37:13	42.9	35.1	34.0	60.0
23:22:13	44.6	33.7	32.2	64.6	2:02:13	41.1	35.3	32.3	65.9	4:42:13	38.9	35.8	34.2	48.4
23:27:13	43.1	33.1	31.6	62.3	2:07:13	42.5	35.9	33.7	55.8	4:47:13	41.4	37.2	35.1	54.7
23:32:13	44.9	33.4	31.7	62.7	2:12:13	42.4	37.5	33.7	55.8	4:52:13	47.6	39.6	38.4	62.4
23:37:13	40.7	33.8	32.6	56.8	2:17:13	43.4	35.2	32.0	55.1	4:57:13	43.8	37.3	35.4	62.4
23:42:13	44.3	34.0	32.5	61.2	2:22:13	42.0	35.8	32.0	60.6	5:02:13	41.3	36.5	34.6	51.2
23:47:13	42.4	34.8	33.1	56.1	2:27:13	39.7	34.8	32.0	54.2	5:07:13	44.9	36.3	34.6	62.2
23:52:13	40.1	33.9	32.7	56.7	2:32:13	40.3	37.6	36.6	54.6	5:12:13	44.5	42.0	39.5	57.5
23:57:13	42.6	34.6	32.6	56.7	2:37:13	41.1	37.7	36.7	60.0	5:17:13	45.5	42.4	40.6	53.6
0:02:13	44.8	34.2	31.6	60.1	2:42:13	40.4	34.7	32.1	53.3	5:22:13	42.3	36.3	35.0	51.6
0:07:13	44.3	35.7	33.6	60.0	2:47:13	41.9	36.1	32.4	54.2	5:27:13	39.8	35.7	34.7	53.5
0:12:13	42.6	34.0	32.4	58.5	2:52:13	41.5	37.0	35.3	54.1	5:32:13	41.3	35.6	33.9	52.1
0:17:13	46.4	34.2	32.6	66.1	2:57:13	42.5	36.8	35.1	55.2	5:37:13	39.8	35.5	33.9	50.1
0:22:13	45.0	34.2	31.6	60.2	3:02:13	41.5	36.6	34.7	53.8	5:42:13	40.4	36.0	34.2	55.5
0:27:13	43.4	36.0	33.1	55.6	3:07:13	41.9	36.5	34.0	62.4	5:47:13	39.1	35.6	34.2	53.2
0:32:13	44.1	35.3	32.9	58.6	3:12:13	45.7	38.6	34.5	57.9	5:52:13	43.6	39.1	35.5	62.0
0:37:13	45.9	36.0	32.2	58.4	3:17:13	40.8	35.4	33.0	59.8	5:57:13	43.7	39.7	38.6	59.9
0:42:13	46.6	35.0	30.9	63.0	3:22:13	40.4	35.6	32.7	56.4	6:02:13	41.6	36.1	34.5	62.3
0:47:13	43.2	34.9	31.2	54.4	3:27:13	38.7	33.3	30.9	53.1	6:07:13	40.7	36.5	34.7	53.8

Blue Consultant Limited Partnership Laboratory

Nidida A.

(MS.Nidida Anansuwanchai)

Laboratory Manager

Blue CONSULTANT
Limited Partnership

ห้างหุ้นส่วนจำกัด บลู คอนซัลแตนท์ Blue Consultant Limited Partnership

32/751 ถนนประชาอุทิศ แขวงทุ่งครุ เขตทุ่งครุ กรุงเทพฯ 10140

โทร.0-2873-6045-6 โทรสาร 0-2873-6046

ANALYSIS REPORT

Sound : 033-035-57 Greener-2014

Customer: Electricity Generating Public Co., Ltd.

Sampling Date: January 30, 2014

Project: Theppana Wind Farm Co., Ltd.

Analysis Date: January 30, 2014

Location: Tambon Wa Tabaeak, Amphoe Thep Sathit, Chaiyaphum Province

Report Date: February 7, 2014

Sampling Station : Ban Wa Tabaeak

Time	Leq5 min	L90	Lmin	Lmax	Time	Leq5 min	L90	Lmin	Lmax	Time	Leq5 min	L90	Lmin	Lmax
6:12:13	40.7	36.5	34.8	51.1	8:52:13	52.2	50.3	48.6	58.5	11:32:13	58.9	38.5	35.2	79.5
6:17:13	41.2	36.6	35.3	50.8	8:57:13	51.9	50.1	48.7	59.6	11:37:13	49.5	37.7	35.5	72.6
6:22:13	40.7	36.7	35.3	54.6	9:02:13	51.1	48.5	47.6	62.7	11:42:13	48.8	40.5	36.1	64.8
6:27:13	39.5	36.6	35.3	50.9	9:07:13	51.6	48.6	47.6	62.1	11:47:13	48.1	40.4	37.4	66.5
6:32:13	42.1	36.5	34.5	54.6	9:12:13	54.4	49.6	47.9	65.5	11:52:13	45.5	40.3	37.4	58.8
6:37:13	46.3	36.5	34.5	68.5	9:17:13	54.3	49.1	47.9	66.4	11:57:13	47.3	41.4	38.6	64.3
6:42:13	41.6	36.9	35.2	56.9	9:22:13	53.2	49.0	47.8	69.1	12:02:13	52.3	40.0	35.9	75.1
6:47:13	42.6	37.2	34.8	62.0	9:27:13	54.7	49.5	48.0	65.9	12:07:13	47.3	37.0	35.1	68.1
6:52:13	42.4	37.2	35.1	54.8	9:32:13	51.9	48.6	47.2	61.4	12:12:13	46.0	37.2	34.8	63.6
6:57:13	43.0	40.4	38.7	54.6	9:37:13	53.1	48.7	47.2	64.7	12:17:13	48.9	39.1	36.0	65.3
7:02:13	42.8	37.2	35.1	62.9	9:42:13	56.2	49.2	47.9	76.7	12:22:13	50.8	38.5	35.5	67.0
7:07:13	55.1	38.6	36.4	80.8	9:47:13	56.9	49.1	47.9	71.8	12:27:13	45.6	36.9	34.7	64.6
7:12:13	61.8	47.1	40.6	82.9	9:52:13	54.3	49.5	48.1	72.8	12:32:13	44.7	36.7	34.9	60.1
7:17:13	56.9	48.7	47.0	78.9	9:57:13	58.8	49.1	40.2	79.0	12:37:13	47.9	37.4	35.0	64.9
7:22:13	61.0	49.6	47.7	87.1	10:02:13	40.4	35.2	33.3	51.4	12:42:13	48.4	37.9	35.7	71.4
7:27:13	55.9	49.7	47.7	78.9	10:07:13	39.6	34.9	33.8	50.2	12:47:13	51.1	37.9	36.0	66.9
7:32:13	53.6	51.0	48.4	72.1	10:12:13	39.7	34.9	33.8	50.5	12:52:13	54.6	46.8	46.0	70.1
7:37:13	54.3	49.7	47.8	75.9	10:17:13	37.4	34.3	33.2	53.6	12:57:13	49.8	47.1	46.4	63.1
7:42:13	51.2	49.3	47.9	64.5	10:22:13	38.3	35.0	33.3	47.4	13:02:13	48.9	46.8	46.0	61.8
7:47:13	51.0	49.3	47.6	58.5	10:27:13	39.0	34.5	33.5	52.8	13:07:13	49.1	46.9	46.1	64.2
7:52:13	51.5	49.8	48.6	57.6	10:32:13	38.8	34.4	33.2	51.2	13:12:13	50.0	47.0	46.2	62.0
7:57:13	53.5	49.8	48.4	72.8	10:37:13	40.9	36.1	34.5	53.2	13:17:13	48.8	47.0	46.1	58.8
8:02:13	51.4	49.4	47.5	56.9	10:42:13	38.6	34.3	33.3	48.6	13:22:13	49.5	46.8	46.1	61.1
8:07:13	51.5	49.5	47.8	69.5	10:47:13	40.4	35.6	34.2	55.1	13:27:13	51.4	47.2	46.3	62.8
8:12:13	50.8	49.1	47.9	63.0	10:52:13	42.1	40.3	39.6	51.9	13:32:13	48.1	46.9	46.2	54.2
8:17:13	50.8	49.0	47.7	62.9	10:57:13	41.5	39.3	31.0	60.8	13:37:13	47.7	46.6	45.7	55.8
8:22:13	51.6	49.5	47.8	61.0	11:02:13	55.3	30.5	29.3	77.2	13:42:13	48.2	46.6	45.6	58.4
8:27:13	50.9	49.2	48.0	58.1	11:07:13	58.7	39.0	36.4	79.3	13:47:13	47.8	46.8	45.9	55.3
8:32:13	51.0	49.1	47.9	60.1	11:12:13	50.1	38.4	36.1	69.0	13:52:13	49.1	46.9	46.1	61.8
8:37:13	51.3	49.1	47.6	60.5	11:17:13	54.5	37.9	35.7	74.7	13:57:13	54.2	47.3	46.4	71.0
8:42:13	53.4	49.3	48.0	79.9	11:22:13	43.2	37.4	35.6	59.7	14:02:13	52.9	47.1	46.2	66.3
8:47:13	52.7	50.0	48.3	67.5	11:27:13	57.1	38.2	35.7	78.9	14:07:13	49.1	46.9	46.2	64.0

Blue Consultant Limited Partnership Laboratory

Nidla A.

(MS.Nidla Anansuwanchai)

Laboratory Manager

Blue Consultant Limited Partnership

ห้างหุ้นส่วนจำกัด บลู คอนซัลแตนท์ Blue Consultant Limited Partnership

32/751 ถนนประชาอุทิศ แขวงทุ่งครุ เขตทุ่งครุ กรุงเทพฯ 10140

โทร.0-2873-6045-6 โทรสาร 0-2873-6046

ANALYSIS REPORT

Sound : 036-57 Greener-2014

Customer: Electricity Generating Public Co., Ltd.

Sampling Date: 27-28 มกราคม 2557

Project: Theppana Wind Farm Co., Ltd.

Analysis Date: 27-28 มกราคม 2557

Location: Watabaek sub-district, Thepsathit district, Chaiyaphum province

Report Date: 7 กุมภาพันธ์ 2557

Sampling Station : Khum Mor Din Sai Community

Interval Time	Leq 1 hr [dB(A)]	L90 [dB(A)]	Lmin [dB(A)]	Lmax [dB(A)]
14.00-15.00	55.8	40.8	33.3	75.7
15.00-16.00	58.7	40.3	36.7	84.2
16.00-17.00	55.4	40.5	37.4	75.1
17.00-18.00	57.6	42.1	37.0	80.8
18.00-19.00	55.9	41.9	39.7	81.5
19.00-20.00	54.6	44.8	40.8	75.7
20.00-21.00	52.7	44.2	43.5	75.9
21.00-22.00	52.0	43.8	42.7	72.8
22.00-23.00	51.8	45.4	44.6	75.7
23.00-00.00	51.0	42.9	39.6	71.6
00.00-01.00	48.0	39.5	38.8	67.5
01.00-02.00	47.0	39.4	38.7	66.2
02.00-03.00	47.9	40.0	38.9	75.6
03.00-04.00	49.2	40.7	40.0	71.9
04.00-05.00	49.4	40.8	39.4	70.2
05.00-06.00	51.8	42.5	39.7	74.7
06.00-07.00	53.4	42.7	38.5	73.9
07.00-08.00	57.8	43.5	39.8	79.5
08.00-09.00	57.9	45.7	42.4	76.8
09.00-10.00	58.7	45.2	41.5	83.1
10.00-11.00	56.6	43.9	41.0	75.2
11.00-12.00	57.3	45.4	42.6	78.7
12.00-13.00	56.5	43.9	39.9	80.8
13.00-14.00	57.7	44.1	40.4	78.1
Leq 24 hrs	55.2	39.4-45.7	33.3	84.2
Ldn	58.5	-	-	-
Standard 24 hrs	70	-	-	115

Standard : Ambient Noise Standards, Notification of Environmental Board No. 15 B.E.2540(1997)

Blue Consultant Limited Partnership Laboratory

Nidda A.

(MS.Nidda Anansuwanchai)

Laboratory Manager

นางนิตดา อานานุวัชชัย

BLUE CONSULTANT
Limited Partnership

ห้างหุ้นส่วนจำกัด บลู คอนซัลแตนท์ Blue Consultant Limited Partnership

32/751 ถนนประชาอุทิศ แขวงทุ่งครุ เขตทุ่งครุ กรุงเทพฯ 10140

โทร.0-2873-6045-6 โทรสาร 0-2873-6046

ANALYSIS REPORT

Sound : 037-57 Greener-2014

Customer: Electricity Generating Public Co., Ltd.

Sampling Date: January 28-29, 2014

Project: Theppana Wind Farm Co., Ltd.

Analysis Date: January 28-29, 2014

Location: Tambon Wa Tabae, Amphoe Thep Sathit, Chaiyaphum Province

Report Date: February 7, 2014

Sampling Station : Khum Mor Din Sai Community

Interval Time	Leq 1 hr [dB(A)]	L90 [dB(A)]	Lmin [dB(A)]	Lmax [dB(A)]
14.00-15.00	55.6	42.3	34.7	75.2
15.00-16.00	56.6	42.4	39.4	79.1
16.00-17.00	60.3	45.9	43.6	88.7
17.00-18.00	57.8	45.4	42.5	77.8
18.00-19.00	58.0	44.1	41.6	81.3
19.00-20.00	59.8	47.3	43.7	89.1
20.00-21.00	55.1	44.6	42.8	83.1
21.00-22.00	50.5	44.3	43.2	71.8
22.00-23.00	50.2	44.3	43.5	67.6
23.00-00.00	49.0	43.0	39.7	67.0
00.00-01.00	47.5	42.4	40.0	66.4
01.00-02.00	48.8	40.3	39.2	77.2
02.00-03.00	47.6	39.8	38.5	70.6
03.00-04.00	47.9	39.0	36.5	67.2
04.00-05.00	50.6	36.7	36.1	74.2
05.00-06.00	51.5	38.5	36.9	78.4
06.00-07.00	53.8	40.3	39.1	75.4
07.00-08.00	56.7	42.3	38.5	77.6
08.00-09.00	56.7	43.5	40.7	76.4
09.00-10.00	57.7	44.1	40.7	81.2
10.00-11.00	56.6	44.8	43.4	80.8
11.00-12.00	57.0	44.0	41.2	80.8
12.00-13.00	56.8	40.6	35.9	84.5
13.00-14.00	57.3	51.2	28.2	84.3
Leq 24 hrs	55.7	36.7-47.3	28.2	89.1
Ldn	58.6	-	-	-
Standard 24 hrs	70	-	-	115

Standard : Ambient Noise Standards, Notification of Environmental Board No. 15 B.E.2540(1997)

Blue Consultant Limited Partnership Laboratory

Nidida A.

(MS.Nidida Anansuwanchai)

Laboratory Manager

นางนิตติดา อานานุวัชชัย

BLUE CONSULTANT
Limited Partnership

ห้างหุ้นส่วนจำกัด บลู คอนซัลแตนท์ Blue Consultant Limited Partnership

32/751 ถนนประชาอุทิศ แขวงทุ่งครุ เขตทุ่งครุ กรุงเทพฯ 10140

โทร.0-2873-6045-6 โทรสาร 0-2873-6046

ANALYSIS REPORT

Sound : 038-57 Greener-2014

Customer: Electricity Generating Public Co., Ltd.

Sampling Date: January 29-30, 2014

Project: Theppana Wind Farm Co., Ltd.

Analysis Date: January 29-30, 2014

Location: Tambon Wa Tabae, Amphoe Thep Sathit, Chaiyaphum Province

Report Date: February 7, 2014

Sampling Station : Khum Mor Din Sai Community

Interval Time	Leq 1 hr [dB(A)]	L90 [dB(A)]	Lmin [dB(A)]	Lmax [dB(A)]
14.00-15.00	59.5	58.0	53.6	86.1
15.00-16.00	60.6	59.3	58.5	76.6
16.00-17.00	60.5	59.2	58.2	79.0
17.00-18.00	60.2	58.7	57.3	70.7
18.00-19.00	60.0	58.3	56.8	69.7
19.00-20.00	59.7	58.1	56.7	68.1
20.00-21.00	60.0	58.2	56.1	69.8
21.00-22.00	60.2	58.1	56.3	71.5
22.00-23.00	60.7	58.8	57.7	71.7
23.00-00.00	61.8	58.9	57.0	79.3
00.00-01.00	61.0	56.9	54.6	82.8
01.00-02.00	57.8	53.0	36.0	84.5
02.00-03.00	43.9	39.0	36.1	64.4
03.00-04.00	43.4	38.2	33.7	61.1
04.00-05.00	44.4	40.4	35.3	63.0
05.00-06.00	43.7	39.3	35.2	63.6
06.00-07.00	51.2	40.5	36.6	83.1
07.00-08.00	55.7	48.9	48.0	90.5
08.00-09.00	50.9	48.3	47.4	82.6
09.00-10.00	51.9	46.1	34.5	77.1
10.00-11.00	52.8	37.3	31.7	84.9
11.00-12.00	56.8	42.8	40.8	78.8
12.00-13.00	56.4	46.7	36.3	80.0
13.00-14.00	58.5	50.9	48.3	81.1
Leq 24 hrs	58.1	37.3-59.3	31.7	90.5
Ldn	63.9	-	-	-
Standard 24 hrs	70	-	-	115

Standard : Ambient Noise Standards, Notification of Environmental Board No. 15 B.E.2540(1997)

Blue Consultant Limited Partnership Laboratory

Nidla A.

(MS.Nidla Anansuwanchal)
Laboratory Manager

Blue Consultant Limited Partnership

ห้างหุ้นส่วนจำกัด บลู คอนซัลแตนท์ Blue Consultant Limited Partnership

32/751 ถนนประชาอุทิศ แขวงทุ่งครุ เขตทุ่งครุ กรุงเทพฯ 10140

โทร.0-2873-6045-6 โทรสาร 0-2873-6046

ANALYSIS REPORT

Sound : 036-038-57 Greener-2014

Customer: Electricity Generating Public Co., Ltd.

Sampling Date: January 27, 2014

Project: Theppana Wind Farm Co., Ltd.

Analysis Date: January 27, 2014

Location: Tambon Wa Tabaeak, Amphoe Thep Sathit, Chaiyaphum Province

Report Date: February 7, 2014

Sampling Station : Khum Mor Din Sai Community

Time	Leq5 min	L90	Lmin	Lmax	Time	Leq5 min	L90	Lmin	Lmax	Time	Leq5 min	L90	Lmin	Lmax
14:04:32	53.9	40.5	35.6	65.7	16:44:32	55.0	42.1	37.1	68.5	19:24:32	54.9	45.9	44.4	65.5
14:09:32	56.4	41.9	38.6	75.7	16:49:32	54.2	40.4	36.1	64.1	19:29:32	56.4	46.0	44.3	72.9
14:14:32	52.9	37.8	34.4	63.4	16:54:32	52.6	38.7	34.0	64.5	19:34:32	55.6	45.7	43.7	75.7
14:19:32	53.2	36.7	34.5	67.3	16:59:32	54.3	41.3	37.1	64.6	19:39:32	53.5	44.2	42.2	64.5
14:24:32	58.3	39.8	35.6	73.6	17:04:32	59.8	43.5	38.6	77.3	19:44:32	56.6	45.0	42.5	75.6
14:29:32	56.5	40.9	36.9	71.2	17:09:32	58.3	44.1	38.6	77.9	19:49:32	56.0	44.4	42.8	70.7
14:34:32	57.2	42.7	39.0	70.6	17:14:32	60.3	43.2	37.4	77.1	19:54:32	52.8	43.5	41.7	69.0
14:39:32	54.7	41.0	37.1	67.2	17:19:32	59.9	43.1	35.4	80.8	19:59:32	52.5	42.8	40.3	66.8
14:44:32	55.1	36.0	33.3	70.0	17:24:32	55.2	41.7	37.2	73.7	20:04:32	53.0	44.2	42.4	67.1
14:49:32	57.8	43.4	36.6	71.3	17:29:32	57.7	41.9	34.5	71.5	20:09:32	51.5	44.6	42.8	67.4
14:54:32	53.6	39.8	36.0	67.5	17:34:32	54.0	39.9	34.0	65.5	20:14:32	50.2	43.8	42.5	65.7
14:59:32	55.4	42.4	37.6	64.7	17:39:32	55.3	37.0	33.4	68.2	20:19:32	52.5	44.0	41.4	65.9
15:04:32	60.6	42.5	37.1	78.6	17:44:32	55.0	42.5	37.1	70.2	20:24:32	54.6	44.5	43.2	71.0
15:09:32	60.3	36.8	34.0	82.7	17:49:32	55.8	41.4	35.8	67.6	20:29:32	51.6	44.5	42.3	64.7
15:14:32	55.4	37.4	35.1	73.1	17:54:32	57.6	39.8	36.0	73.8	20:34:32	50.3	44.9	43.4	61.3
15:19:32	55.5	37.4	33.8	68.6	17:59:32	56.2	42.8	37.8	68.0	20:39:32	53.8	44.7	42.9	66.3
15:24:32	57.0	38.8	33.3	71.3	18:04:32	59.8	42.7	36.6	81.5	20:44:32	55.0	43.6	41.6	75.9
15:29:32	52.2	36.7	34.2	67.6	18:09:32	56.5	45.2	37.3	70.5	20:49:32	52.8	43.5	41.2	70.3
15:34:32	57.3	43.7	37.1	74.1	18:14:32	55.9	42.0	36.1	67.3	20:54:32	50.8	43.9	42.0	62.4
15:39:32	65.2	42.4	37.7	84.2	18:19:32	57.9	42.9	38.5	76.7	20:59:32	53.3	44.0	42.2	68.3
15:44:32	55.0	39.3	35.8	65.8	18:24:32	54.6	42.2	37.7	67.2	21:04:32	53.0	43.7	41.5	66.5
15:49:32	51.4	37.0	34.3	68.7	18:29:32	55.1	41.9	36.1	69.9	21:09:32	49.0	43.1	40.6	64.7
15:54:32	55.4	42.8	35.2	66.4	18:34:32	54.0	41.8	38.6	67.1	21:14:32	52.6	42.9	40.4	69.5
15:59:32	57.9	40.1	34.3	72.1	18:39:32	54.3	41.1	36.6	65.2	21:19:32	50.3	43.7	40.7	62.9
16:04:32	54.6	39.9	34.4	73.4	18:44:32	57.0	40.0	37.0	77.0	21:24:32	51.3	43.8	40.9	63.5
16:09:32	55.8	41.9	36.4	69.2	18:49:32	54.3	40.4	38.0	65.1	21:29:32	50.5	43.5	40.6	63.0
16:14:32	55.6	41.0	37.0	73.1	18:54:32	53.7	39.7	37.4	65.2	21:34:32	54.7	43.5	40.5	72.8
16:19:32	54.8	38.5	35.6	70.7	18:59:32	52.2	40.0	37.5	67.8	21:39:32	48.2	43.2	40.4	63.8
16:24:32	54.1	37.4	35.0	65.3	19:04:32	52.0	40.8	37.9	67.5	21:44:32	52.6	42.7	40.0	64.6
16:29:32	58.5	40.3	35.5	75.1	19:09:32	54.3	44.8	40.5	70.2	21:49:32	55.3	44.8	40.9	70.8
16:34:32	56.9	40.8	35.4	74.0	19:14:32	53.0	45.7	43.0	65.8	21:54:32	50.7	45.0	43.0	63.0
16:39:32	54.8	41.2	37.7	65.6	19:19:32	54.8	46.0	44.6	73.5	21:59:32	49.5	44.8	42.0	66.1

Blue Consultant Limited Partnership Laboratory

Nidda A.
 (MS.Nidda Anansuwanchai)
 Laboratory Manager

Blue CONSULTANT
 Limited Partnership

ห้างหุ้นส่วนจำกัด บลู คอนซัลแตนท์ **Blue Consultant Limited Partnership**

32/751 ถนนประชาอุทิศ แขวงทุ่งครุ เขตทุ่งครุ กรุงเทพฯ 10140

โทร.0-2873-6045-6 โทรสาร 0-2873-6046

ANALYSIS REPORT

Sound : 036-038-57 Greener-2014

Customer: Electricity Generating Public Co., Ltd.

Sampling Date: January 27-28, 2014

Project: Theppana Wind Farm Co., Ltd.

Analysis Date: January 27-28, 2014

Location: Tambon Wa Tabaeak, Amphoe Thep Sathit, Chaiyaphum Province

Report Date: February 7, 2014

Sampling Station : Khum Mor Din Sai Community

Time	Leq5 min	L90	Lmin	Lmax	Time	Leq5 min	L90	Lmin	Lmax	Time	Leq5 min	L90	Lmin	Lmax
22:04:32	49.3	45.0	42.0	63.6	0:44:32	50.9	39.4	37.6	65.9	3:24:32	50.2	40.7	38.7	63.2
22:09:32	49.4	44.7	40.5	70.0	0:49:32	44.0	38.8	37.3	60.6	3:29:32	50.5	41.4	39.4	64.9
22:14:32	49.7	45.1	41.2	63.5	0:54:32	47.6	39.5	37.7	62.3	3:34:32	51.5	41.4	40.0	71.9
22:19:32	50.4	44.9	40.6	68.0	0:59:32	42.0	39.0	37.5	56.0	3:39:32	45.8	40.6	38.6	61.2
22:24:32	51.5	45.4	42.4	70.3	1:04:32	42.7	39.2	37.5	57.9	3:44:32	45.3	41.0	38.8	58.1
22:29:32	50.6	45.5	42.2	65.0	1:09:32	46.2	39.8	37.9	60.4	3:49:32	44.9	40.9	38.8	59.3
22:34:32	52.5	47.3	43.6	67.5	1:14:32	44.7	39.2	37.0	64.0	3:54:32	49.7	40.5	38.9	65.9
22:39:32	56.4	44.6	41.9	75.7	1:19:32	45.4	39.1	37.5	62.0	3:59:32	49.4	40.0	38.4	63.5
22:44:32	52.6	46.0	42.0	67.0	1:24:32	41.3	39.3	38.0	46.8	4:04:32	42.3	39.8	38.4	53.5
22:49:32	52.9	45.6	41.4	66.4	1:29:32	45.4	39.4	37.9	62.3	4:09:32	49.2	39.4	36.9	64.2
22:54:32	50.7	45.3	42.2	68.0	1:34:32	43.4	38.8	37.5	60.2	4:14:32	48.8	40.4	38.3	64.5
22:59:32	49.5	44.6	40.4	62.3	1:39:32	42.7	38.7	37.5	57.9	4:19:32	47.5	40.6	38.6	61.8
23:04:32	53.1	44.9	40.5	68.3	1:44:32	50.4	39.5	37.7	63.6	4:24:32	47.9	41.0	39.6	61.5
23:09:32	52.1	44.6	40.1	65.5	1:49:32	48.7	40.1	38.3	63.3	4:29:32	50.0	40.3	38.9	66.5
23:14:32	54.3	44.8	40.1	71.5	1:54:32	47.5	40.1	38.7	59.7	4:34:32	47.0	41.1	39.0	63.7
23:19:32	48.3	44.4	40.0	63.5	1:59:32	51.8	39.0	37.0	66.2	4:39:32	49.1	41.2	39.2	64.5
23:24:32	50.1	44.5	40.0	69.6	2:04:32	43.8	38.9	38.0	62.0	4:44:32	51.2	41.0	38.2	65.5
23:29:32	49.7	44.3	39.1	63.4	2:09:32	47.5	39.4	37.8	65.5	4:49:32	52.1	41.4	39.0	66.2
23:34:32	50.7	40.4	38.4	62.5	2:14:32	45.7	39.3	38.3	63.3	4:54:32	52.1	41.8	39.7	70.2
23:39:32	47.9	39.9	38.2	63.5	2:19:32	41.3	39.1	37.8	49.6	4:59:32	48.1	41.2	38.6	60.0
23:44:32	45.9	39.9	38.4	60.0	2:24:32	44.7	40.5	39.2	59.7	5:04:32	54.6	41.3	39.4	66.8
23:49:32	55.0	40.4	38.3	71.6	2:29:32	43.1	39.8	38.6	61.0	5:09:32	48.5	41.0	38.9	63.7
23:54:32	47.5	39.6	37.6	62.7	2:34:32	45.2	40.2	38.6	61.2	5:14:32	44.6	39.9	38.0	59.7
23:59:32	43.9	39.7	37.9	59.5	2:39:32	45.3	39.7	38.5	61.1	5:19:32	50.6	40.5	37.9	66.3
0:04:32	43.2	39.6	38.0	58.5	2:44:32	43.4	40.7	39.1	53.8	5:24:32	50.2	39.7	37.7	66.7
0:09:32	51.4	40.1	38.5	67.5	2:49:32	54.8	41.0	39.9	75.6	5:29:32	54.5	40.1	38.1	74.7
0:14:32	44.5	39.2	37.7	59.7	2:54:32	48.8	40.5	39.2	65.6	5:34:32	49.7	40.8	37.8	64.6
0:19:32	49.2	39.5	37.1	63.4	2:59:32	49.7	40.4	39.0	64.9	5:39:32	49.1	40.2	38.0	61.9
0:24:32	51.4	40.4	38.9	67.0	3:04:32	50.1	40.2	38.8	68.5	5:44:32	50.1	40.8	37.9	62.3
0:29:32	46.5	39.7	38.2	65.8	3:09:32	51.7	41.0	39.5	67.7	5:49:32	53.7	45.0	39.7	69.6
0:34:32	44.6	39.5	37.9	62.3	3:14:32	45.4	40.5	39.0	61.6	5:54:32	53.1	46.6	41.4	64.6
0:39:32	46.9	39.4	37.9	63.0	3:19:32	48.6	40.5	39.2	65.0	5:59:32	53.1	45.4	39.2	66.8

Blue Consultant Limited Partnership Laboratory

Nidda A.
 (MS.Nidda Anansuwanchai)
 Laboratory Manager

Blue Consultant
 Limited Partnership

ห้างหุ้นส่วนจำกัด บลู คอนซัลแตนท์ **Blue Consultant Limited Partnership**

32/751 ถนนประชาอุทิศ แขวงทุ่งครุ เขตทุ่งครุ กรุงเทพฯ 10140

โทร.0-2873-6045-6 โทรสาร 0-2873-6046

ANALYSIS REPORT

Sound : 036-038-57 Greener-2014

Customer: Electricity Generating Public Co., Ltd.

Sampling Date: January 28, 2014

Project: Theppana Wind Farm Co., Ltd.

Analysis Date: January 28, 2014

Location: Tambon Wa Tabae, Amphoe Thep Sathit, Chaiyaphum Province

Report Date: February 7, 2014

Sampling Station : Khum Mor Din Sai Community

Time	Leq5 min	L90	Lmin	Lmax	Time	Leq5 min	L90	Lmin	Lmax	Time	Leq5 min	L90	Lmin	Lmax
6:04:32	52.5	45.8	42.1	64.4	8:44:32	56.9	43.2	39.5	72.1	11:24:32	56.3	45.3	42.8	72.4
6:09:32	52.9	45.6	41.4	64.0	8:49:32	60.7	47.1	41.7	76.8	11:29:32	58.1	47.3	43.5	68.7
6:14:32	55.9	44.1	38.7	73.9	8:54:32	59.0	47.1	41.8	73.5	11:34:32	55.6	43.6	39.7	68.5
6:19:32	51.9	43.2	38.6	65.0	8:59:32	55.7	43.4	38.8	68.6	11:39:32	56.8	44.2	39.6	69.8
6:24:32	55.6	44.2	39.8	70.4	9:04:32	57.2	44.5	40.6	66.8	11:44:32	54.0	44.1	38.9	66.4
6:29:32	48.8	41.7	37.6	61.5	9:09:32	57.3	44.8	40.0	68.0	11:49:32	62.0	47.0	44.2	78.7
6:34:32	52.7	40.2	36.0	68.5	9:14:32	56.7	43.8	40.4	68.2	11:54:32	55.4	46.3	42.1	68.7
6:39:32	53.2	40.5	36.9	64.6	9:19:32	59.5	43.8	38.3	75.0	11:59:32	57.5	45.6	40.7	77.1
6:44:32	56.1	41.3	38.1	73.9	9:24:32	56.5	45.6	40.6	72.4	12:04:32	55.1	44.2	38.6	67.1
6:49:32	52.8	38.8	35.7	67.1	9:29:32	55.7	41.5	37.5	68.6	12:09:32	56.9	43.1	40.4	76.4
6:54:32	51.9	40.7	35.9	64.1	9:34:32	60.2	45.0	40.4	80.8	12:14:32	60.0	43.9	40.3	80.8
6:59:32	51.1	38.5	36.3	63.8	9:39:32	59.5	45.9	39.7	77.2	12:19:32	57.2	44.2	41.9	71.7
7:04:32	54.6	40.4	37.2	68.8	9:44:32	62.6	47.2	41.7	83.1	12:24:32	52.5	43.3	41.1	66.8
7:09:32	53.2	40.0	37.3	67.0	9:49:32	59.5	46.4	39.3	74.0	12:29:32	54.6	43.8	38.2	66.5
7:14:32	53.1	41.5	38.1	64.4	9:54:32	56.7	44.4	39.3	68.6	12:34:32	56.1	44.4	40.9	67.7
7:19:32	55.9	42.2	38.1	72.3	9:59:32	56.8	46.3	41.1	72.4	12:39:32	52.0	39.9	38.1	65.4
7:24:32	56.4	44.3	40.2	72.5	10:04:32	56.1	45.1	39.3	68.5	12:44:32	53.9	41.6	38.2	66.6
7:29:32	57.0	42.6	39.3	71.4	10:09:32	56.5	44.2	38.3	72.5	12:49:32	57.0	44.2	40.8	72.6
7:34:32	54.7	41.1	38.3	66.0	10:14:32	57.5	43.4	40.3	72.0	12:54:32	59.1	43.7	39.7	75.6
7:39:32	61.7	42.9	39.6	79.4	10:19:32	52.9	41.4	37.7	74.7	12:59:32	56.5	46.7	41.4	69.3
7:44:32	56.9	46.4	41.9	70.2	10:24:32	55.1	41.2	38.1	73.5	13:04:32	55.5	46.9	42.5	65.5
7:49:32	56.4	43.8	37.9	66.3	10:29:32	56.8	45.7	41.2	66.6	13:09:32	56.5	41.2	37.7	73.2
7:54:32	55.7	39.8	35.3	65.6	10:34:32	55.9	43.9	40.7	68.8	13:14:32	53.9	42.4	39.2	71.1
7:59:32	63.2	48.1	42.3	79.5	10:39:32	57.1	46.3	43.2	72.0	13:19:32	60.9	43.9	39.8	78.0
8:04:32	57.9	45.0	39.5	70.7	10:44:32	54.1	42.3	39.1	67.8	13:24:32	57.0	44.3	39.9	69.8
8:09:32	59.3	46.9	42.4	73.3	10:49:32	56.4	45.1	38.2	71.8	13:29:32	56.9	43.3	38.4	76.0
8:14:32	59.2	44.4	39.1	72.5	10:54:32	58.4	43.7	39.5	74.1	13:34:32	60.4	45.4	39.7	78.0
8:19:32	55.3	44.9	41.4	66.7	10:59:32	59.0	41.0	37.9	75.2	13:39:32	55.1	44.4	41.0	67.3
8:24:32	56.6	47.1	41.4	67.0	11:04:32	57.5	45.7	39.9	71.6	13:44:32	58.7	40.4	35.7	78.1
8:29:32	56.8	47.6	42.1	65.9	11:09:32	57.4	45.1	39.9	74.9	13:49:32	54.4	41.7	39.0	69.8
8:34:32	56.5	42.4	39.4	68.7	11:14:32	56.6	45.8	42.9	69.0	13:54:32	56.4	44.3	40.1	67.5
8:39:32	56.9	46.0	40.4	67.5	11:19:32	54.6	42.6	38.5	68.5	13:59:32	59.6	46.4	41.8	76.4

Blue Consultant Limited Partnership Laboratory

Nidda A.

(MS.Nidda Anansuwanchal)

Laboratory Manager

Blue CONSULTANT
Limited Partnership

ห้างหุ้นส่วนจำกัด บลู คอนซัลแตนท์ Blue Consultant Limited Partnership

32/751 ถนนประชาอุทิศ แขวงทุ่งครุ เขตทุ่งครุ กรุงเทพฯ 10140

โทร.0-2873-6045-6 โทรสาร 0-2873-6046

ANALYSIS REPORT

Sound : 036-038-57 Greener-2014

Customer: Electricity Generating Public Co., Ltd.

Sampling Date: January 28, 2014

Project: Theppana Wind Farm Co., Ltd.

Analysis Date: January 28, 2014

Location: Tambon Wa Tabaeak, Amphoe Thep Sathit, Chaiyaphum Province

Report Date: February 7, 2014

Sampling Station : Khum Mor Din Sai Community

Time	Leq5 min	L90	Lmin	Lmax	Time	Leq5 min	L90	Lmin	Lmax	Time	Leq5 min	L90	Lmin	Lmax
14:04:32	56.0	44.4	39.1	73.5	16:44:32	57.0	45.3	41.3	71.7	19:24:32	59.0	49.5	47.2	78.6
14:09:32	54.8	43.1	39.4	66.8	16:49:32	58.5	44.5	41.3	76.3	19:29:32	55.0	48.6	45.3	66.2
14:14:32	54.2	42.0	37.4	68.1	16:54:32	59.7	44.0	41.0	80.0	19:34:32	53.4	47.1	43.2	69.2
14:19:32	55.4	43.4	40.0	74.5	16:59:32	68.7	44.1	39.8	88.7	19:39:32	52.9	47.3	44.2	63.7
14:24:32	59.0	44.4	37.4	75.2	17:04:32	60.9	49.3	43.7	77.0	19:44:32	54.5	48.5	45.2	65.7
14:29:32	53.3	37.7	34.7	69.0	17:09:32	58.4	46.0	43.7	70.3	19:49:32	68.8	49.1	44.4	89.1
14:34:32	53.2	39.4	35.0	64.4	17:14:32	55.6	46.1	42.0	74.1	19:54:32	53.0	47.4	42.0	63.5
14:39:32	55.7	39.5	35.9	73.0	17:19:32	53.5	43.5	40.6	65.0	19:59:32	57.0	47.1	43.7	73.7
14:44:32	54.7	39.7	35.7	66.8	17:24:32	56.0	43.0	38.6	71.0	20:04:32	53.7	46.2	43.5	67.1
14:49:32	54.6	43.5	37.9	66.0	17:29:32	59.4	46.8	42.9	74.2	20:09:32	51.6	45.3	43.1	70.4
14:54:32	56.2	43.1	39.2	74.1	17:34:32	60.7	44.0	39.7	77.8	20:14:32	51.4	45.0	42.1	63.3
14:59:32	56.9	41.1	37.0	72.2	17:39:32	56.3	42.8	39.0	68.7	20:19:32	53.0	45.0	42.9	67.0
15:04:32	53.3	39.4	34.5	62.5	17:44:32	57.2	46.9	41.0	72.4	20:24:32	50.4	44.4	42.0	65.1
15:09:32	54.8	41.1	38.1	67.3	17:49:32	54.5	43.2	39.8	64.5	20:29:32	59.7	44.4	41.3	77.7
15:14:32	58.3	41.2	37.7	79.1	17:54:32	57.0	42.5	38.3	72.0	20:34:32	57.3	43.8	41.7	72.7
15:19:32	59.4	43.3	37.0	78.0	17:59:32	57.5	45.0	41.2	72.3	20:39:32	50.2	42.8	40.7	63.3
15:24:32	57.1	41.5	38.0	74.2	18:04:32	57.2	42.1	39.7	74.4	20:44:32	50.5	45.0	41.2	64.3
15:29:32	57.8	44.6	38.9	73.9	18:09:32	56.9	44.3	38.9	71.7	20:49:32	59.6	44.2	40.9	83.1
15:34:32	54.3	39.9	36.2	66.9	18:14:32	60.2	44.6	42.3	74.7	20:54:32	55.0	43.3	40.6	74.2
15:39:32	56.4	41.1	37.0	70.1	18:19:32	55.8	44.4	40.9	66.5	20:59:32	52.6	44.2	41.9	63.9
15:44:32	55.4	45.3	39.0	67.1	18:24:32	57.4	45.4	41.3	71.3	21:04:32	47.4	43.7	42.0	58.8
15:49:32	57.0	41.3	36.5	72.1	18:29:32	61.8	46.0	41.5	78.5	21:09:32	53.5	44.1	41.8	71.8
15:54:32	56.5	43.0	39.2	73.4	18:34:32	55.5	42.4	39.5	70.6	21:14:32	49.6	44.6	42.5	61.3
15:59:32	53.9	42.9	40.6	66.6	18:39:32	55.8	44.0	41.6	67.3	21:19:32	50.7	44.1	41.6	66.1
16:04:32	54.6	43.6	40.3	64.0	18:44:32	55.2	41.6	38.9	72.0	21:24:32	50.9	43.9	41.9	65.5
16:09:32	56.9	47.5	43.7	70.3	18:49:32	54.0	43.7	40.8	63.9	21:29:32	47.4	43.4	41.3	63.2
16:14:32	56.9	47.4	43.3	70.1	18:54:32	61.8	45.1	40.2	81.3	21:34:32	51.0	43.2	41.0	64.8
16:19:32	56.4	47.9	42.9	69.9	18:59:32	54.4	43.2	41.1	72.8	21:39:32	50.5	43.9	40.8	67.2
16:24:32	56.7	47.1	42.6	72.2	19:04:32	55.0	43.8	40.8	71.0	21:44:32	51.6	45.4	43.3	63.3
16:29:32	55.1	46.6	44.3	66.3	19:09:32	54.8	44.0	41.4	71.9	21:49:32	48.9	44.3	41.3	60.8
16:34:32	57.7	44.5	42.2	74.1	19:14:32	56.4	43.7	42.0	75.9	21:54:32	50.3	45.0	40.9	66.1
16:39:32	54.4	45.3	42.4	64.3	19:19:32	53.5	46.0	44.2	68.6	21:59:32	50.8	45.2	42.5	68.4

Blue Consultant Limited Partnership Laboratory

Nidda A.
 (MS.Nidda Anansuwanchai)
 Laboratory Manager

Blue Consultant Limited Partnership

ห้างหุ้นส่วนจำกัด บลู คอนซัลแตนท์ Blue Consultant Limited Partnership

32/751 ถนนประชาอุทิศ แขวงทุ่งครุ เขตทุ่งครุ กรุงเทพฯ 10140

โทร.0-2873-6045-6 โทรสาร 0-2873-6046

ANALYSIS REPORT

Sound : 036-038-57 Greener-2014

Customer: Electricity Generating Public Co., Ltd.

Sampling Date: January 28-29, 2014

Project: Theppana Wind Farm Co., Ltd.

Analysis Date: January 28-29, 2014

Location: Tambon Wa Tabaeak, Amphoe Thep Sathit, Chaiyaphum Province

Report Date: February 7, 2014

Sampling Station : Khum Mor Din Sai Community

Time	Leq5 min	L90	Lmin	Lmax	Time	Leq5 min	L90	Lmin	Lmax	Time	Leq5 min	L90	Lmin	Lmax
22:04:32	50.1	45.0	42.3	63.5	0:44:32	45.6	42.2	38.7	55.7	3:24:32	48.8	39.3	37.6	65.6
22:09:32	51.6	44.5	42.2	66.4	0:49:32	47.9	41.8	40.0	62.2	3:29:32	45.8	37.9	36.7	60.0
22:14:32	49.7	44.5	42.6	62.7	0:54:32	46.0	40.6	39.1	61.2	3:34:32	48.7	37.8	36.7	66.5
22:19:32	47.9	44.4	40.1	58.7	0:59:32	45.3	40.0	38.2	61.1	3:39:32	44.6	38.4	36.6	61.7
22:24:32	47.2	44.5	41.4	60.3	1:04:32	56.1	40.5	38.6	77.2	3:44:32	49.6	38.4	36.5	63.2
22:29:32	49.7	44.4	41.6	66.8	1:09:32	40.4	39.2	37.8	48.4	3:49:32	43.8	36.8	35.3	60.6
22:34:32	50.9	44.1	41.6	62.3	1:14:32	44.6	39.7	38.0	60.8	3:54:32	48.3	36.9	35.1	67.2
22:39:32	49.9	44.4	40.5	63.7	1:19:32	44.1	41.0	39.0	57.8	3:59:32	41.4	36.5	35.3	58.2
22:44:32	50.3	44.1	41.5	66.2	1:24:32	45.6	40.0	38.4	62.2	4:04:32	57.1	37.3	35.4	74.2
22:49:32	46.6	43.7	39.5	59.7	1:29:32	51.1	40.8	39.3	69.4	4:09:32	38.9	36.1	35.0	50.3
22:54:32	50.4	44.2	41.7	63.1	1:34:32	47.0	40.1	38.3	62.5	4:14:32	40.4	36.1	34.9	56.0
22:59:32	53.5	43.5	40.7	67.6	1:39:32	45.8	39.9	38.4	62.0	4:19:32	48.4	36.5	35.1	63.3
23:04:32	48.8	42.8	38.4	64.0	1:44:32	48.0	40.7	39.1	62.2	4:24:32	49.9	36.1	35.0	66.3
23:09:32	51.3	43.7	41.0	66.1	1:49:32	47.8	39.8	37.9	62.7	4:29:32	49.6	36.1	34.9	67.0
23:14:32	44.4	41.9	38.9	51.8	1:54:32	44.5	40.4	38.4	59.1	4:34:32	46.6	36.2	35.0	63.1
23:19:32	47.9	42.7	39.7	62.1	1:59:32	44.1	41.2	39.4	53.8	4:39:32	49.5	37.2	34.4	63.8
23:24:32	47.8	44.1	40.4	63.1	2:04:32	47.9	41.9	39.1	63.8	4:44:32	48.8	37.0	35.8	63.8
23:29:32	50.2	44.9	41.7	65.3	2:09:32	45.8	40.8	38.6	61.4	4:49:32	50.7	37.3	35.6	64.9
23:34:32	50.9	44.5	40.7	60.5	2:14:32	47.9	39.8	37.7	63.2	4:54:32	51.8	37.1	35.5	67.5
23:39:32	50.0	41.4	38.4	67.0	2:19:32	41.3	39.0	36.9	45.9	4:59:32	50.0	37.0	35.1	63.8
23:44:32	45.8	39.7	37.4	60.0	2:24:32	44.2	39.8	38.0	58.6	5:04:32	55.3	37.3	35.3	72.7
23:49:32	46.1	42.7	39.4	61.8	2:29:32	53.2	40.4	38.0	70.6	5:09:32	47.2	36.9	35.3	65.5
23:54:32	49.4	43.2	40.4	61.4	2:34:32	51.2	40.3	38.0	67.7	5:14:32	46.8	37.1	34.9	62.1
23:59:32	50.2	42.2	40.0	64.7	2:39:32	45.4	39.1	37.6	61.8	5:19:32	49.9	36.9	34.8	63.7
0:04:32	46.2	41.4	38.9	65.0	2:44:32	44.3	38.5	37.1	63.2	5:24:32	50.8	38.0	35.9	67.8
0:09:32	49.8	43.6	41.0	60.3	2:49:32	44.8	39.3	37.5	63.1	5:29:32	56.9	39.0	36.4	78.4
0:14:32	47.3	43.0	40.0	59.6	2:54:32	44.1	39.0	37.6	60.1	5:34:32	48.7	37.9	36.3	64.1
0:19:32	45.6	42.7	39.9	58.8	2:59:32	45.1	38.9	37.2	63.2	5:39:32	50.5	38.5	36.0	65.6
0:24:32	46.8	42.4	40.2	59.4	3:04:32	48.3	41.9	39.4	62.5	5:44:32	51.4	40.2	36.1	66.8
0:29:32	47.2	43.5	40.9	62.6	3:09:32	50.7	40.7	38.4	64.8	5:49:32	45.7	39.3	36.6	59.7
0:34:32	47.0	43.1	40.6	61.7	3:14:32	50.6	40.6	37.8	66.2	5:54:32	48.0	39.9	36.6	62.1
0:39:32	50.8	43.2	40.5	66.4	3:19:32	44.1	39.0	37.4	61.4	5:59:32	50.2	39.7	36.7	63.5

Blue Consultant Limited Partnership Laboratory

Nidla A.
 (MS.Nidla Anansuwanchai)
 Laboratory Manager

Blue Consultant Limited Partnership

ห้างหุ้นส่วนจำกัด บลู คอนซัลแตนท์ Blue Consultant Limited Partnership

32/751 ถนนประชาอุทิศ แขวงทุ่งครุ เขตทุ่งครุ กรุงเทพฯ 10140

โทร.0-2873-6045-6 โทรสาร 0-2873-6046

ANALYSIS REPORT

Sound : 036-038-57 Greener-2014

Customer: Electricity Generating Public Co., Ltd.

Sampling Date: January 29, 2014

Project: Theppana Wind Farm Co., Ltd.

Analysis Date: January 29, 2014

Location: Tambon Wa Tabaeak, Amphoe Thep Sathit, Chaiyaphum Province

Report Date: February 7, 2014

Sampling Station : Khum Mor Din Sai Community

Time	Leq5 min	L90	Lmin	Lmax	Time	Leq5 min	L90	Lmin	Lmax	Time	Leq5 min	L90	Lmin	Lmax
6:04:32	53.4	40.6	37.0	66.2	8:44:32	54.8	41.9	38.6	67.0	11:24:32	55.5	45.0	37.9	70.0
6:09:32	53.1	40.3	36.3	66.1	8:49:32	56.0	42.1	37.8	69.4	11:29:32	53.7	41.3	38.4	66.8
6:14:32	55.0	41.8	36.7	69.8	8:54:32	55.8	43.8	38.2	66.2	11:34:32	53.6	41.6	38.2	65.5
6:19:32	52.9	39.4	37.0	68.9	8:59:32	57.7	43.7	37.9	73.9	11:39:32	54.0	43.6	38.5	63.9
6:24:32	51.9	39.7	35.6	63.6	9:04:32	57.8	40.7	36.0	67.8	11:44:32	58.6	45.8	41.0	77.4
6:29:32	54.9	39.1	36.2	69.6	9:09:32	56.7	46.5	41.4	66.4	11:49:32	54.4	43.3	39.6	65.3
6:34:32	55.0	41.5	36.4	70.6	9:14:32	56.4	41.6	38.0	71.3	11:54:32	56.6	43.0	38.1	68.9
6:39:32	52.9	40.3	37.6	63.8	9:19:32	56.3	43.4	39.5	67.3	11:59:32	61.3	41.9	35.4	80.8
6:44:32	51.8	39.4	36.8	65.2	9:24:32	62.2	44.3	39.3	81.2	12:04:32	51.1	40.8	37.7	62.5
6:49:32	55.0	40.3	36.8	72.2	9:29:32	57.2	41.6	36.4	68.9	12:09:32	56.1	41.8	38.6	70.3
6:54:32	51.0	40.2	36.9	62.5	9:34:32	57.4	44.2	37.0	70.6	12:14:32	54.9	38.9	36.4	69.4
6:59:32	55.5	39.6	36.6	75.4	9:39:32	57.3	45.8	38.4	66.8	12:19:32	59.6	40.2	36.9	75.5
7:04:32	53.6	38.5	35.9	70.3	9:44:32	58.1	44.5	41.1	74.4	12:24:32	52.4	39.7	35.9	65.6
7:09:32	53.6	40.7	37.6	66.4	9:49:32	56.4	43.2	38.9	71.4	12:29:32	56.5	38.9	36.1	71.5
7:14:32	54.8	40.8	37.4	70.7	9:54:32	54.5	41.7	38.4	67.0	12:34:32	54.9	40.0	37.5	70.9
7:19:32	56.1	42.7	38.8	70.2	9:59:32	57.5	46.3	42.3	69.7	12:39:32	54.1	38.9	36.6	67.3
7:24:32	54.4	41.6	36.2	67.0	10:04:32	57.5	44.5	41.4	68.7	12:44:32	57.5	41.6	39.0	72.4
7:29:32	55.4	40.0	35.7	71.7	10:09:32	56.6	46.6	42.3	70.7	12:49:32	58.7	40.4	37.1	73.6
7:34:32	60.5	45.6	41.0	77.6	10:14:32	56.1	44.4	40.1	66.5	12:54:32	59.7	44.3	38.4	84.5
7:39:32	55.9	41.4	38.6	68.7	10:19:32	57.1	43.6	39.0	80.8	12:59:32	57.6	35.9	43.1	80.5
7:44:32	53.2	39.7	37.1	66.0	10:24:32	54.7	44.1	38.5	69.1	13:04:32	49.0	31.6	31.2	75.5
7:49:32	59.2	44.1	39.2	75.3	10:29:32	57.7	43.7	39.5	73.4	13:09:32	55.3	33.1	31.2	73.7
7:54:32	59.8	45.3	39.9	72.5	10:34:32	57.4	46.9	42.4	71.0	13:14:32	52.6	48.3	40.0	68.8
7:59:32	55.4	40.4	36.5	67.8	10:39:32	56.9	45.4	41.0	72.1	13:19:32	52.2	40.8	38.7	68.4
8:04:32	58.2	44.5	40.8	76.4	10:44:32	56.6	43.7	39.8	71.7	13:24:32	56.6	50.0	49.1	70.0
8:09:32	56.4	41.9	38.0	70.6	10:49:32	54.9	43.4	40.4	68.3	13:29:32	59.5	53.6	51.9	72.8
8:14:32	58.3	45.2	40.4	70.3	10:54:32	57.0	45.7	41.1	69.4	13:34:32	54.0	28.2	40.2	73.0
8:19:32	54.9	40.7	37.4	69.7	10:59:32	56.1	43.7	39.2	68.8	13:39:32	60.5	54.1	51.5	77.2
8:24:32	56.5	41.6	38.4	69.0	11:04:32	56.8	46.9	43.2	72.0	13:44:32	58.7	52.3	50.5	69.1
8:29:32	57.1	43.8	38.1	69.6	11:09:32	59.3	44.8	37.5	75.8	13:49:32	59.3	52.5	50.4	68.5
8:34:32	56.8	45.0	39.5	67.8	11:14:32	57.2	44.6	40.6	78.0	13:54:32	59.8	53.9	46.5	84.3
8:39:32	56.2	44.7	37.7	69.1	11:19:32	54.7	41.2	38.8	67.5	13:59:32	56.8	55.2	53.7	62.9

Blue Consultant Limited Partnership Laboratory

Nidda A.

(MS.Nidda Anansuwanchai)

Laboratory Manager

Blue CONSULTANT
Limited Partnership

ห้างหุ้นส่วนจำกัด บลู คอนซัลแตนท์ Blue Consultant Limited Partnership

32/751 ถนนประชาอุทิศ แขวงทุ่งครุ เขตทุ่งครุ กรุงเทพฯ 10140

โทร.0-2873-6045-6 โทรสาร 0-2873-6046

ANALYSIS REPORT

Sound : 036-038-57 Greener-2014

Customer: Electricity Generating Public Co., Ltd.

Sampling Date: January 29, 2014

Project: Theppana Wind Farm Co., Ltd.

Analysis Date: January 29, 2014

Location: Tambon Wa Tabaeak, Amphoe Thep Sathit, Chaiyaphum Province

Report Date: February 7, 2014

Sampling Station : Khum Mor Din Sai Community

Time	Leq5 min	L90	Lmin	Lmax	Time	Leq5 min	L90	Lmin	Lmax	Time	Leq5 min	L90	Lmin	Lmax
14:04:32	56.7	55.1	53.6	64.5	16:44:32	60.8	59.5	58.4	64.2	19:24:32	59.1	57.5	56.5	63.3
14:09:32	57.8	55.3	53.6	68.8	16:49:32	60.3	59.4	58.1	62.7	19:29:32	59.7	57.8	56.2	63.7
14:14:32	57.5	56.3	55.0	60.7	16:54:32	60.0	58.9	57.4	63.3	19:34:32	59.9	58.8	57.6	62.5
14:19:32	58.9	57.7	55.8	63.6	16:59:32	59.5	58.3	57.1	66.3	19:39:32	58.5	57.1	56.2	63.4
14:24:32	60.7	58.8	57.5	82.6	17:04:32	60.2	58.2	56.5	65.2	19:44:32	59.4	58.0	56.8	68.1
14:29:32	60.8	58.6	57.5	86.1	17:09:32	60.4	58.8	57.4	65.6	19:49:32	58.9	57.3	56.0	62.4
14:34:32	59.7	58.7	57.7	63.0	17:14:32	61.0	59.7	58.4	66.6	19:54:32	60.7	59.0	57.1	64.0
14:39:32	59.9	59.0	57.9	62.5	17:19:32	60.8	59.5	58.4	65.4	19:59:32	60.0	58.6	57.5	64.6
14:44:32	60.1	58.9	57.9	71.8	17:24:32	60.4	59.2	57.3	64.6	20:04:32	60.0	58.4	57.6	67.8
14:49:32	59.6	58.4	57.1	63.8	17:29:32	58.8	57.5	56.9	66.6	20:09:32	60.4	59.0	57.8	69.8
14:54:32	59.4	58.2	56.8	63.3	17:34:32	60.1	59.1	57.8	62.9	20:14:32	59.4	57.8	56.8	62.9
14:59:32	60.9	58.9	57.8	67.5	17:39:32	59.8	58.5	57.3	66.9	20:19:32	59.8	58.7	57.7	63.6
15:04:32	59.7	58.6	57.7	63.7	17:44:32	59.8	57.3	55.9	70.7	20:24:32	58.1	56.1	55.1	63.4
15:09:32	60.7	59.7	58.2	66.4	17:49:32	60.2	58.6	57.3	65.1	20:29:32	59.8	58.4	57.1	65.2
15:14:32	60.7	59.8	59.1	63.3	17:54:32	60.3	59.2	57.8	64.4	20:34:32	60.8	56.7	55.3	67.2
15:19:32	60.8	60.0	59.1	63.4	17:59:32	60.3	58.5	57.4	65.7	20:39:32	60.3	58.1	55.2	64.1
15:24:32	61.2	59.4	58.5	74.0	18:04:32	60.1	58.0	57.0	69.7	20:44:32	61.1	58.8	57.0	66.2
15:29:32	60.0	58.8	57.7	67.9	18:09:32	60.0	59.1	58.1	63.2	20:49:32	59.8	58.3	56.6	65.9
15:34:32	59.7	58.5	57.5	67.3	18:14:32	60.2	59.1	57.4	64.3	20:54:32	60.5	59.2	57.5	68.7
15:39:32	60.3	58.9	57.6	65.1	18:19:32	58.3	56.9	55.9	63.1	20:59:32	58.9	57.3	56.6	69.0
15:44:32	60.7	58.8	57.7	67.0	18:24:32	60.2	58.9	57.7	63.3	21:04:32	59.7	58.5	57.7	63.0
15:49:32	60.9	59.5	58.0	66.5	18:29:32	61.0	57.4	55.9	64.6	21:09:32	58.4	56.3	55.3	66.9
15:54:32	60.7	59.8	58.9	63.5	18:34:32	59.8	57.0	55.2	64.5	21:14:32	61.1	58.6	57.3	65.7
15:59:32	61.1	59.9	59.0	76.6	18:39:32	61.0	59.7	58.4	66.7	21:19:32	59.6	56.8	55.2	71.5
16:04:32	60.9	59.5	58.2	79.0	18:44:32	60.2	58.6	57.4	66.2	21:24:32	61.0	59.3	56.9	66.9
16:09:32	60.6	59.5	58.4	66.0	18:49:32	59.3	57.7	56.7	66.2	21:29:32	61.0	58.6	57.4	70.6
16:14:32	59.6	58.2	56.9	64.6	18:54:32	60.2	59.2	58.2	62.7	21:34:32	60.3	58.1	57.2	69.2
16:19:32	60.3	58.9	57.5	74.8	18:59:32	59.1	56.8	56.0	63.6	21:39:32	60.6	58.6	57.2	64.9
16:24:32	61.2	59.3	57.7	67.0	19:04:32	59.4	56.7	55.9	65.3	21:44:32	59.7	57.6	56.8	70.5
16:29:32	60.5	59.2	58.0	66.3	19:09:32	61.4	59.5	57.5	66.6	21:49:32	59.8	57.9	56.5	69.4
16:34:32	61.2	59.8	58.7	64.6	19:14:32	58.5	56.8	56.0	64.1	21:54:32	59.1	56.3	55.6	66.0
16:39:32	61.2	59.6	58.4	69.8	19:19:32	60.1	58.7	57.3	64.1	21:59:32	61.5	59.2	56.8	65.7

Blue Consultant Limited Partnership Laboratory

Nidda A.

(MS.Nidda Anansuwanchai)

Laboratory Manager

Blue CONSULTANT
Limited Partnership

ห้างหุ้นส่วนจำกัด บลู คอนซัลแตนท์ **Blue Consultant Limited Partnership**

32/751 ถนนประชาอุทิศ แขวงทุ่งครุ เขตทุ่งครุ กรุงเทพฯ 10140

โทร.0-2873-6045-6 โทรสาร 0-2873-6046

ANALYSIS REPORT

Sound : 036-038-57 Greener-2014

Customer: Electricity Generating Public Co., Ltd.

Sampling Date: January 29-30, 2014

Project: Theppana Wind Farm Co., Ltd.

Analysis Date: January 29-30, 2014

Location: Tambon Wa Tabaeak, Amphoe Thep Sathit, Chaiyaphum Province

Report Date: February 7, 2014

Sampling Station : Khum Mor Din Sai Community

Time	Leq5 min	L90	Lmin	Lmax	Time	Leq5 min	L90	Lmin	Lmax	Time	Leq5 min	L90	Lmin	Lmax
22:04:32	59.8	57.7	56.1	64.9	0:44:32	59.0	55.3	51.8	68.0	3:24:32	39.4	34.0	32.5	57.9
22:09:32	61.6	60.1	58.8	67.1	0:49:32	59.0	55.6	52.7	71.1	3:29:32	43.9	34.6	32.3	57.1
22:14:32	60.8	58.6	57.2	64.6	0:54:32	59.3	55.3	52.3	69.6	3:34:32	46.7	45.8	44.6	51.6
22:19:32	60.3	58.7	57.1	67.3	0:59:32	62.6	56.5	53.1	82.8	3:39:32	45.5	35.3	32.9	53.8
22:24:32	60.4	58.6	56.9	68.9	1:04:32	58.5	54.3	48.5	73.9	3:44:32	41.3	35.7	33.0	57.4
22:29:32	60.6	58.4	57.2	71.7	1:09:32	57.6	52.1	47.6	73.0	3:49:32	42.8	35.9	33.2	56.8
22:34:32	60.7	58.4	56.3	70.1	1:14:32	58.8	55.2	52.6	67.2	3:54:32	41.7	36.2	33.8	54.8
22:39:32	60.9	58.4	56.9	65.9	1:19:32	60.7	55.2	52.7	71.7	3:59:32	42.4	36.7	33.9	56.9
22:44:32	60.3	58.6	57.2	70.7	1:24:32	60.2	56.5	53.3	68.4	4:04:32	40.3	35.3	33.5	54.5
22:49:32	60.5	58.5	57.0	67.6	1:29:32	60.0	56.7	53.6	74.9	4:09:32	42.6	36.0	33.9	61.2
22:54:32	61.9	60.1	58.5	67.0	1:34:32	61.4	55.5	50.5	77.6	4:14:32	43.1	35.9	32.7	61.5
22:59:32	60.6	58.5	57.7	68.8	1:39:32	56.2	41.2	38.9	84.5	4:19:32	42.4	37.3	34.7	51.3
23:04:32	60.9	59.0	57.8	67.5	1:44:32	46.1	39.9	37.9	63.6	4:24:32	43.5	36.3	35.0	62.1
23:09:32	59.6	57.0	56.1	66.4	1:49:32	43.8	36.2	33.3	59.7	4:29:32	39.8	35.5	34.4	56.9
23:14:32	61.1	58.8	57.8	70.8	1:54:32	42.9	36.0	34.3	68.7	4:34:32	41.5	36.8	34.6	57.4
23:19:32	61.8	57.1	55.8	67.7	1:59:32	45.4	37.2	33.8	55.8	4:39:32	47.5	46.0	44.6	55.8
23:24:32	61.4	59.0	56.4	71.9	2:04:32	43.4	36.5	33.9	57.6	4:44:32	49.7	46.7	39.1	62.7
23:29:32	61.7	60.1	58.6	68.4	2:09:32	45.6	38.9	34.0	62.2	4:49:32	42.3	37.3	35.7	63.0
23:34:32	63.5	58.9	57.9	79.3	2:14:32	41.6	36.1	33.4	57.7	4:54:32	45.1	36.4	34.7	61.0
23:39:32	62.4	60.4	58.6	75.5	2:19:32	43.7	37.4	34.0	58.4	4:59:32	43.2	37.3	35.6	54.1
23:44:32	63.0	58.0	56.6	77.9	2:24:32	43.7	42.1	41.3	50.9	5:04:32	42.8	39.4	38.0	63.6
23:49:32	60.2	58.1	56.6	66.5	2:29:32	43.6	36.4	33.3	61.7	5:09:32	44.1	39.6	37.4	52.7
23:54:32	62.3	59.4	57.8	71.8	2:34:32	43.2	37.8	34.1	50.5	5:14:32	40.4	35.2	34.3	54.4
23:59:32	62.3	59.2	55.5	68.8	2:39:32	43.8	39.0	34.3	52.8	5:19:32	39.2	35.7	34.5	48.0
0:04:32	61.0	58.0	55.8	69.1	2:44:32	44.8	39.9	38.7	59.7	5:24:32	42.3	35.2	34.1	55.4
0:09:32	60.4	57.5	55.6	70.1	2:49:32	44.0	40.4	38.6	55.4	5:29:32	41.0	36.0	34.5	50.5
0:14:32	64.2	58.7	55.5	77.6	2:54:32	42.8	38.9	37.0	64.4	5:34:32	39.9	35.7	34.5	57.5
0:19:32	61.9	58.4	55.6	71.3	2:59:32	45.4	40.1	37.0	56.0	5:39:32	45.9	37.1	35.8	62.6
0:24:32	60.1	56.0	53.9	74.3	3:04:32	46.1	37.1	34.1	59.6	5:44:32	47.7	46.7	45.3	57.8
0:29:32	61.5	58.4	55.1	72.1	3:09:32	42.6	36.8	34.3	61.1	5:49:32	46.8	37.2	35.5	62.2
0:34:32	60.2	56.0	51.5	67.4	3:14:32	41.1	35.2	32.8	58.2	5:54:32	41.5	36.6	35.4	59.5
0:39:32	58.2	54.6	50.8	66.4	3:19:32	38.8	33.7	32.5	53.5	5:59:32	41.8	37.2	35.5	50.9

Blue Consultant Limited Partnership Laboratory

Nidda A.

(MS.Nidda Anansuwanchai)

Laboratory Manager

Blue CONSULTANT
Limited Partnership

ห้างหุ้นส่วนจำกัด บลู คอนซัลแตนท์ **Blue Consultant Limited Partnership**

32/751 ถนนประชาอุทิศ แขวงทุ่งครุ เขตทุ่งครุ กรุงเทพฯ 10140

โทร.0-2873-6045-6 โทรสาร 0-2873-6046

ANALYSIS REPORT

Sound : 036-038-57 Greener-2014

Customer: Electricity Generating Public Co., Ltd.

Sampling Date: January 30, 2014

Project: Theppana Wind Farm Co., Ltd.

Analysis Date: January 30, 2014

Location: Tambon Wa Tabaeak, Amphoe Thep Sathit, Chaiyaphum Province

Report Date: February 7, 2014

Sampling Station : Khum Mor Din Sai Community

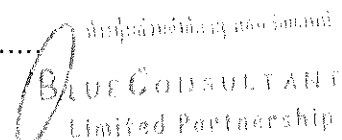
Time	Leq5 min	L90	Lmin	Lmax	Time	Leq5 min	L90	Lmin	Lmax	Time	Leq5 min	L90	Lmin	Lmax
6:04:32	42.1	37.0	35.3	51.7	8:44:32	50.8	49.3	48.1	55.0	11:24:32	54.4	42.5	39.4	69.0
6:09:32	41.5	36.9	35.5	53.1	8:49:32	51.1	49.1	47.4	62.9	11:29:32	57.3	43.1	39.8	70.1
6:14:32	40.6	36.9	35.3	53.2	8:54:32	49.4	47.4	46.3	60.0	11:34:32	55.3	41.8	38.6	69.7
6:19:32	41.9	36.6	35.3	58.3	8:59:32	51.1	47.7	46.0	61.8	11:39:32	55.5	41.6	38.1	68.6
6:24:32	48.0	37.0	34.8	70.3	9:04:32	51.7	47.2	45.3	69.0	11:44:32	55.8	42.9	39.0	69.4
6:29:32	41.1	37.0	35.5	54.8	9:09:32	49.9	46.8	45.5	61.9	11:49:32	60.4	43.7	40.7	76.2
6:34:32	43.3	37.5	35.1	55.4	9:14:32	51.2	47.5	45.8	68.2	11:54:32	57.6	45.3	40.3	76.6
6:39:32	43.6	37.0	35.4	57.0	9:19:32	49.7	46.9	45.6	59.0	11:59:32	57.6	40.8	41.9	78.8
6:44:32	47.9	46.5	44.9	55.7	9:24:32	49.3	46.4	45.4	61.6	12:04:32	52.1	37.9	34.9	71.3
6:49:32	47.0	44.7	38.8	62.9	9:29:32	50.5	46.9	45.6	66.5	12:09:32	56.1	38.1	35.8	75.1
6:54:32	42.0	37.3	35.1	54.8	9:34:32	54.7	46.9	45.9	73.3	12:14:32	56.3	46.1	40.2	74.8
6:59:32	61.1	42.1	37.5	83.1	9:39:32	55.2	47.8	45.4	71.9	12:19:32	54.7	42.5	40.3	70.1
7:04:32	60.0	49.2	47.0	82.1	9:44:32	55.5	48.7	47.4	72.5	12:24:32	54.6	46.7	45.1	68.4
7:09:32	62.3	49.2	47.3	90.5	9:49:32	52.5	35.9	33.5	77.1	12:29:32	57.1	48.7	45.1	69.7
7:14:32	55.6	48.8	46.9	77.2	9:54:32	40.4	34.5	33.3	54.3	12:34:32	55.1	36.3	40.6	70.4
7:19:32	51.5	49.5	47.8	66.0	9:59:32	38.9	34.5	33.4	49.0	12:39:32	56.3	47.0	44.8	71.3
7:24:32	53.5	49.1	46.5	72.7	10:04:32	39.7	34.3	33.4	52.6	12:44:32	56.3	47.0	44.4	67.9
7:29:32	55.2	48.4	46.8	78.1	10:09:32	37.8	34.3	33.1	48.0	12:49:32	58.2	48.4	45.6	70.6
7:34:32	49.8	48.2	46.7	59.1	10:14:32	38.9	34.4	33.5	50.9	12:54:32	59.5	48.8	43.1	80.0
7:39:32	51.0	49.0	47.4	58.2	10:19:32	40.1	34.8	33.6	56.4	12:59:32	56.7	51.0	47.6	66.1
7:44:32	51.8	49.7	48.3	67.8	10:24:32	40.3	34.5	33.3	57.3	13:04:32	56.1	51.0	48.1	65.0
7:49:32	50.9	48.6	46.6	65.7	10:29:32	40.6	34.7	33.2	53.7	13:09:32	57.2	48.3	45.7	71.0
7:54:32	50.4	48.6	47.0	57.8	10:34:32	39.1	34.9	33.3	51.8	13:14:32	55.7	49.4	47.1	65.9
7:59:32	49.4	48.0	46.7	62.3	10:39:32	44.7	37.7	34.2	57.7	13:19:32	59.9	50.8	47.8	70.8
8:04:32	49.8	48.2	46.9	61.4	10:44:32	44.5	43.3	42.3	51.5	13:24:32	58.9	51.6	48.7	76.2
8:09:32	49.5	47.9	46.8	54.5	10:49:32	41.3	31.7	31.0	60.8	13:29:32	58.9	51.0	48.0	81.1
8:14:32	49.9	48.1	46.7	58.4	10:54:32	60.5	32.2	31.3	84.9	13:34:32	60.1	52.1	48.7	70.5
8:19:32	49.7	48.2	46.9	53.8	10:59:32	60.2	41.5	36.7	78.0	13:39:32	57.5	51.7	49.5	64.9
8:24:32	50.1	48.2	46.7	59.3	11:04:32	54.3	43.3	38.8	67.1	13:44:32	59.4	49.7	46.8	75.0
8:29:32	54.1	47.8	46.5	82.6	11:09:32	56.8	43.5	39.3	72.6	13:49:32	57.0	50.1	48.1	66.8
8:34:32	51.2	48.6	47.1	68.4	11:14:32	55.8	42.4	39.7	69.2	13:54:32	57.9	51.3	48.5	65.4
8:39:32	51.5	49.1	47.1	61.6	11:19:32	57.1	41.4	37.7	72.0	13:59:32	60.3	52.7	49.8	72.0

Blue Consultant Limited Partnership Laboratory

Nidda A.

(MS.Nidda Anansuwanchai)

Laboratory Manager



ห้างหุ้นส่วนจำกัด บลู คอนซัลแตนท์ **Blue Consultant Limited Partnership**

32/751 ถนนประชาอุทิศ แขวงทุ่งครุ เขตทุ่งครุ กรุงเทพฯ 10140

โทร.0-2873-6045-6 โทรสาร 0-2873-6046

ANALYSIS REPORT

Sound : 039-57 Greener-2014

Customer: Electricity Generating Public Co., Ltd.

Sampling Date: January 28-29, 2014

Project: Theppana Wind Farm Co., Ltd.

Analysis Date: January 28-29, 2014

Location: Tambon Wa Tabæk, Amphoe Thep Sathit, Chaiyaphum Province

Report Date: February 7, 2014

Sampling Station : Thesaban Song Community

Interval Time	Leq 1 hr [dB(A)]	L90 [dB(A)]	Lmin [dB(A)]	Lmax [dB(A)]
14.00-15.00	53.9	38.7	33.0	72.5
15.00-16.00	53.8	37.4	36.1	73.8
16.00-17.00	53.2	38.3	36.7	74.6
17.00-18.00	54.6	40.2	38.8	73.2
18.00-19.00	52.5	39.2	37.4	71.5
19.00-20.00	52.4	43.2	41.5	71.6
20.00-21.00	50.9	43.4	42.3	68.8
21.00-22.00	50.1	42.9	42.0	67.5
22.00-23.00	49.3	43.0	41.7	68.0
23.00-00.00	47.7	41.2	40.0	65.6
00.00-01.00	46.0	39.8	39.5	63.7
01.00-02.00	44.6	39.6	39.2	62.7
02.00-03.00	45.4	39.9	39.4	68.5
03.00-04.00	46.7	39.4	38.8	68.4
04.00-05.00	47.1	39.0	38.4	71.3
05.00-06.00	46.9	38.8	37.9	66.0
06.00-07.00	49.9	38.4	37.1	71.9
07.00-08.00	53.8	40.7	38.6	77.0
08.00-09.00	54.0	41.5	39.5	75.1
09.00-10.00	55.5	43.0	41.9	76.0
10.00-11.00	54.6	42.7	41.2	72.9
11.00-12.00	54.6	42.8	41.6	72.2
12.00-13.00	54.4	42.0	40.1	72.8
13.00-14.00	53.6	40.9	38.2	73.1
Leq 24 hrs	52.2	37.4-43.4	33.0	77.0
Ldn	55.4	-	-	-
Standard 24 hrs	70	-	-	115

Standard : Ambient Noise Standards, Notification of Environmental Board No. 15 B.E.2540(1997)

Blue Consultant Limited Partnership Laboratory

Nidda A.

(MS.Nidda Anansuwanchai)

Laboratory Manager

นางนิตดา อานานุวัชชัย

BLUECONSULTANT
Limited Partnership

ห้างหุ้นส่วนจำกัด บลู คอนซัลแตนท์ Blue Consultant Limited Partnership

32/751 ถนนประชาอุทิศ แขวงทุ่งครุ เขตทุ่งครุ กรุงเทพฯ 10140

โทร.0-2873-6045-6 โทรสาร 0-2873-6046

ANALYSIS REPORT

Sound : 040-57 Greener-2014

Customer: Electricity Generating Public Co., Ltd.

Sampling Date: January 28-29, 2014

Project: Theppana Wind Farm Co., Ltd.

Analysis Date: January 28-29, 2014

Location: Tambon Wa Taback, Amphoe Thep Sathit, Chaiyaphum Province

Report Date: February 7, 2014

Sampling Station : Thesaban Song Community

Interval Time	Leq 1 hr [dB(A)]	L90 [dB(A)]	Lmin [dB(A)]	Lmax [dB(A)]
14.00-15.00	52.3	39.6	34.3	70.9
15.00-16.00	51.7	38.8	37.3	72.8
16.00-17.00	52.2	40.3	39.4	70.6
17.00-18.00	52.3	40.1	38.8	70.8
18.00-19.00	51.1	39.9	39.0	71.9
19.00-20.00	51.0	41.6	40.0	69.6
20.00-21.00	49.7	41.4	39.0	69.5
21.00-22.00	48.2	41.5	40.8	66.2
22.00-23.00	48.3	41.5	40.6	67.9
23.00-00.00	47.1	39.9	38.4	66.2
00.00-01.00	45.7	40.5	38.7	62.1
01.00-02.00	46.9	38.7	37.7	70.5
02.00-03.00	45.4	39.9	37.7	62.8
03.00-04.00	45.4	38.7	36.6	64.8
04.00-05.00	46.5	37.6	36.1	65.2
05.00-06.00	47.2	37.7	36.8	67.3
06.00-07.00	49.2	38.4	36.7	70.1
07.00-08.00	53.2	41.4	39.5	74.0
08.00-09.00	54.4	42.4	41.0	73.3
09.00-10.00	56.3	45.2	41.1	73.5
10.00-11.00	53.6	41.9	40.8	71.9
11.00-12.00	54.7	41.6	39.8	73.3
12.00-13.00	53.8	40.0	38.5	75.5
13.00-14.00	52.8	42.0	35.3	72.0
Leq 24 hrs	51.5	37.6-45.2	34.3	75.5
Ldn	54.9	-	-	-
Standard 24 hrs	70	-	-	115

Standard : Ambient Noise Standards, Notification of Environmental Board No. 15 B.E.2540(1997)

Blue Consultant Limited Partnership Laboratory

Nidida A.

(MS.Nidida Anansuwanchai)

Laboratory Manager

นางนิตติดา อานันสุวรรณ

BLUE CONSULTANT
Limited Partnership

ห้างหุ้นส่วนจำกัด บลู คอนซัลแตนท์ **Blue Consultant Limited Partnership**

32/751 ถนนประชาอุทิศ แขวงทุ่งครุ เขตทุ่งครุ กรุงเทพฯ 10140

โทร.0-2873-6045-6 โทรสาร 0-2873-6046

ANALYSIS REPORT

Sound : 041-57 Greener-2014

Customer: Electricity Generating Public Co., Ltd.

Sampling Date: January 29-30, 2014

Project: Theppana Wind Farm Co., Ltd.

Analysis Date: January 29-30, 2014

Location: Tambon Wa Tabae, Amphoe Thep Sathit, Chaiyaphum Province

Report Date: February 7, 2014

Sampling Station : Thesaban Song Community

Interval Time	Leq 1 hr [dB(A)]	L90 [dB(A)]	Lmin [dB(A)]	Lmax [dB(A)]
14.00-15.00	51.9	42.9	39.8	77.9
15.00-16.00	51.2	44.1	42.6	71.5
16.00-17.00	50.5	44.7	43.1	67.7
17.00-18.00	51.3	45.7	43.1	67.1
18.00-19.00	50.3	44.0	42.9	68.3
19.00-20.00	50.4	43.6	42.0	66.0
20.00-21.00	50.1	44.7	43.2	65.5
21.00-22.00	51.3	45.3	43.8	69.4
22.00-23.00	50.6	45.3	44.2	65.8
23.00-00.00	51.4	45.2	44.3	66.8
00.00-01.00	51.6	44.9	43.1	69.8
01.00-02.00	52.9	42.8	37.0	81.1
02.00-03.00	43.7	38.4	37.0	63.2
03.00-04.00	43.0	37.1	35.1	63.9
04.00-05.00	43.5	37.3	35.5	65.6
05.00-06.00	43.2	37.2	35.4	63.5
06.00-07.00	48.4	37.4	35.9	78.6
07.00-08.00	53.2	45.4	43.4	78.6
08.00-09.00	51.6	46.0	44.7	74.3
09.00-10.00	54.3	45.4	37.8	77.8
10.00-11.00	51.3	38.3	34.2	77.5
11.00-12.00	55.0	41.3	39.2	77.2
12.00-13.00	53.5	43.4	38.4	73.6
13.00-14.00	54.5	46.8	45.3	71.0
Leq 24 hrs	51.4	37.1-46.0	34.2	81.1
Ldn	56.2	-	-	-
Standard 24 hrs	70	-	-	115

Standard : Ambient Noise Standards, Notification of Environmental Board No. 15 B.E.2540(1997)

Blue Consultant Limited Partnership Laboratory

Nidida A.

(MS.Nidida Anansuwanchai)

Laboratory Manager

นางนิตติดา อนันสุวรรณชัย

Blue CONSULTANT
Limited Partnership

ห้างหุ้นส่วนจำกัด บลู คอนซัลแตนท์ **Blue Consultant Limited Partnership**

32/751 ถนนประชาอุทิศ แขวงทุ่งครุ เขตทุ่งครุ กรุงเทพฯ 10140

โทร.0-2873-6045-6 โทรสาร 0-2873-6046

ANALYSIS REPORT

Sound : 039-041-57 Greener-2014

Customer: Electricity Generating Public Co., Ltd.

Sampling Date: January 27, 2014

Project: Theppana Wind Farm Co., Ltd.

Analysis Date: January 27, 2014

Location: Tambon Wa Tabaeak, Amphoe Thep Sathit, Chaiyaphum Province

Report Date: February 7, 2014

Sampling Station : Thesaban Song Community

Time	Leq5 min	L90	Lmin	Lmax	Time	Leq5 min	L90	Lmin	Lmax	Time	Leq5 min	L90	Lmin	Lmax
14:35:18	53.1	38.9	33.8	72.5	17:15:18	52.6	38.4	34.3	67.0	19:55:18	53.2	44.0	41.4	68.0
14:40:18	51.7	37.3	34.2	68.1	17:20:18	51.3	38.8	34.8	64.5	20:00:18	53.8	44.7	42.1	68.4
14:45:18	52.9	36.6	33.0	66.5	17:25:18	51.2	38.1	34.1	65.3	20:05:18	52.1	43.1	40.6	66.7
14:50:18	55.3	36.0	33.5	71.5	17:30:18	54.3	40.9	36.2	68.2	20:10:18	51.9	42.7	40.4	66.5
14:55:18	55.8	37.9	34.0	70.4	17:35:18	55.8	39.3	35.3	71.9	20:15:18	52.9	43.4	41.2	66.7
15:00:18	53.5	38.7	34.9	69.4	17:40:18	54.7	40.3	35.9	70.0	20:20:18	52.0	42.8	40.4	66.0
15:05:18	54.1	39.8	35.8	69.2	17:45:18	55.6	40.6	36.8	71.2	20:25:18	52.5	43.2	41.3	69.3
15:10:18	53.6	38.2	35.2	69.7	17:50:18	55.7	41.5	37.3	73.2	20:30:18	50.4	42.4	40.2	65.0
15:15:18	51.5	36.6	33.3	65.3	17:55:18	54.4	40.3	37.1	70.0	20:35:18	49.3	43.0	40.9	63.1
15:20:18	55.3	40.6	36.2	70.4	18:00:18	53.2	40.0	35.7	65.4	20:40:18	50.3	43.1	40.2	65.1
15:25:18	52.3	38.0	34.3	66.1	18:05:18	53.1	39.5	35.4	66.9	20:45:18	49.9	43.1	40.6	63.4
15:30:18	55.0	41.6	35.6	67.0	18:10:18	53.2	38.8	35.3	68.3	20:50:18	50.7	42.3	39.9	65.3
15:35:18	56.2	39.4	35.5	72.8	18:15:18	53.1	39.8	36.1	67.8	20:55:18	52.6	43.9	40.9	67.6
15:40:18	54.5	36.5	33.3	73.0	18:20:18	54.0	40.5	36.1	67.6	21:00:18	50.1	42.8	40.6	64.3
15:45:18	51.5	36.4	33.6	68.1	18:25:18	54.3	39.9	36.4	71.0	21:05:18	52.7	44.3	40.9	66.7
15:50:18	52.5	36.6	33.4	69.0	18:30:18	56.0	40.9	35.7	70.4	21:10:18	52.1	44.4	42.4	68.8
15:55:18	56.2	37.8	33.9	73.2	18:35:18	54.0	39.3	35.1	71.2	21:15:18	50.6	43.8	41.7	65.6
16:00:18	50.2	36.1	33.1	64.8	18:40:18	53.0	40.4	36.0	67.3	21:20:18	51.2	44.1	41.7	65.5
16:05:18	53.4	37.2	33.6	68.2	18:45:18	53.1	39.5	34.9	66.9	21:25:18	48.9	42.9	41.2	62.5
16:10:18	56.1	39.2	34.9	73.8	18:50:18	53.3	40.3	36.7	68.6	21:30:18	50.0	43.0	40.7	66.4
16:15:18	51.7	37.7	34.5	64.0	18:55:18	52.2	40.6	36.4	66.7	21:35:18	50.5	43.4	41.5	65.5
16:20:18	52.5	37.2	34.9	68.8	19:00:18	52.1	40.2	36.0	66.1	21:40:18	48.3	43.1	40.6	62.4
16:25:18	52.8	37.4	33.3	69.4	19:05:18	51.9	38.7	35.5	65.4	21:45:18	52.4	43.3	40.3	67.5
16:30:18	53.4	36.1	32.7	68.8	19:10:18	50.7	37.4	34.2	63.3	21:50:18	48.6	42.6	39.9	63.1
16:35:18	51.7	36.8	33.0	66.6	19:15:18	53.5	38.0	35.2	71.5	21:55:18	51.4	43.0	41.0	65.7
16:40:18	51.2	37.2	34.0	65.2	19:20:18	51.7	37.8	34.7	65.0	22:00:18	49.3	42.4	40.4	62.3
16:45:18	53.0	38.1	34.6	68.3	19:25:18	50.5	37.7	35.5	66.1	22:05:18	49.3	42.2	39.9	64.9
16:50:18	53.7	36.9	33.8	69.4	19:30:18	52.8	39.2	36.8	70.5	22:10:18	49.9	42.2	40.2	65.3
16:55:18	54.7	36.7	33.5	69.9	19:35:18	51.3	41.5	38.7	66.1	22:15:18	49.5	42.0	39.8	63.9
17:00:18	55.6	37.7	33.7	74.6	19:40:18	51.3	42.6	39.1	65.0	22:20:18	52.1	43.3	40.9	67.1
17:05:18	52.5	38.3	34.3	68.4	19:45:18	51.3	43.3	40.5	66.1	22:25:18	48.8	43.5	40.7	63.0
17:10:18	53.9	39.6	35.7	69.7	19:50:18	54.4	43.8	41.6	71.6	22:30:18	48.3	43.3	41.1	62.7

Blue Consultant Limited Partnership Laboratory

Nidida A.
 (MS.Nidida Anansuwanchai)
 Laboratory Manager

Blue Consultant Limited Partnership

ห้างหุ้นส่วนจำกัด บลู คอนซัลแตนท์ Blue Consultant Limited Partnership

32/751 ถนนประชาอุทิศ แขวงทุ่งครุ เขตทุ่งครุ กรุงเทพฯ 10140

โทร.0-2873-6045-6 โทรสาร 0-2873-6046

ANALYSIS REPORT

Sound : 039-041-57 Greener-2014

Customer: Electricity Generating Public Co., Ltd.

Sampling Date: January 27-28, 2014

Project: Theppana Wind Farm Co., Ltd.

Analysis Date: January 27-28, 2014

Location: Tambon Wa Tabaeak, Amphoe Thep Sathit, Chaiyaphum Province

Report Date: February 7, 2014

Sampling Station : Thesaban Song Community

Time	Leq5 min	L90	Lmin	Lmax	Time	Leq5 min	L90	Lmin	Lmax	Time	Leq5 min	L90	Lmin	Lmax
22:35:18	48.1	43.5	41.0	61.9	1:15:18	45.4	39.7	38.2	60.4	3:55:18	47.4	39.3	37.6	63.4
22:40:18	48.4	43.7	40.9	64.2	1:20:18	45.2	39.8	38.3	61.7	4:00:18	48.5	39.4	37.4	65.4
22:45:18	48.4	43.6	40.3	63.2	1:25:18	45.0	40.0	38.1	58.0	4:05:18	46.4	40.0	38.1	62.6
22:50:18	48.4	42.1	39.3	64.4	1:30:18	43.5	39.5	38.0	58.8	4:10:18	43.9	39.3	37.5	59.0
22:55:18	49.2	42.9	40.9	66.8	1:35:18	45.3	39.6	37.7	59.0	4:15:18	45.6	39.5	37.7	61.9
23:00:18	50.4	43.6	41.0	67.2	1:40:18	44.0	39.4	37.8	59.0	4:20:18	42.3	38.8	36.8	54.6
23:05:18	51.7	44.5	41.8	66.6	1:45:18	42.3	39.3	37.6	53.2	4:25:18	45.1	39.2	37.4	58.8
23:10:18	50.5	42.2	40.2	65.3	1:50:18	43.4	39.4	37.4	59.0	4:30:18	45.5	39.0	37.1	61.3
23:15:18	47.5	42.8	39.6	61.2	1:55:18	41.9	39.7	38.3	51.2	4:35:18	42.4	38.9	37.1	52.2
23:20:18	48.8	42.3	39.3	64.1	2:00:18	46.8	39.6	38.3	62.7	4:40:18	44.4	38.4	36.5	59.0
23:25:18	49.6	41.9	39.8	68.0	2:05:18	42.3	39.4	38.1	55.9	4:45:18	45.0	39.4	37.5	58.2
23:30:18	48.3	41.7	39.2	63.6	2:10:18	43.7	39.2	37.9	59.1	4:50:18	44.7	38.8	36.9	58.7
23:35:18	49.2	41.8	38.8	65.1	2:15:18	46.0	39.6	37.8	58.9	4:55:18	45.5	38.4	37.0	61.1
23:40:18	48.1	41.6	38.9	64.6	2:20:18	45.3	40.0	38.1	61.3	5:00:18	47.0	38.6	36.8	63.8
23:45:18	47.1	41.9	39.1	62.6	2:25:18	43.9	40.1	38.7	52.7	5:05:18	46.1	39.3	37.5	62.0
23:50:18	48.0	41.8	39.1	65.0	2:30:18	46.5	39.7	37.9	60.2	5:10:18	49.0	39.4	37.8	66.9
23:55:18	49.3	42.5	39.9	65.4	2:35:18	42.8	39.9	38.4	55.2	5:15:18	48.9	39.3	37.2	66.9
0:00:18	47.0	42.0	38.9	61.9	2:40:18	45.4	40.0	38.3	59.8	5:20:18	46.1	39.5	37.8	61.6
0:05:18	47.4	40.7	38.6	60.1	2:45:18	43.6	40.0	38.0	59.0	5:25:18	52.1	39.7	37.8	71.3
0:10:18	48.1	40.6	39.0	65.6	2:50:18	41.9	39.8	38.3	52.0	5:30:18	43.3	38.5	36.6	55.4
0:15:18	45.4	40.0	38.6	59.6	2:55:18	44.0	40.2	38.7	58.7	5:35:18	48.0	38.4	36.9	63.5
0:20:18	48.4	40.5	38.9	61.6	3:00:18	43.4	40.0	38.4	59.3	5:40:18	43.5	38.2	36.5	59.6
0:25:18	44.4	40.0	38.5	58.7	3:05:18	44.0	39.6	38.1	56.9	5:45:18	43.7	37.9	36.1	57.3
0:30:18	47.4	40.1	38.5	65.1	3:10:18	45.5	39.6	37.8	59.8	5:50:18	46.1	38.3	36.0	61.9
0:35:18	45.0	40.0	38.5	61.9	3:15:18	44.9	40.3	38.2	59.2	5:55:18	46.6	38.6	36.6	62.0
0:40:18	47.1	39.8	38.4	63.5	3:20:18	50.1	40.1	38.4	68.5	6:00:18	49.3	38.3	36.5	66.0
0:45:18	46.5	39.7	38.2	63.7	3:25:18	45.7	39.4	37.6	63.3	6:05:18	44.6	38.5	36.6	62.6
0:50:18	47.5	39.9	38.3	62.5	3:30:18	46.5	39.7	38.2	62.8	6:10:18	46.9	38.7	37.0	63.9
0:55:18	46.4	40.0	38.6	58.9	3:35:18	45.7	39.1	37.4	63.0	6:15:18	47.3	38.5	36.3	62.1
1:00:18	46.1	40.0	38.6	60.5	3:40:18	51.0	39.5	37.8	68.4	6:20:18	48.0	39.8	36.8	63.7
1:05:18	46.4	39.8	38.5	62.8	3:45:18	46.9	39.5	37.6	63.0	6:25:18	48.4	40.3	37.2	62.7
1:10:18	45.9	39.6	37.9	62.1	3:50:18	45.6	40.2	38.0	60.9	6:30:18	46.4	39.6	36.4	61.4

Blue Consultant Limited Partnership Laboratory

Nidida A.
 (MS.Nidida Anansuwanchai)
 Laboratory Manager

Blue CONSULTANT
 Limited Partnership

ห้างหุ้นส่วนจำกัด บลู คอนซัลแตนท์ Blue Consultant Limited Partnership

32/751 ถนนประชาอุทิศ แขวงทุ่งครุ เขตทุ่งครุ กรุงเทพฯ 10140

โทร.0-2873-6045-6 โทรสาร 0-2873-6046

ANALYSIS REPORT

Sound : 039-041-57 Greener-2014

Customer: Electricity Generating Public Co., Ltd.

Sampling Date: January 28, 2014

Project: Theppana Wind Farm Co., Ltd.

Analysis Date: January 28, 2014

Location: Tambon Wa Tabaeak, Amphoe Thep Sathit, Chaiyaphum Province

Report Date: February 7, 2014

Sampling Station : Thesaban Song Community

Time	Leq5 min	L90	Lmin	Lmax	Time	Leq5 min	L90	Lmin	Lmax	Time	Leq5 min	L90	Lmin	Lmax
6:35:18	49.8	39.9	37.0	65.7	9:15:18	55.8	42.1	37.8	70.4	11:55:18	55.3	43.5	40.9	71.9
6:40:18	49.0	40.0	37.6	63.8	9:20:18	55.0	41.6	37.9	70.9	12:00:18	54.7	43.6	40.1	69.3
6:45:18	53.5	40.2	37.0	71.9	9:25:18	56.2	42.7	38.4	72.0	12:05:18	54.0	42.2	39.0	68.8
6:50:18	47.1	38.0	35.1	61.8	9:30:18	53.2	41.7	37.5	66.2	12:10:18	54.3	42.4	38.4	68.9
6:55:18	49.2	38.2	35.1	65.6	9:35:18	55.5	42.1	38.0	68.8	12:15:18	52.3	41.6	37.4	65.8
7:00:18	47.8	37.3	34.4	62.9	9:40:18	54.3	42.0	38.4	68.0	12:20:18	56.1	43.1	39.9	72.2
7:05:18	48.1	37.5	34.5	63.6	9:45:18	54.0	41.9	38.6	68.1	12:25:18	52.1	42.3	38.9	65.7
7:10:18	51.1	37.4	34.6	67.4	9:50:18	55.1	42.5	38.6	70.2	12:30:18	54.2	42.4	38.1	70.5
7:15:18	50.3	37.3	34.9	67.3	9:55:18	55.8	44.3	40.4	72.1	12:35:18	55.4	42.0	38.1	70.1
7:20:18	49.6	37.1	34.6	65.3	10:00:18	55.2	43.1	39.4	69.1	12:40:18	54.5	42.8	39.8	70.7
7:25:18	50.5	38.8	35.7	65.5	10:05:18	55.2	42.5	39.1	69.9	12:45:18	53.6	40.1	36.7	70.3
7:30:18	49.2	37.4	35.2	63.9	10:10:18	57.8	43.3	38.2	76.0	12:50:18	54.4	42.3	39.1	69.2
7:35:18	52.0	38.6	35.2	67.9	10:15:18	56.3	43.6	39.3	72.3	12:55:18	51.2	41.5	38.3	66.0
7:40:18	53.7	41.5	37.8	68.4	10:20:18	56.3	43.4	38.4	72.3	13:00:18	51.8	42.0	37.8	64.1
7:45:18	50.6	41.1	37.1	64.0	10:25:18	54.1	43.7	39.9	66.5	13:05:18	52.4	41.3	38.2	65.9
7:50:18	53.6	40.3	36.8	69.7	10:30:18	54.8	43.1	39.2	71.5	13:10:18	55.7	41.6	38.9	71.4
7:55:18	50.3	40.2	37.3	65.8	10:35:18	54.1	43.4	39.1	66.8	13:15:18	55.0	40.8	37.4	70.8
8:00:18	53.5	39.9	36.8	69.7	10:40:18	55.6	41.7	37.6	72.9	13:20:18	54.6	42.3	39.0	69.9
8:05:18	52.7	39.7	36.6	71.5	10:45:18	54.4	42.8	39.6	69.1	13:25:18	56.7	42.7	39.0	72.8
8:10:18	54.7	40.4	36.5	71.1	10:50:18	53.4	42.3	37.1	70.6	13:30:18	54.6	43.1	38.9	69.5
8:15:18	56.4	40.8	36.7	77.0	10:55:18	53.3	41.2	37.9	72.3	13:35:18	51.5	43.0	38.4	63.5
8:20:18	54.3	41.5	36.7	68.0	11:00:18	54.9	43.8	40.1	68.8	13:40:18	54.0	40.4	36.6	69.6
8:25:18	53.8	39.5	35.3	67.2	11:05:18	53.8	43.2	39.4	68.1	13:45:18	54.1	40.8	37.3	72.4
8:30:18	55.8	43.2	38.0	70.1	11:10:18	54.7	42.8	39.7	72.6	13:50:18	54.6	40.9	37.4	70.3
8:35:18	56.1	41.3	36.9	75.1	11:15:18	54.7	42.1	38.3	68.3	13:55:18	54.2	40.9	37.1	67.9
8:40:18	52.6	40.8	37.2	66.4	11:20:18	56.0	43.5	37.6	72.5	14:00:18	53.0	39.8	35.9	68.8
8:45:18	53.5	40.6	36.5	68.9	11:25:18	54.6	42.7	39.1	70.1	14:05:18	54.0	40.7	36.5	70.2
8:50:18	52.5	40.9	37.4	66.7	11:30:18	54.8	41.8	38.5	69.4	14:10:18	52.4	41.1	37.5	66.8
8:55:18	51.8	41.2	36.6	65.8	11:35:18	53.2	41.9	37.9	66.5	14:15:18	52.4	38.2	35.4	68.2
9:00:18	52.6	42.3	38.2	64.1	11:40:18	54.6	42.8	38.2	70.5	14:20:18	55.0	40.0	36.6	73.1
9:05:18	52.3	39.5	36.7	66.8	11:45:18	55.5	44.0	40.6	68.9	14:25:18	54.0	41.7	37.8	69.1
9:10:18	53.4	42.1	37.9	67.1	11:50:18	56.3	42.6	39.3	71.4	14:30:18	53.2	41.6	38.0	67.6

Blue Consultant Limited Partnership Laboratory

Nidida A.
 (MS.Nidida Anansuwanchai)
 Laboratory Manager

Blue Consultant Limited Partnership

ห้างหุ้นส่วนจำกัด บลู คอนซัลแตนท์ **Blue Consultant Limited Partnership**

32/751 ถนนประชาอุทิศ แขวงทุ่งครุ เขตทุ่งครุ กรุงเทพฯ 10140

โทร.0-2873-6045-6 โทรสาร 0-2873-6046

ANALYSIS REPORT

Sound : 039-041-57 Greener-2014

Customer: Electricity Generating Public Co., Ltd.

Sampling Date: January 28, 2014

Project: Theppana Wind Farm Co., Ltd.

Analysis Date: January 28, 2014

Location: Tambon Wa Tabaeak, Amphoe Thep Sathit, Chaiyaphum Province

Report Date: February 7, 2014

Sampling Station : Thesaban Song Community


Time	Leq5 min	L90	Lmin	Lmax	Time	Leq5 min	L90	Lmin	Lmax	Time	Leq5 min	L90	Lmin	Lmax
14:35:18	51.4	40.3	36.5	65.9	17:16:18	52.1	40.4	36.8	67.8	19:55:18	51.0	42.7	40.1	66.0
14:40:18	52.1	38.7	35.7	67.9	17:20:18	52.2	39.5	36.0	69.4	20:00:18	49.4	42.0	39.0	60.1
14:45:18	50.3	38.4	34.7	64.5	17:25:18	51.8	39.5	36.2	69.5	20:05:18	49.8	42.0	39.1	63.6
14:50:18	50.7	38.9	36.3	65.8	17:30:18	54.4	39.9	36.2	70.6	20:10:18	51.2	41.8	38.4	66.8
14:55:18	53.5	40.0	35.8	68.8	17:35:18	52.7	40.5	37.2	68.0	20:15:18	50.3	41.9	39.2	63.8
15:00:18	53.2	38.8	34.7	70.9	17:40:18	52.7	39.3	36.5	67.2	20:20:18	54.2	41.6	38.4	69.6
15:05:18	51.5	38.5	35.1	66.0	17:45:18	50.4	40.1	36.7	68.2	20:25:18	51.1	41.3	38.1	65.6
15:10:18	53.0	37.8	34.3	69.4	17:50:18	50.3	39.7	37.3	62.4	20:30:18	50.2	41.4	38.0	64.9
15:15:18	52.8	39.9	34.7	68.4	17:55:18	51.9	38.8	35.8	68.4	20:35:18	47.8	40.4	38.1	60.6
15:20:18	52.7	41.2	37.0	66.4	18:00:18	51.6	40.1	36.8	65.1	20:40:18	48.7	40.1	37.6	64.8
15:25:18	52.5	40.9	37.0	67.9	18:05:18	53.7	40.0	36.4	69.9	20:45:18	47.3	39.8	37.4	60.0
15:30:18	52.9	40.1	36.3	68.5	18:10:18	51.9	39.1	35.6	66.1	20:50:18	47.3	39.0	37.1	60.1
15:35:18	52.7	38.7	34.9	67.1	18:15:18	51.7	41.4	37.5	66.5	20:55:18	48.3	39.8	37.4	63.7
15:40:18	51.1	39.0	35.7	66.2	18:20:18	51.6	40.3	36.6	63.6	21:00:18	52.5	40.8	38.1	69.4
15:45:18	51.1	38.2	34.9	67.8	18:25:18	51.0	39.2	35.8	64.3	21:05:18	51.1	41.4	38.3	66.4
15:50:18	52.7	39.5	35.3	70.2	18:30:18	55.2	41.6	37.3	70.8	21:10:18	48.5	42.5	40.4	63.2
15:55:18	53.7	39.2	36.1	72.0	18:35:18	52.1	39.5	36.4	69.0	21:15:18	49.1	43.5	40.8	66.3
16:00:18	51.1	40.0	35.8	66.0	18:40:18	52.2	40.5	35.9	67.4	21:20:18	52.1	43.0	40.5	69.5
16:05:18	50.2	37.3	34.1	66.9	18:45:18	54.1	40.2	38.0	71.9	21:25:18	50.0	42.0	39.9	67.3
16:10:18	50.8	38.8	35.2	66.4	18:50:18	49.8	39.0	36.2	60.7	21:30:18	49.7	42.3	40.3	62.2
16:15:18	49.5	38.8	35.3	64.2	18:55:18	50.5	40.4	36.4	64.8	21:35:18	47.0	42.0	40.1	60.6
16:20:18	53.8	38.9	35.4	72.8	19:00:18	52.1	40.9	37.1	66.3	21:40:18	48.9	41.8	39.8	64.9
16:25:18	49.8	38.4	35.6	65.6	19:05:18	49.3	39.1	36.1	61.6	21:45:18	47.9	42.2	40.0	61.5
16:30:18	51.1	38.4	36.2	65.1	19:10:18	50.9	39.3	37.0	65.9	21:50:18	48.6	41.3	39.4	63.7
16:35:18	51.2	39.4	36.4	64.1	19:15:18	50.9	39.7	37.2	68.2	21:55:18	48.0	41.7	39.8	62.2
16:40:18	51.5	40.8	37.2	66.9	19:20:18	48.4	40.0	37.4	60.0	22:00:18	47.3	40.8	38.9	65.3
16:45:18	52.6	40.2	37.1	66.4	19:25:18	50.6	39.9	36.3	65.7	22:05:18	48.1	41.0	39.5	62.0
16:50:18	52.9	42.0	38.0	67.5	19:30:18	49.1	39.9	37.2	63.6	22:10:18	48.7	41.4	38.7	64.8
16:55:18	52.1	40.6	37.0	68.2	19:35:18	49.4	40.0	36.9	64.2	22:15:18	49.9	41.9	39.9	66.2
17:00:18	50.5	40.3	36.8	63.0	19:40:18	50.9	41.0	37.9	67.0	22:20:18	47.0	40.8	38.9	63.0
17:05:18	51.3	39.5	36.9	66.7	19:45:18	50.4	41.1	38.6	64.8	22:25:18	48.3	41.5	38.8	64.0
17:10:18	52.7	40.7	37.5	67.8	19:50:18	51.2	41.6	39.2	69.2	22:30:18	48.1	41.6	39.8	63.7

Blue Consultant Limited Partnership Laboratory

Nidla A.

(MS.Nidla Anansuwanchai)

Laboratory Manager



ห้างหุ้นส่วนจำกัด บลู คอนซัลแตนท์ Blue Consultant Limited Partnership

32/751 ถนนประชาอุทิศ แขวงทุ่งครุ เขตทุ่งครุ กรุงเทพฯ 10140

โทร.0-2873-6045-6 โทรสาร 0-2873-6046

ANALYSIS REPORT

Sound : 039-041-57 Greener-2014

Customer: Electricity Generating Public Co., Ltd.

Sampling Date: January 28-29, 2014

Project: Theppana Wind Farm Co., Ltd.

Analysis Date: January 28-29, 2014

Location: Tambon Wa Tabaeak, Amphoe Thep Sathit, Chaiyaphum Province

Report Date: February 7, 2014

Sampling Station : Thesaban Song Community

Time	Leq5 min	L90	Lmin	Lmax	Time	Leq5 min	L90	Lmin	Lmax	Time	Leq5 min	L90	Lmin	Lmax
22:35:18	47.0	41.6	39.4	60.9	1:15:18	45.9	40.6	37.3	59.6	3:55:18	45.6	39.5	35.1	60.9
22:40:18	50.9	41.7	39.9	67.9	1:20:18	45.6	40.1	36.9	60.1	4:00:18	44.4	36.6	34.6	59.2
22:45:18	47.8	41.3	39.3	62.7	1:25:18	45.1	39.7	36.4	60.0	4:05:18	46.0	37.3	35.6	62.6
22:50:18	47.2	41.2	38.7	61.0	1:30:18	44.9	38.7	36.3	62.1	4:10:18	42.9	37.6	36.1	58.6
22:55:18	46.9	41.9	39.6	61.2	1:35:18	49.7	39.7	37.0	68.2	4:15:18	43.8	36.7	35.0	55.8
23:00:18	48.5	41.7	39.3	64.0	1:40:18	42.7	39.1	36.8	56.3	4:20:18	43.3	37.5	34.6	58.3
23:05:18	48.9	41.4	39.3	63.1	1:45:18	44.0	37.7	35.8	58.5	4:25:18	44.5	36.8	34.5	59.6
23:10:18	48.0	41.8	39.0	63.7	1:50:18	42.6	38.0	36.0	57.9	4:30:18	43.0	37.9	34.9	58.3
23:15:18	46.8	41.3	38.6	61.6	1:55:18	44.8	38.2	36.4	58.6	4:35:18	47.6	37.8	35.0	59.1
23:20:18	45.5	41.1	38.1	59.0	2:00:18	46.1	37.9	36.3	64.2	4:40:18	42.2	37.8	34.8	55.0
23:25:18	48.4	41.8	39.1	62.9	2:05:18	51.2	39.0	36.2	70.5	4:45:18	43.1	37.6	35.0	58.7
23:30:18	50.3	40.6	38.0	66.3	2:10:18	47.4	39.4	36.9	65.1	4:50:18	47.4	36.7	34.5	63.5
23:35:18	47.7	40.1	37.2	63.5	2:15:18	49.3	39.6	37.8	66.8	4:55:18	44.4	36.1	34.8	56.6
23:40:18	48.4	41.0	38.3	63.8	2:20:18	45.5	38.5	36.8	62.8	5:00:18	46.9	38.5	34.9	62.6
23:45:18	45.8	39.5	37.4	59.9	2:25:18	45.2	38.4	36.4	62.3	5:05:18	44.4	37.2	35.1	59.3
23:50:18	47.9	39.9	37.7	64.9	2:30:18	44.0	38.3	36.6	57.9	5:10:18	46.8	38.8	34.9	58.3
23:55:18	46.8	40.3	38.1	62.0	2:35:18	44.4	38.9	36.6	59.9	5:15:18	48.0	37.9	36.0	64.0
0:00:18	45.3	40.4	38.4	61.9	2:40:18	43.7	38.2	36.2	58.2	5:20:18	48.1	38.4	35.8	65.1
0:05:18	46.9	40.7	38.1	60.3	2:45:18	45.4	37.7	35.5	62.3	5:25:18	48.8	37.0	35.3	65.2
0:10:18	48.9	39.4	37.4	66.2	2:50:18	43.3	38.2	35.7	53.9	5:30:18	45.7	36.1	34.5	62.2
0:15:18	44.2	38.4	36.8	59.0	2:55:18	45.0	41.5	37.9	58.5	5:35:18	48.0	38.0	36.0	64.3
0:20:18	44.5	39.5	37.4	58.3	3:00:18	47.8	41.9	37.8	62.4	5:40:18	46.9	37.7	35.8	63.0
0:25:18	48.3	39.5	37.5	62.7	3:05:18	46.8	41.0	36.4	60.1	5:45:18	45.4	36.8	35.0	59.4
0:30:18	47.8	39.6	37.7	62.6	3:10:18	45.7	40.8	36.8	61.0	5:50:18	45.8	36.9	34.9	60.2
0:35:18	45.0	38.9	37.1	62.1	3:15:18	45.3	40.6	36.7	59.8	5:55:18	46.7	37.3	35.2	62.3
0:40:18	46.4	39.6	37.7	61.0	3:20:18	45.4	40.7	36.4	61.9	6:00:18	49.8	37.3	35.2	67.3
0:45:18	46.2	41.3	37.4	59.3	3:25:18	44.4	38.3	36.1	60.3	6:05:18	47.0	37.0	35.2	63.3
0:50:18	44.6	41.6	38.2	54.4	3:30:18	45.1	37.9	35.6	62.8	6:10:18	50.0	38.6	36.1	67.0
0:55:18	45.8	40.9	37.8	59.9	3:35:18	46.6	41.7	37.7	61.0	6:15:18	46.0	38.1	35.1	62.4
1:00:18	46.2	41.4	38.0	60.2	3:40:18	47.6	40.5	36.8	64.8	6:20:18	44.9	37.7	35.9	60.0
1:05:18	46.2	41.1	37.7	61.5	3:45:18	47.4	39.4	35.8	63.0	6:25:18	43.4	37.3	35.1	56.0
1:10:18	46.5	41.1	37.6	60.8	3:50:18	46.0	39.0	35.6	62.5	6:30:18	48.2	38.7	36.3	62.5

Blue Consultant Limited Partnership Laboratory

Nidida A.

(MS.Nidida Anansuwanchai)

Laboratory Manager

Blue CONSULTANT
Limited Partnership

ห้างหุ้นส่วนจำกัด บลู คอนซัลแตนท์ **Blue Consultant Limited Partnership**

32/751 ถนนประชาอุทิศ แขวงทุ่งครุ เขตทุ่งครุ กรุงเทพฯ 10140

โทร.0-2873-6045-6 โทรสาร 0-2873-6046

ANALYSIS REPORT

Sound : 039-041-57 Greener-2014

Customer: Electricity Generating Public Co., Ltd.

Sampling Date: January 29, 2014

Project: Theppana Wind Farm Co., Ltd.

Analysis Date: January 29, 2014

Location: Tambon Wa Tabaeak, Amphoe Thep Sathit, Chaiyaphum Province

Report Date: February 7, 2014

Sampling Station : Thesaban Song Community

Time	Leq5 min	L90	Lmin	Lmax	Time	Leq5 min	L90	Lmin	Lmax	Time	Leq5 min	L90	Lmin	Lmax
6:35:18	48.3	39.0	35.9	63.4	9:15:18	55.6	42.6	38.6	70.9	11:55:18	54.9	41.6	36.4	71.0
6:40:18	47.6	38.7	35.9	62.3	9:20:18	56.8	42.4	38.7	71.2	12:00:18	52.2	40.3	37.5	68.7
6:45:18	50.2	39.9	36.6	65.4	9:25:18	55.1	42.2	38.5	71.7	12:05:18	54.7	41.2	38.0	69.4
6:50:18	47.7	38.4	35.9	62.5	9:30:18	55.8	43.0	38.4	71.5	12:10:18	53.0	42.1	37.8	66.7
6:55:18	46.4	38.0	34.9	61.1	9:35:18	55.9	42.3	38.1	69.3	12:15:18	55.4	44.1	39.5	70.7
7:00:18	51.3	37.8	34.8	68.6	9:40:18	53.2	43.1	39.6	65.7	12:20:18	55.6	40.8	37.4	69.6
7:05:18	49.8	39.1	35.6	65.7	9:45:18	53.9	42.1	39.2	69.3	12:25:18	53.5	40.3	36.2	69.5
7:10:18	50.5	38.3	35.6	66.4	9:50:18	53.8	42.5	39.4	67.5	12:30:18	55.4	39.8	36.0	73.0
7:15:18	46.6	36.7	34.5	62.4	9:55:18	58.0	43.4	39.7	72.7	12:35:18	52.5	38.8	36.2	68.7
7:20:18	47.5	37.8	35.1	64.6	10:00:18	59.3	49.8	46.7	73.5	12:40:18	52.5	40.1	37.3	67.8
7:25:18	49.9	38.1	35.8	66.7	10:05:18	58.6	50.2	46.7	71.2	12:45:18	51.9	39.1	36.7	68.1
7:30:18	50.8	37.9	35.1	70.1	10:10:18	58.1	44.9	40.3	71.5	12:50:18	53.4	38.5	35.9	69.3
7:35:18	52.6	39.5	35.9	70.1	10:15:18	55.1	43.1	40.1	72.1	12:55:18	52.2	40.0	36.5	66.1
7:40:18	52.0	41.0	38.6	69.0	10:20:18	56.5	43.7	38.7	72.2	13:00:18	52.6	39.0	36.0	67.5
7:45:18	52.7	41.2	38.4	71.0	10:25:18	51.6	41.1	37.9	63.8	13:05:18	52.9	39.3	36.3	69.3
7:50:18	51.9	40.7	37.9	68.3	10:30:18	53.8	42.3	38.8	69.2	13:10:18	55.2	39.4	36.9	71.6
7:55:18	51.2	40.9	37.5	66.2	10:35:18	54.4	42.1	38.6	69.8	13:15:18	56.1	40.9	38.6	71.9
8:00:18	53.6	40.2	37.3	72.0	10:40:18	52.4	41.9	38.4	67.6	13:20:18	53.4	41.0	38.2	67.6
8:05:18	53.3	41.9	38.6	70.7	10:45:18	52.5	42.2	38.2	65.1	13:25:18	56.3	42.6	38.1	75.5
8:10:18	52.2	41.1	38.0	65.5	10:50:18	53.1	41.7	38.1	71.1	13:30:18	53.2	39.2	39.9	72.0
8:15:18	53.5	40.5	37.5	69.5	10:55:18	52.7	41.6	37.3	68.4	13:35:18	50.7	36.9	35.1	69.5
8:20:18	56.6	43.3	38.8	74.0	11:00:18	52.9	42.7	39.4	66.6	13:40:18	54.1	38.7	35.7	69.7
8:25:18	53.5	43.2	38.7	66.1	11:05:18	51.6	42.6	39.4	65.9	13:45:18	52.7	42.6	37.9	69.4
8:30:18	52.5	42.1	37.8	66.3	11:10:18	53.6	41.8	38.0	69.4	13:50:18	53.6	41.3	38.0	70.9
8:35:18	54.2	43.1	39.2	73.3	11:15:18	53.0	40.8	38.0	67.3	13:55:18	53.7	43.7	41.4	68.4
8:40:18	51.5	41.0	37.5	65.1	11:20:18	52.9	41.3	36.9	69.1	14:00:18	54.6	44.1	41.9	68.5
8:45:18	53.8	43.3	39.1	66.3	11:25:18	54.5	41.4	38.0	70.8	14:05:18	53.4	35.3	37.7	71.7
8:50:18	52.9	41.5	38.6	67.3	11:30:18	56.6	42.6	38.3	71.9	14:10:18	54.8	45.7	43.3	68.0
8:55:18	52.0	41.3	38.4	64.9	11:35:18	54.9	42.1	38.8	69.8	14:15:18	51.0	41.6	39.3	65.4
9:00:18	54.2	42.9	39.2	66.9	11:40:18	56.4	42.0	37.1	73.3	14:20:18	50.6	40.5	38.6	63.4
9:05:18	53.0	42.0	38.0	68.6	11:45:18	54.1	42.6	39.3	71.9	14:25:18	51.6	42.4	38.2	72.0
9:10:18	55.0	42.3	37.9	72.3	11:50:18	54.2	40.9	38.2	68.6	14:30:18	49.5	41.3	39.2	65.7

Blue Consultant Limited Partnership Laboratory

Nidida A.
 (MS.Nidida Anansuwanchai)
 Laboratory Manager

Blue CONSULTANT
 Limited Partnership

ห้างหุ้นส่วนจำกัด บลู คอนซัลแตนท์ Blue Consultant Limited Partnership

32/751 ถนนประชาอุทิศ แขวงทุ่งครุ เขตทุ่งครุ กรุงเทพฯ 10140

โทร.0-2873-6045-6 โทรสาร 0-2873-6046

ANALYSIS REPORT

Sound : 039-041-57 Greener-2014

Customer: Electricity Generating Public Co., Ltd.

Sampling Date: January 29, 2014

Project: Theppana Wind Farm Co., Ltd.

Analysis Date: January 29, 2014

Location: Tambon Wa Tabae, Amphoe Thep Sathit, Chaiyaphum Province

Report Date: February 7, 2014

Sampling Station : Thesaban Song Community

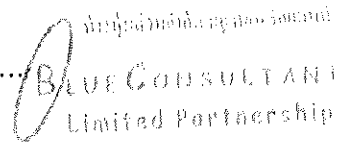
Time	Leq5 min	L90	Lmin	Lmax	Time	Leq5 min	L90	Lmin	Lmax	Time	Leq5 min	L90	Lmin	Lmax
14:35:18	52.0	42.5	39.8	66.9	17:15:18	50.5	45.3	42.9	62.9	19:55:18	49.8	44.4	43.0	58.2
14:40:18	51.2	41.9	39.9	66.5	17:20:18	49.3	44.9	42.6	61.4	20:00:18	49.1	43.7	41.1	57.4
14:45:18	48.0	42.6	40.8	59.6	17:25:18	50.8	44.5	42.6	64.8	20:05:18	49.4	42.9	41.0	59.7
14:50:18	49.2	42.0	40.2	64.0	17:30:18	49.8	43.9	42.0	61.4	20:10:18	48.6	43.0	40.7	61.0
14:55:18	51.5	42.9	41.0	71.3	17:35:18	50.3	44.0	41.5	61.4	20:15:18	52.0	42.0	40.2	65.8
15:00:18	53.1	42.6	40.6	77.9	17:40:18	50.2	43.1	41.3	61.9	20:20:18	48.6	42.4	40.4	58.0
15:05:18	56.7	42.6	41.3	75.3	17:45:18	51.2	44.5	42.7	63.8	20:25:18	51.3	43.3	41.1	63.3
15:10:18	50.1	43.4	41.6	60.0	17:50:18	50.3	45.8	44.1	58.7	20:30:18	51.2	43.6	41.6	62.3
15:15:18	51.6	43.6	41.2	65.9	17:55:18	51.3	46.1	43.6	64.4	20:35:18	48.7	43.2	41.2	59.4
15:20:18	49.8	43.1	41.7	59.5	18:00:18	51.0	45.6	42.6	60.6	20:40:18	51.8	44.1	41.9	65.5
15:25:18	51.8	43.9	42.0	63.8	18:05:18	50.8	46.5	44.2	60.6	20:45:18	49.6	44.2	42.3	60.2
15:30:18	50.2	43.3	41.4	63.4	18:10:18	50.5	45.5	43.3	63.5	20:50:18	48.7	44.3	42.7	56.5
15:35:18	49.7	42.7	41.4	60.6	18:15:18	51.5	46.0	43.7	67.1	20:55:18	49.8	43.8	41.4	61.5
15:40:18	50.0	44.2	42.1	61.0	18:20:18	52.8	47.7	44.6	62.3	21:00:18	49.6	44.3	42.7	61.9
15:45:18	49.9	44.1	42.7	60.4	18:25:18	53.4	46.6	44.6	64.2	21:05:18	50.7	43.9	42.3	62.4
15:50:18	50.9	44.8	42.8	60.8	18:30:18	50.6	44.6	42.9	62.2	21:10:18	51.2	45.4	43.7	62.9
15:55:18	53.5	43.2	41.4	71.5	18:35:18	52.4	44.2	42.3	68.3	21:15:18	51.0	45.8	44.5	61.3
16:00:18	50.1	43.4	41.3	65.6	18:40:18	50.5	45.1	43.0	62.0	21:20:18	48.7	45.2	44.0	61.2
16:05:18	50.6	42.6	40.9	65.5	18:45:18	49.3	45.1	42.7	61.9	21:25:18	51.2	46.0	44.7	62.1
16:10:18	50.3	43.9	42.1	62.0	18:50:18	47.7	43.1	41.6	54.6	21:30:18	48.9	45.3	44.4	59.1
16:15:18	50.6	43.8	41.9	61.8	18:55:18	50.6	44.1	42.2	61.9	21:35:18	50.9	47.3	46.4	61.0
16:20:18	52.8	45.8	43.1	66.1	19:00:18	50.3	43.9	41.4	62.0	21:40:18	49.2	44.1	43.0	60.4
16:25:18	52.1	44.5	42.6	64.6	19:05:18	49.1	43.4	41.3	57.5	21:45:18	52.6	45.4	44.1	64.8
16:30:18	52.0	45.0	43.6	65.8	19:10:18	51.7	44.8	42.7	64.7	21:50:18	52.8	44.5	43.1	69.4
16:35:18	51.4	44.2	42.4	67.7	19:15:18	51.9	43.9	41.8	67.2	21:55:18	51.3	46.0	44.3	64.1
16:40:18	52.0	43.9	42.2	65.4	19:20:18	48.4	42.9	41.5	61.5	22:00:18	51.5	45.5	44.4	66.8
16:45:18	48.3	43.1	41.1	56.4	19:25:18	49.5	43.9	42.4	60.4	22:05:18	51.6	45.4	44.2	65.3
16:50:18	50.4	44.0	42.5	63.9	19:30:18	49.2	43.3	41.5	58.3	22:10:18	50.0	45.5	44.1	61.4
16:55:18	50.7	45.4	43.4	65.2	19:35:18	49.0	42.5	40.8	61.5	22:15:18	51.8	45.2	43.5	66.9
17:00:18	50.0	44.8	42.4	60.8	19:40:18	53.2	45.2	43.0	66.0	22:20:18	49.4	44.4	43.0	63.5
17:05:18	51.6	45.0	42.7	62.9	19:45:18	49.2	44.0	41.7	58.2	22:25:18	49.9	43.8	42.6	63.1
17:10:18	50.4	46.0	44.5	62.6	19:50:18	50.3	44.6	42.6	63.0	22:30:18	52.8	45.0	43.2	65.2

Blue Consultant Limited Partnership Laboratory

Nidla A.

(MS.Nidla Anansuwanchai)

Laboratory Manager



ห้างหุ้นส่วนจำกัด บลู คอนซัลแตนท์ Blue Consultant Limited Partnership

32/751 ถนนประชาอุทิศ แขวงทุ่งครุ เขตทุ่งครุ กรุงเทพฯ 10140

โทร.0-2873-6045-6 โทรสาร 0-2873-6046

ANALYSIS REPORT

Sound : 039-041-57 Greener-2014

Customer: Electricity Generating Public Co., Ltd.

Sampling Date: January 29-30, 2014

Project: Theppana Wind Farm Co., Ltd.

Analysis Date: January 29-30, 2014

Location: Tambon Wa Tabae, Amphoe Thep Sathit, Chaiyaphum Province

Report Date: February 7, 2014

Sampling Station : Thesaban Song Community

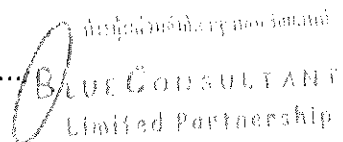
Time	Leq5 min	L90	Lmin	Lmax	Time	Leq5 min	L90	Lmin	Lmax	Time	Leq5 min	L90	Lmin	Lmax
22:35:18	48.4	44.2	42.7	59.5	1:15:18	51.2	44.2	41.8	64.6	3:55:18	39.6	35.1	33.3	57.3
22:40:18	49.0	45.7	44.0	59.3	1:20:18	49.2	43.1	40.8	62.1	4:00:18	40.9	35.3	33.3	51.4
22:45:18	52.3	45.4	43.7	65.5	1:25:18	49.4	43.9	41.3	61.3	4:05:18	45.7	40.6	38.1	59.2
22:50:18	49.5	45.2	43.5	60.9	1:30:18	50.2	44.0	41.0	69.5	4:10:18	42.9	37.3	35.7	56.0
22:55:18	52.7	45.8	44.2	65.8	1:35:18	50.4	43.1	40.1	67.1	4:15:18	40.8	35.8	33.7	57.2
23:00:18	51.8	45.1	43.3	65.1	1:40:18	49.5	43.8	41.3	64.2	4:20:18	42.7	36.8	34.0	58.7
23:05:18	48.8	44.5	43.1	62.4	1:45:18	49.3	43.8	41.5	62.4	4:25:18	42.5	35.9	33.8	57.2
23:10:18	49.9	44.6	43.1	62.3	1:50:18	51.6	43.8	41.6	66.4	4:30:18	43.0	36.6	33.9	57.6
23:15:18	50.0	45.3	43.6	64.7	1:55:18	51.0	44.8	42.1	62.9	4:35:18	41.7	35.9	34.2	56.6
23:20:18	50.5	45.0	43.6	62.9	2:00:18	49.7	44.2	41.8	63.5	4:40:18	41.7	36.3	34.1	57.7
23:25:18	50.4	46.4	44.7	60.9	2:05:18	60.4	45.9	40.7	81.1	4:45:18	46.8	36.6	33.7	65.6
23:30:18	51.1	45.4	43.9	63.2	2:10:18	54.1	40.9	37.3	77.7	4:50:18	41.2	36.2	33.8	50.7
23:35:18	51.2	45.5	44.0	63.8	2:15:18	53.9	40.5	38.8	76.4	4:55:18	41.3	36.1	34.7	54.5
23:40:18	49.8	44.5	43.1	62.2	2:20:18	43.6	38.2	36.2	62.4	5:00:18	42.4	35.5	34.5	60.1
23:45:18	51.9	45.1	43.9	66.6	2:25:18	43.5	37.0	34.9	65.9	5:05:18	43.4	36.3	34.5	58.6
23:50:18	51.4	44.3	43.0	65.2	2:30:18	44.7	37.8	35.3	58.4	5:10:18	44.2	40.0	38.3	57.2
23:55:18	51.3	45.1	43.3	65.4	2:35:18	42.0	37.7	35.2	53.5	5:15:18	45.2	40.8	37.4	58.9
0:00:18	51.0	45.6	44.3	63.8	2:40:18	44.9	37.9	34.6	60.6	5:20:18	41.0	36.8	35.1	57.4
0:05:18	50.8	45.1	43.8	66.4	2:45:18	42.3	37.0	34.2	60.7	5:25:18	42.8	36.3	34.7	57.8
0:10:18	52.4	46.2	44.2	66.8	2:50:18	42.1	37.0	34.6	57.0	5:30:18	45.0	36.7	34.9	60.2
0:15:18	50.8	44.9	43.4	66.3	2:55:18	43.0	39.6	38.5	55.9	5:35:18	44.5	39.4	37.4	62.2
0:20:18	50.4	44.9	43.2	62.5	3:00:18	43.5	38.0	35.8	63.2	5:40:18	44.7	39.5	37.7	55.6
0:25:18	53.0	45.4	43.5	66.0	3:05:18	42.8	37.4	34.7	55.4	5:45:18	40.0	35.6	34.4	50.8
0:30:18	51.6	45.4	43.0	65.1	3:10:18	44.5	38.2	34.8	57.6	5:50:18	40.5	35.4	34.2	54.1
0:35:18	52.2	45.3	43.0	66.6	3:15:18	42.8	38.7	37.0	57.3	5:55:18	40.6	35.4	34.0	52.1
0:40:18	54.8	45.6	43.5	69.8	3:20:18	46.1	39.5	37.7	60.0	6:00:18	43.7	36.0	34.5	55.9
0:45:18	53.0	45.6	43.2	67.7	3:25:18	43.7	38.9	37.0	61.6	6:05:18	39.0	35.6	34.1	56.1
0:50:18	51.8	46.1	43.7	64.2	3:30:18	44.2	39.5	36.7	58.7	6:10:18	40.2	35.7	34.2	53.9
0:55:18	50.7	45.0	43.1	65.6	3:35:18	47.1	38.8	35.9	63.9	6:15:18	47.7	40.3	38.3	63.5
1:00:18	52.4	46.1	43.0	65.2	3:40:18	41.6	37.4	35.3	58.5	6:20:18	44.0	37.3	35.9	61.5
1:05:18	51.3	44.7	41.3	65.0	3:45:18	42.0	37.0	34.7	58.6	6:25:18	41.9	36.0	34.5	61.3
1:10:18	49.2	44.3	41.5	60.7	3:50:18	39.5	35.5	33.5	51.7	6:30:18	42.6	36.1	34.6	57.0

Blue Consultant Limited Partnership Laboratory

Nidla A.

(MS.Nidla Anansuwanchal)

Laboratory Manager



ห้างหุ้นส่วนจำกัด บลู คอนซัลแตนท์ Blue Consultant Limited Partnership

32/751 ถนนประชาอุทิศ แขวงทุ่งครุ เขตทุ่งครุ กรุงเทพฯ 10140

โทร.0-2873-6045-6 โทรสาร 0-2873-6046

ANALYSIS REPORT

Sound : 039-041-57 Greener-2014

Customer: Electricity Generating Public Co., Ltd.

Sampling Date: January 30, 2014

Project: Theppana Wind Farm Co., Ltd.

Analysis Date: January 30, 2014

Location: Tambon Wa Tabaeak, Amphoe Thep Sathit, Chaiyaphum Province

Report Date: February 7, 2014

Sampling Station : Thesaban Song Community

Time	Leq5 min	L90	Lmin	Lmax	Time	Leq5 min	L90	Lmin	Lmax	Time	Leq5 min	L90	Lmin	Lmax
6:35:18	42.9	35.9	34.4	55.6	9:15:18	52.4	47.2	44.6	60.0	11:55:18	55.1	40.1	36.9	70.9
6:40:18	40.6	36.0	34.7	51.6	9:20:18	51.9	46.3	43.4	63.2	12:00:18	56.1	40.9	37.3	73.5
6:45:18	44.1	36.1	34.5	59.1	9:25:18	51.8	45.4	43.3	64.8	12:05:18	54.0	41.8	37.3	69.2
6:50:18	45.4	37.4	35.5	60.5	9:30:18	52.5	46.2	43.7	64.1	12:10:18	52.7	41.0	37.3	69.5
6:55:18	45.7	35.9	34.0	63.5	9:35:18	53.7	46.8	43.9	69.2	12:15:18	52.6	40.9	37.1	67.3
7:00:18	45.2	36.3	34.5	63.6	9:40:18	52.4	45.9	43.5	64.8	12:20:18	55.4	42.3	39.1	72.0
7:05:18	43.4	36.4	34.5	57.6	9:45:18	53.3	46.3	43.7	68.4	12:25:18	56.1	42.9	38.4	75.3
7:10:18	47.1	36.6	34.5	65.2	9:50:18	53.3	46.6	44.0	65.3	12:30:18	53.4	39.2	37.3	74.0
7:15:18	48.0	39.3	37.4	60.8	9:55:18	52.5	45.9	43.3	65.0	12:35:18	50.9	38.4	35.6	68.0
7:20:18	48.8	41.0	37.5	64.7	10:00:18	53.5	45.3	43.3	68.1	12:40:18	53.8	39.8	36.2	72.1
7:25:18	46.5	35.9	34.0	63.8	10:05:18	55.9	45.7	43.8	73.5	12:45:18	54.4	41.5	37.4	72.2
7:30:18	56.2	38.0	35.3	78.6	10:10:18	56.0	46.6	44.3	72.0	12:50:18	53.6	40.5	37.3	73.0
7:35:18	56.6	43.4	40.1	78.2	10:15:18	55.4	47.0	44.9	71.0	12:55:18	52.4	42.1	39.7	67.1
7:40:18	56.1	44.1	42.5	78.6	10:20:18	58.7	42.7	36.9	77.8	13:00:18	53.1	42.0	38.9	68.1
7:45:18	56.1	44.4	42.4	78.0	10:25:18	48.1	37.8	35.3	61.2	13:05:18	54.6	39.3	36.8	73.6
7:50:18	52.5	44.8	42.9	71.1	10:30:18	45.5	38.0	36.1	57.1	13:10:18	53.7	42.3	38.5	68.6
7:55:18	52.4	44.9	42.6	70.4	10:35:18	46.9	37.9	35.5	60.8	13:15:18	53.8	45.3	42.5	67.3
8:00:18	51.1	44.1	42.4	72.2	10:40:18	43.1	37.0	35.4	56.9	13:20:18	54.1	45.9	43.4	67.9
8:05:18	48.4	43.9	42.3	61.5	10:45:18	46.0	38.5	35.6	58.8	13:25:18	54.3	46.1	42.8	69.8
8:10:18	52.4	46.0	43.0	64.0	10:50:18	45.6	37.4	35.2	62.0	13:30:18	52.4	46.7	44.0	65.0
8:15:18	51.1	46.8	43.6	62.8	10:55:18	45.6	37.1	35.2	60.6	13:35:18	54.1	47.4	44.3	65.3
8:20:18	51.4	46.7	43.3	67.4	11:00:18	44.8	37.0	34.9	58.3	13:40:18	53.8	46.3	43.4	66.8
8:25:18	50.5	46.9	44.0	59.5	11:05:18	44.1	37.1	34.7	56.5	13:45:18	53.4	46.6	44.3	67.6
8:30:18	51.0	46.6	43.1	67.9	11:10:18	48.2	38.7	36.0	62.5	13:50:18	55.3	46.9	44.3	68.0
8:35:18	49.4	46.5	43.1	61.1	11:15:18	47.7	42.0	40.4	58.1	13:55:18	55.4	46.9	44.4	68.9
8:40:18	50.6	46.5	42.8	60.9	11:20:18	45.9	37.8	33.4	62.9	14:00:18	54.6	47.0	43.8	71.0
8:45:18	51.0	46.3	43.2	62.9	11:25:18	56.9	34.2	32.4	77.5	14:05:18	54.0	46.5	43.6	67.8
8:50:18	50.3	45.2	43.3	58.8	11:30:18	58.7	40.3	36.1	76.5	14:10:18	52.5	46.5	43.8	62.0
8:55:18	51.1	45.9	42.9	61.8	11:35:18	53.1	41.5	37.2	68.3	14:15:18	53.8	45.3	42.8	68.6
9:00:18	52.1	44.7	42.4	69.7	11:40:18	55.3	41.6	37.3	71.3	14:20:18	54.8	46.7	43.7	68.0
9:05:18	53.1	45.3	43.0	74.3	11:45:18	51.8	41.3	38.0	66.1	14:25:18	56.2	47.9	45.2	67.4
9:10:18	51.2	45.9	43.3	64.6	11:50:18	58.9	40.7	37.3	77.2	14:30:18	54.3	47.2	44.2	67.4

Blue Consultant Limited Partnership Laboratory

Nidla A.

(MS.Nidla Anansuwanchal)

Laboratory Manager

Blue CONSULTANT
Limited Partnership

