

# Audited Project Financial Statements

---

Project Number: 35173-013  
Loan Number: 3157  
Period covered: 16 July 2015 to 15 July 2016

## NEP: Third Small Towns Water Supply and Sanitation Sector Project

Prepared by Ministry of Water Supply and Sanitation

For the Asian Development Bank  
Date received by ADB: 10 April 2017

The audited project financial statements are documents owned by the borrower. The views expressed herein do not necessarily represent those of ADB's Board of Directors, Management, or staff. These documents are made publicly available in accordance with ADB's Public Communications Policy 2011 and as agreed between ADB and the Economic and Reconstruction Agency.

**Third Small Town Water Supply and Sanitation Sector Project**  
**ADB Loan Number 3157-NEP(SF)**  
**Fiscal Year 2015-16**

Third Small Town Water Supply and Sanitation Sector Project has been implemented since 2016 under Loan of Asian Development Bank. The Project has been implementing twenty six town projects with cost sharing by user committees and Government of Nepal.

### Third Small Towns

**Major Audit observations**

- 1) The Project has Selected Design and Supervision Consultant and paid Rs. 3.1 million as advance amount for construction of new building replacing the existing one for the Department of Water Supply and Sewerage without complying the provision of providing construction site in time of public procurement rule, 2064. The government of Nepal has not decided yet to replace old building.
- 2) The project has procured ten motorcycle instead of three by spending 1.2 million without approving annual programme .
- 3) The project has procure various consulting service for the decision and supervision of as well as capacity development and paid Rs 98.9 million this year and up to this year Rs 141.86 millions. The cost estimate and norms for such service has not been prepared. It is not clear whether the service can not be performed by utilizing internal human resources.
- 4) **Compliance with Financial Covenants:** The project is responsible to comply with financial covenants as specified in Loan Agreement. In this connection, the project has made representation on the compliance with all most paras of financial covenants. Out of which we have made audit comments on two paras specifying the right of ADB to audit and examine the account of implementing agency, Para as given below. We have no further comment on the rest of paras of financial covenants.

SN	Description	Complied/ Partially complied/N ot Complied	Audit comment	Not yet due
Loan3157	The Borrower shall cause TDF to implement adequate loan monitoring, recovery and collection mechanisms to ensure that its aggregate recovery rate of the subloans under subproject Financial Agreements for any financial year does not fall below 70%, where recovery rate is calculated as: (the total collection from WUAS or Local Bodies during the year under the subproject Financing Agreements) \ ( current and arrear demands raised to WUAS or Local Bodies during the year).			✓
Loan 3157	The Borrower shall ensure that TDF maintains its own financial sustainability by (a) making adequate provision for non performing loans, (b) maintaining a debt- equity ratio of 80 : 20 (i. e., TDF shall not incur any debt, if after the incurrence of such debt the debt -			✓



	equity ratio shall be greater than 80:20) and (c) instituting and observing such other due diligence and good banking practices as required for a prudent financial institution. For purposes of this paragraph, the term 'debt' means any indebtedness of TDF maturing by its terms more than one year after the date on which it is originally incurred and 'equity' means the sum of the total impaired paid-up capital, retained earnings and reserves of TDF not allocated to cover specific liabilities.			
--	----------------------------------------------------------------------------------------------------------------------------------------------------------------------------------------------------------------------------------------------------------------------------------------------------------------------------------------------------------------------------------------------------------------------------------------------------------------------------------------------------------------	--	--	--

- 5) Follow up of audit observation of previous audit report: No previous audit report. In course of audit, action taken by the project management on the previous year audit observation was reviewed and the status of the settlement of audit observations is given below.

S.N.	Brief Audit observation	Settlement Status			Audit comments
		Settled	Un Settled	Partially settled	
1	Vehicle ownership		Unsettled		Status Quo
2	Vehicle Purchase		Unsettled		Status Quo



Government of Nepal  
Ministry of Water Supply and Sanitation

Department of Water Supply and Sewerage

**THIRD SMALL TOWN WATER SUPPLY AND SANITATION SECTOR PROJECT**

**ADB Loan No. 3157-NEP (COL)**

**Audited Project Financial Statement**

**FY 2015/16 (NFY 2072/73)**

## **Third Small Town Water Supply and Sanitation Sector Project**

### **ADB Loan No.3157-NEP(COL), Grant No.0405-NEP(EF)**

#### **Notes to the Project financial statements-Accounting policies and explanatory notes**

##### **1. Project Background**

Third Small Town Water Supply and Sanitation Project (TSTWSSSP) (the Project) was approved on 25 November 2014. The Project is estimated to cost \$109 million with \$60 million loan financed by the Asian Development Bank (ADB), \$20 million loan financed by OPEC Fund for International Development (OFID), \$1.3 million grant financed by Sanitation Financing Partnership Trust Fund under the Water Financing Partnership Facility, \$23.1 million financed by Government of Nepal and \$4.6 million financed by Beneficiaries (Local Bodies and Users).

The Loan, grant and Project agreements were signed on 25 November 2014 and the loan were declared effective on 23 February 2015. The impact of the Project is improved living conditions in project towns and expected outcome is an inclusive, gender-focused, and sustainable water supply and sanitation service delivery in project towns.

The Project has three outputs. Output 1 is finance for improved water supply and sanitation infrastructure. Output 2 is finance for strengthened sector policy, regulatory and institutional capacity and service delivery and Output 3 is finance for improved project implementation.

##### **2. Project Management Agreement**

The ministry of Water Supply and Sanitation is the executing agency (EA). The implementing agency is the Development of Water Supply and Sewerage. A Project Management Office (PMO) led by a Joint Secretary of Engineering Services is established to implement the project. The Project is scheduled to be closed by 31 July 2021.

##### **3. Statement of Compliance**

Project Financial Statements have been prepared in accordance within the Government Auditing Standards Part 3, Audit Guideline- Project Financial Statements, issued by the office of the Auditor General, Nepal in October 2005.

##### **4. Significant Accounting Policies**

###### **4.1. Basic of Accounting**

The Project has maintained accounts according to the Government of Nepal Accounting policies on a cash basis of accounting and double entry accounting systems.

##### **5. Fund Flow Mechanism**

After the annual budget is approved by the parliament, the MOF issues authorization letter to the Ministry of Water Supply and Sanitation (MOWSS) and MOWSS releases the budget to DWSS, and DWSS then issues

authorization letter to PMO and RPMOs for GON Fund and ADB Fund. GON Fund and Gon reimbursable fund is received from the GON through Treasury Single Account (TSA) system.

Imprest fund has been established at Nepal Rastra Bank in US\$ .Imprest Account is managed in accordance with ADB's Loan Disbursement Handbook and as per the provision specified in the loan agreement. The Project submits withdrawal applications to ADM for eligible expenditure for reimbursement, replenishment and Direct Payment.

#### 6. Advances and other Receivables

Advances are treated as expenditure. There is NRS 145,397,882.00 unsettled advances as of 16 July 2015.

#### 7. Fund Received from the Government

##### 7.1 Budget at a glance

Description of Budget	Source-wise Budget		
	GON	ADB Loan	Total
Allocation	24,95,94,000.00	89,81,43,000.00	1,14,77,37,000.00
Released	19,48,39,255.28	62,02,62,559.59	81,51,01,814.87
Expenditure	19,48,39,255.28	62,02,62,559.59	81,51,01,814.87
% of expenditure over budget allocation	78.06%	69.06%	71.02%

#### 6. Reporting Currency

The reporting currency is in Nepalese Rupees- Nrs.(currency of Nepal). Financial statements for projects financed under external grants are separately reported showing currencies of financed.

#### 7. Intended Purpose

The Loan has been used exclusively for the intended purpose of the project.

#### 8. Date of Authorization

These financial statements have been authorized for issue by the Third Small Town Water Supply and Sanitation Sector Project (TSTWSSSP), Panipokhari, Kathmandu on 7 March 2017.



(Lal Bahadur Thapa)

Under Secretary -Account



(Ram Chandra Sah)

Project Director

Government of Nepal  
Ministry of Water Supply and Sanitation  
Department of Water Supply and Sewerage

**THIRD SMALL TOWN WATER SUPPLY AND SANITATION SECTOR PROJECT**

ADB Loan No. 3157-NEP (COL), ADB Grant No 0405 NEP and OFID Loan No.1674P

Project Financial Statement


FY 2015/16 (NFY 2072/73)

Amount In Nrs.


	Note	Previous Year	Current Year	Cumulative up to current year
<b>Sources</b>				
GON Fund	2	45,020,406.36	194,839,255.28	239,859,661.64
GON Reimbursable Fund (ADB Loan)	2	99,204,262.09	331,043,038.12	430,247,300.21
GON Reimbursable Fund (ADB Grant)	2	-	-	-
GON Reimbursable Fund (OFID Loan)	2	-	-	-
TDF Internal Fund	2	14,038,117.00	(4,342,423.00)	9,695,694.00
ADB Loan	4.1	-	466,899,818.07	466,899,818.07
ADB Grant	4.2	-	-	-
OFID loan	4.3	-	-	-
WUSC's Contribution	2	6,382,237.12	38,062,341.36	44,444,578.48
Imprest A/C Replenishable (ADB Loan)	3	36,307,539.00	(21,386,142.60)	14,921,396.40
<b>Total</b>		<b>200,952,561.57</b>	<b>1,005,115,887.23</b>	<b>1,206,068,448.80</b>
Initial Deposit Imprest Account (ADB Loan)	3	304,020,000.00	-	304,020,000.00
Exchange gain	3	(489,055.09)	16,003,881.45	15,514,826.36
<b>Total</b>		<b>303,530,944.91</b>	<b>16,003,881.45</b>	<b>319,534,826.36</b>
<b>Grand Total</b>		<b>504,483,506.48</b>	<b>1,021,119,768.68</b>	<b>1,525,603,275.17</b>
<b>Application</b>				
Consultancy Services	1	43,141,232.00	99,603,261.97	142,744,493.97
Civil Works	1	111,661,037.12	851,725,295.94	963,386,333.06
Vehicle & Equipment	1	29,735,240.00	22,595,737.00	52,330,977.00
Incremental and Recurrent Cost	1	16,415,052.45	31,191,592.32	47,606,644.77
<b>Total</b>		<b>200,952,561.57</b>	<b>1,005,115,887.23</b>	<b>1,206,068,448.80</b>
Imprest A/C Balance (ADB Loan)	3	267,223,405.91	37,390,024.05	304,613,429.97
Outstanding Replenishment	3	36,307,539.00	(21,386,142.60)	14,921,396.40
<b>Total</b>		<b>303,530,944.91</b>	<b>16,003,881.45</b>	<b>319,534,826.36</b>
<b>Grand Total</b>		<b>504,483,506.48</b>	<b>1,021,119,768.68</b>	<b>1,525,603,275.17</b>




Lal Bahadur Thapa  
Under Secretary, Account  
TSTWSSP




Ram Chandra Sah  
Project Director  
TSTWSSP




Tej Raj Bhatta  
Director General  
DWSS




Prakash Pudasaini  
Under Secretary, Account  
MWSS



Bhim Prasad Upadhyaya  
Secretary  
MWSS



Rajendra Prasad Nepal  
Financial Comptroller General  
FCGO



Iswar Nepal  
Deputy Auditor General  
Office of the Auditor General

Government of Nepal  
Ministry of Water Supply and Sanitation  
Department of Water Supply and Sewerage  
**Third Small Town Water Supply and Sanitation Sector Project**  
ADB Loan No. 3157-NEP (SF)  
Project Account  
FY 2015/16 (NFY2072/73 )

**Note : 1**


Accounting Policy


The Project has maintained the accounts as per the GON accounting system i.e. on Cash basis. In the GON accounting system, all the disbursements including advances are treated as expenditure.

Amount in NRs.

	Previous Year	Current Year	Cumulative up to Current Year
<b>Consulting Services &amp; Capacity Development (2101)</b>			
29711 Consulting Service	42,973,367.00	98,895,761.97	141,869,128.97
22511 Training Programme	-	-	-
22522 Programme Expenditure	167,865.00	707,500.00	875,365.00
<b>Sub-Total</b>	<b>43,141,232.00</b>	<b>99,603,261.97</b>	<b>142,744,493.97</b>
<b>Civil Works and Goods Water Supply (301)</b>			
29611 Other Civil Works	91,240,683.00	661,711,223.58	752,951,906.58
<b>Sub-Total</b>	<b>91,240,683.00</b>	<b>661,711,223.58</b>	<b>752,951,906.58</b>
<b>Civil Works and Goods Building Construction (302)</b>			
29211 Building Construction	-	-	-
<b>Sub-Total</b>	<b>-</b>	<b>-</b>	<b>-</b>
<b>Other Equipment &amp; Vehicles (1501)</b>			
29411 Vehicles	27,153,888.00	20,574,000.00	47,727,888.00
29511 Equipments	2,581,352.00	2,021,737.00	4,603,089.00
<b>Sub-Total</b>	<b>29,735,240.00</b>	<b>22,595,737.00</b>	<b>52,330,977.00</b>
<b>Incremental and Recurrent Cost (2701)</b>			
21111 Salary	2,832,618.00	7,026,650.00	9,859,268.00
21112 Local Allowance	36,000.00	106,960.00	142,960.00
21113 Dearness Allowance	122,000.00	329,677.00	451,677.00
21119 Other Allowance	60,000.00	226,200.00	286,200.00
21121 Dress	67,500.00	60,000.00	127,500.00
22111 Water & Electricity	198,322.10	395,585.40	593,907.50
22121 Telephone	244,178.58	290,041.92	534,220.50
22311 Office Supplies	4,242,978.42	5,750,173.00	9,993,151.42
22213 Insurance	-	-	-
22121 Rent	892,293.00	2,860,268.00	3,752,561.00
22212 Repairs and Maintenance	584,919.00	399,260.00	984,179.00
22211 Fuel	509,080.00	621,708.00	1,130,788.00
22411 Consultancy and Other Services	173,473.00	105,795.00	279,268.00
22412 Service Other	3,328,301.35	6,486,354.00	9,814,655.35
22711 Miscellaneous Expenses	463,450.00	745,583.00	1,209,033.00
22611 Programme TADA	606,927.00	2,240,627.00	2,847,554.00
22612 Civil Servant Transfer TADA	270,535.00	319,725.00	590,260.00
25211 Nonfinancial Current Grant	-	400,000.00	400,000.00
29712 Software Purchase	-	89,270.00	89,270.00
29311 Furniture	1,782,477.00	2,737,715.00	4,520,192.00
<b>Sub-Total</b>	<b>16,415,052.45</b>	<b>31,191,592.32</b>	<b>47,606,644.77</b>
<b>Total</b>	<b>180,532,207.45</b>	<b>815,101,814.87</b>	<b>995,634,022.32</b>
<b>29611 Civil Works and Goods (301)</b>			
TDF Loan to WUSC (throw GON Release fund)	14,038,117.00	142,256,037.00	156,294,154.00
TDF Loan to WUSC (TDF's Internal fund)	-	9,695,694.00	9,695,694.00
User's Cash Contribution	6,382,237.12	38,062,341.36	44,444,578.48
<b>Sub-Total</b>	<b>20,420,354.12</b>	<b>190,014,072.36</b>	<b>210,434,426.48</b>
<b>Grand Total</b>	<b>200,952,561.57</b>	<b>1,005,115,887.23</b>	<b>1,206,068,448.80</b>

Civil Works and Goods (301)	91,240,683.00	661,711,223.58	752,951,906.58
Civil Works and Goods (301)	20,420,354.12	190,014,072.36	210,434,426.48
<b>Sub total</b>	<b>111,661,037.12</b>	<b>851,725,295.94</b>	<b>963,386,333.06</b>

  
Lal Bahadur Thapa  
Under Secretary, Account  
TSTWSSP

  
Ram Chandra Sah  
Project Director  
TSTWSSP



Government of Nepal  
Ministry of Water Supply and Sanitation  
Department of Water Supply and Sewerage  
Third Small Town Water Supply and Sanitation Sector Project  
Statement of GON Fund & GON Reimbursable Fund  
FY 2015/16 (NFY2072/73 )

Note : 2

Amount in NRs

Particulars	Previous Year	Current Year	Cumulative up to Current Year
<b>A. Budget Release</b>			
A.1 GON Fund	45,020,406.36	194,839,255.28	239,859,661.64
A.2 GON Reimbursable Fund	99,204,262.09	531,158,162.16	630,362,424.25
A.4 TDF Loan GON	-	-	-
A.5 TDF Loan Reimbursable Fund (5011045)	-	425,170,000.00	425,170,000.00
<b>Sub Total (A)</b>	<b>144,224,668.45</b>	<b>1,151,167,417.44</b>	<b>1,295,392,085.89</b>

<b>B. Less :</b>			
B.1 Unspent Balance GON Fund	-	-	-
B.2 Unspent Balance GON Reimbursable Fund	-	-	-
B.3 TDF Loan Closing Balance GON Fund	-	-	-
B.4 TDF Loan Closing Balance Reimbursable Fund	-	268,875,846.00	268,875,846.00
B.5 Deposited to Central Treasury (15111) GON	-	-	-
B.6 Deposited to Central Treasury (15111) Reimbursable	-	-	-
B7. Reimbursed to GON Central Account	-	-	-
B.8 Imprest Fund Transfer to GON Cental Account	-	356,409,278.04	356,409,278.04
<b>Sub Total (B)</b>	<b>-</b>	<b>625,285,124.04</b>	<b>625,285,124.04</b>


<b>Total (A-B)</b>	<b>144,224,668.45</b>	<b>525,882,293.40</b>	<b>670,106,961.85</b>
--------------------	-----------------------	-----------------------	-----------------------

C. GON Fund involved (A.1+A.4-B.1-B.3-B.5)	45,020,406.36	194,839,255.28	239,859,661.64
D. GON Reimbursable Fund involved (A.2+A.5-B.2-B.4-B.6-B.7-B.8)	99,204,262.09	331,043,038.12	430,247,300.21
<b>Total</b>	<b>144,224,668.45</b>	<b>525,882,293.40</b>	<b>670,106,961.85</b>

<b>E. GON Reimbursable Fund</b>			
Up to Previous Year	-	-	99,204,262.09
This Year (Project)	113,242,379.09	331,043,038.12	331,043,038.12
<b>Total</b>	<b>113,242,379.09</b>	<b>331,043,038.12</b>	<b>430,247,300.21</b>

F. WUSC Contribution	6,382,237.12	38,062,341.36	44,444,578.48
G. TDF Loan to WUSC (From 5011045)		156,294,154.00	156,294,154.00
H. TDF Loan to WUSC (Internal Source)	14,038,117.00	(4,342,423.00)	9,695,694.00

<b>Reimbursable Expenditure (this year)</b>	
3473593	13,920,246.65
3473594	517,237,915.51
<b>Sub Total</b>	<b>531,158,162.16</b>
5011045 (TDF Loan Reimbursable Exp)	156,294,154.00
<b>Total</b>	<b>687,452,316.16</b>
Less: Disbursement ADB loan Ka-7-15	356,409,278.04
<b>To be reimbursed from ADB for this year</b>	<b>331,043,038.12</b>

  
Lal Bahadur Thapa  
Under Secretary, Account  
TSTWSSP


  
Ram Chandra Sah  
Project Director  
TSTWSSP

Government of Nepal  
 Ministry of Water Supply and Sanitation  
 Department of Water Supply and Sewerage  
 Third Small Town Water Supply and Sanitation Sector Project  
 Loan No. 3157 NEP (COL)  
 FY 2015/16 (NFY2072/73 )

Note : 3

**Memorandum Statement of Imprest Account**

	Nrs.	US \$
A. Balance of Account as at 15 July 2016 Exchange rate US\$ 1= NRs 106.73	304,613,429.97	2,854,056.31
<u>B. Outstanding Replenishment FY 2014/15</u>		
Payment from Imprest account (DP)	36,307,539.00	357,886.04
Ka-7-15 Transfer	-	-
	<b>36,307,539.00</b>	<b>357,886.04</b>
<u>C. Disbursement during 2015/2016</u>		
Payment from Imprest account (DP)	89,104,397.43	856,859.20
Ka-7-15 Transfer	356,409,278.04	3,358,351.95
	<b>445,513,675.47</b>	<b>4,215,211.15</b>
<u>D. Replenishment(Liquidation) during 2015/2016</u>		
Payment from Imprest account (DP)	112,044,968.30	1,083,454.49
Ka-7-15 Transfer	354,854,849.77	3,343,699.01
	<b>466,899,818.07</b>	<b>4,427,153.50</b>
<u>E. Outstanding Replenishment FY 2015/16</u>		
Payment from Imprest account (DP)	13,366,968.13	131,290.75
Ka-7-15 Transfer	1,554,428.27	14,652.94
	<b>14,921,396.40</b>	<b>145,943.69</b>
F. Exchange Gain (A+E)-G	15,514,826.36	-
G. IMPREST Account Initial Deposit (US \$3,000,000 @USD1 = 101.34, dated 25 May, 2015)	304,020,000.00	3,000,000.00


  
 .....  
 Lal Bahadur Thapa  
 Under Secretary, Account  
 TSTWSSP


  
 .....  
 Ram Chandra Sah  
 Project Director  
 TSTWSSP

Government of Nepal  
Ministry of Water Supply and Sanitation  
Department of Water Supply and Sewerage  
Third Small Town Water Supply and Sanitation Sector Project  
FY 2015/16 (NFY2072/73)  
ADB Fund (Loan)

Note: 4.1

Category	Cat.No.	Previous Year		Current Year		Cumulative up to Current Year		
		Nrs.	US \$	Nrs.	US \$	Nrs.	US \$	SDR
<b>Replenishment</b>								
Civil Works Water Supply	0301	-	-	274,015,032.37	2,583,432.80	1,848,882.19	2,583,432.80	1,848,882.19
Civil Works Building	0302	-	-	-	-	-	-	-
Consulting Services	2101	-	-	35,274,660.96	330,385.98	235,576.29	330,385.98	235,576.29
Incremental	2701	-	-	18,121,070.97	170,557.36	122,639.34	170,557.36	122,639.34
Vehicles & Office Equipment	1501	-	-	27,444,085.47	259,322.87	186,796.94	259,322.87	186,796.94
<b>Sub Total</b>				<b>354,854,849.77</b>	<b>3,343,699.01</b>	<b>2,393,894.76</b>	<b>3,343,699.01</b>	<b>2,393,894.76</b>
<b>Direct Payment:</b>								
Civil Works Water Supply	0301	-	-	64,812,229.30	611,073.25	432,635.76	611,073.25	432,635.76
Civil Works Building	0302	-	-	-	-	-	-	-
Consulting Services	2101	-	-	47,232,739.00	465,227.36	329,566.62	465,227.36	329,566.62
Incremental	2701	-	-	-	-	-	-	-
Vehicles & Office Equipment	1501	-	-	-	-	-	-	-
<b>Sub Total</b>				<b>112,044,968.30</b>	<b>1,076,300.61</b>	<b>762,202.38</b>	<b>1,076,300.61</b>	<b>762,202.38</b>
<b>Total ADB Loan</b>				<b>466,899,818.07</b>	<b>4,419,999.62</b>	<b>3,156,097.14</b>	<b>4,419,999.62</b>	<b>3,156,097.14</b>
Interest	05	-	-	3,153,593.11	29,578.82	21,228.86	29,578.82	21,228.86
<b>Total Including Interest</b>				<b>470,053,411.18</b>	<b>4,449,578.44</b>	<b>3,177,326.00</b>	<b>4,449,578.44</b>	<b>3,177,326.00</b>
Initial Deposit		304,020,000.00	3,000,000.00	-	-	-	-	-
<b>Total Including initial deposit</b>		<b>304,020,000.00</b>	<b>3,000,000.00</b>	<b>470,053,411.18</b>	<b>4,449,578.44</b>	<b>3,177,326.00</b>	<b>7,449,578.44</b>	<b>5,292,787.91</b>

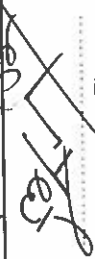
  
Lal Bahadur Thapa  
Under Secretary, Account  
TSTWSSP

  
Ram Chandra Sah  
Project Director  
TSTWSSP

Government of Nepal  
 Ministry of Water Supply and Sanitation  
 Department of Water Supply and Sewerage  
**Third Small Town Water Supply and Sanitation Sector Project**  
 FY 2015/16 (NFY2072/73)  
**ADB Grant**

Note: 4.2

Category	Cat.No.	Previous Year		Current Year		Cumulative up to Current Year	
		Nrs.	US \$	Nrs.	US \$	Nrs.	US \$
<b>Replenishment</b>							
Civil Works Water Supply	0301	-	-	-	-	-	-
Civil Works Building	0302	-	-	-	-	-	-
Consulting Services	2101	-	-	-	-	-	-
Incremental	2701	-	-	-	-	-	-
Vehicles & Office Equipment	1501	-	-	-	-	-	-
<b>Sub Total</b>							
<b>Direct Payment:</b>							
Civil Works Water Supply	0301	-	-	-	-	-	-
Civil Works Building	0302	-	-	-	-	-	-
Consulting Services	2101	-	-	-	-	-	-
Incremental	2701	-	-	-	-	-	-
Vehicles & Office Equipment	1501	-	-	-	-	-	-
<b>Sub Total</b>							
<b>Total ADB Grant</b>							
Interest							
<b>Total including Interest</b>							
Initial Deposit							
<b>Total including Initial deposit</b>							

  
 Lal Bahadur Thapa  
 Under Secretary, Account  
 TSTWSSP


  
 Ram Chandra Sah  
 Project Director  
 TSTWSSP

Government of Nepal  
 Ministry of Water Supply and Sanitation  
 Department of Water Supply and Sewerage  
**Third Small Town Water Supply and Sanitation Sector Project**  
 FY 2015/16 (NFY2072/73)  
**OFID(Loan)**

Note: 4.3

Category	Cat.No.	Previous Year		Current Year		Cumulative up to Current Year	
		Nrs.	US \$	Nrs.	US \$	Nrs.	US \$
<b>Replenishment</b>							
Civil Works Water Supply	0301	-	-	-	-	-	-
Civil Works Building	0302	-	-	-	-	-	-
Consulting Services	2101	-	-	-	-	-	-
Incremental	2701	-	-	-	-	-	-
Vehicles & Office Equipment	1501	-	-	-	-	-	-
<b>Sub Total</b>							
<b>Direct Payment:</b>							
Civil Works Water Supply	0301	-	-	-	-	-	-
Civil Works Building	0302	-	-	-	-	-	-
Consulting Services	2101	-	-	-	-	-	-
Incremental	2701	-	-	-	-	-	-
Vehicles & Office Equipment	1501	-	-	-	-	-	-
<b>Sub Total</b>							
<b>Total OFID Loan</b>							
Interest							
<b>Total including Interest</b>							
Initial Deposit							
<b>Total including initial deposit</b>							

  
 Ram Chandra Sah  
 Project Director  
 TSTWSSP

  
 Lal Bahadur Thapa  
 Under Secretary, Account  
 TSTWSSP

# Third Small Towns Water Supply and Sanitation Sector Project

## Imprest Dollar Account Bank Reconciliation Statement (FY : 2015/2016)


Name of Operating bank : Nepal Rastra Bank  
A/C No.: 1204648/001

Particulars			Amount US \$
Bank Balance as per Bank Statement (dated 16-07-2016)			2,854,056.31
Add: Withdrawl App No. replenished by ADB but not yet deposited			
To be deduct:			
Payment Advice issued but not presented in Bank			0.00
Issued Date	Ref.No.	Amount (\$)	
Bank Balance after add and deduct			2,854,056.31
Bank Balance as per Project Ledger			2,854,056.31

Certified that the above statement is correct.

Submitted by:

Date:



Approved by:

Date:





THIRD SMALL TOWN WATER SU

STATEMENT OF ACCOUNT

AS AT : 31.03.73  
 CURRENT ACCOUNT  
 NUMBER : 1204648/001.004.840  
 XBA 4 SPECIAL DEBT ACCOUNT  
 IN UNITED STATES DOLLARS

THIRD SMALL TOWN WATER SUPPLY AND  
 SANITATION SECTOR PROJECT  
 4006630,4422231

ISSUED ON : 25.07.73 PAGE 2


DATE	DESCRIPTION	VALUE DATE	DEBIT	CREDIT	BALANCE	REF.
	BALANCE			2,226,451.76		
181172	TRANSFER ACCOUNT TO ACCOUNT NEPAL B	181172	5,409.12		2,221,042.64	100-00002538706
181172	TRANSFER ACCOUNT TO ACCOUNT EVEREST	181172	22,868.60		2,198,174.04	100-00002538782
231172	7IRMT/197/072ADB LOAN 3157	231172		304,235.52	2,502,409.56	100-00002548278
041272	ORMT/A11/72/73	041272	24,359.52		2,478,050.04	100-00002566460
071272	TRANSFER ACCOUNT TO ACCOUNT NEPAL I	071272	62,038.29		2,416,011.75	100-00002570848
230173	7/234/072ADB LOAN 3157	230173		571,094.04	2,987,105.79	100-00002650317
300173	TRANSFER ACCOUNT TO ACCOUNT CENTRAL	300173	661,629.54		2,325,476.25	100-00002667202
160273	TRANSFER ACCOUNT TO ACCOUNT CENTRAL	160273	635,964.23		1,689,512.02	100-00002695480
170273	TRANSFER ACCOUNT TO ACCOUNT NEPAL I	170273	8,846.63		1,680,665.39	100-00002697618
170273	TRANSFER ACCOUNT TO ACCOUNT NEPAL I	170273	31,132.58		1,649,532.81	100-00002697589
250273	TRANSFER ACCOUNT TO ACCOUNT CENTRAL	250273	518,796.17		1,130,736.64	100-00002712025
150373	7/29/072ADBLMLN3157	150373		518,796.17	1,649,532.81	100-00002759075
190373	TRANSFER ACCOUNT TO ACCOUNT NEPAL I	190373	131,241.71		1,518,291.10	100-00002764552
190373	7/303/072 ADBM LOAN 3157	190373		674,135.67	2,192,426.77	100-00002766180
190373	7/304/072 ADBM LOAN 3157	190373		661,629.54	2,854,056.31	100-00002766191
	BALANCE IN YOUR FAVOUR			2,854,056.31		


### Third Small Towns Water Supply and Sanitation Project

#### Reconciliation Statement of Reimbursable Fund

FY 2015/16 (NFY 2072/73)

Particulars	FCGO	Project A/C
GON Reimbursable Fund : A Loan	99,204,262.09	430,247,300.21
Add: This year's Reimbursable Budget release (3473593-94)	531,158,162.16	
Add : This year's TDF Reimbursable Budget release (5011045 Loan)	425,170,000.00	
Less : Ka-7-15 Transfer	(356,409,278.04)	
Less : Source changed	-	
Less: Reimbursable Unspent balance of TDF	(268,875,846.00)	
<b>Total (NRs)</b>	<b>430,247,300.21</b>	<b>430,247,300.21</b>


  
.....  
Lal Bahadur Thapa  
Under Secretary, Account  
TSTWSSP


  
.....  
Ram Chandra Sah  
Project Director  
TSTWSSP




Government of Nepal  
Ministry of Water Supply and Sanitation  
Department of Water Supply and Sewerage  
**THIRD SMALL TOWN WATER SUPPLY AND SANITATION SECTOR PROJECT**  
ADB Loan No. 3157-NEP (COL)  
STATEMENT OF EXPENDITURE (SOE)  
FY 2015/16 (NFY2072/73)


WA No.	Authorization No.	Value date	Category				Total USD	SDR
			0301	2101	2701	1501		
Up to 2014/2015								
FY 2015/2016								
2		21 Sep 2015		36,307,539.00			36,307,539.00	253,555.54
3		21 Oct 2015		10,925,200.00			10,925,200.00	76,011.08
4		9 Nov 2015	34,472,880.14				34,472,880.14	239,969.15
5		18 Dec 2015	31,433,798.63	198,000.00	9,409,043.36		68,228,807.99	464,469.69
6		18 Dec 2015	13,331,202.10	8,944,019.92	3,986,279.61		26,261,501.63	177,617.80
7		3 Mar 2016	32,300,685.07				32,300,685.07	220,122.36
8		3 May 2016	60,740,347.18				60,740,347.18	404,039.76
9		28 Jun 2016	70,384,150.57				70,384,150.57	473,244.93
10		28 Jun 2016	51,255,581.84	15,613,074.40	4,725,748.00	256,119.47	71,850,523.71	482,190.21
11		27 Jun 2016	44,908,616.14	10,519,566.64			55,428,182.78	364,876.62
Total of 2015/16			338,827,261.67	82,507,399.96	18,121,070.97	27,444,085.47	466,899,818.07	3,156,097.14
Total up to 2015/16			338,827,261.67	82,507,399.96	18,121,070.97	27,444,085.47	466,899,818.07	3,156,097.14


  
Lal Bahadur Thapa  
Under Secretary, Account  
TSTWSSP


  
Ram Chandra Sah  
Project Director  
TSTWSSP

  
Tej Raj Bhatta  
Director General  
DWSS

  
Prakash Pudasaini  
Under Secretary, Account  
MWSS

  
Bhim Prasad Upadhyaya  
Secretary  
MWSS

  
Rajendra Prasad Nepal  
Financial Comptroller General  
FCGO

  
Iswar Nepal  
Deputy Auditor General  
OAG

**IMPREST A/C Transaction in Summary  
F.Y.2072.73**

W.Ap.No.	Expenditure				Replenished			
	Direct Payment		Ka-7-15		Direct Payment		Ka-7-15	
	US \$	Nrs.	US \$	Nrs.	US \$	Nrs.	US \$	Nrs.
2					357,886.04		36,307,539.00	
3	107,341.32	10,925,200.00			107,341.32		10,925,200.00	
4			333,554.72	34,472,880.14			333,554.72	34,472,880.14
5			654,799.86	69,290,920.73			644,762.88	68,228,807.99
6			249,371.91	26,560,601.63			246,563.72	26261501.63
7			304,235.52	32,300,685.07			304,235.52	32,300,685.07
8	571,094.04	60,740,347.18			571,094.04	60,740,347.18		
9			661,629.54	70,384,150.57			661,629.54	70,384,150.57
10	39,979.21	4,071,882.12	635,964.23	67,971,857.12	39,979.21	4,071,882.12	634,156.46	67,778,641.59
11			518,796.17	55,428,182.78			518,796.17	55,428,182.78
12	131,241.71	13,366,968.13			7,153.88			
	7,202.92							
	<b>856,859.20</b>	<b>89,104,397.43</b>	<b>3,358,351.95</b>	<b>356,409,278.04</b>	<b>1,083,454.49</b>	<b>112,044,968.30</b>	<b>3,343,699.01</b>	<b>354,854,849.77</b>

**Summary**

Expenditure Replenished	Direct Payment		Ka-7-15 Transfer		Total	
	US \$	Nrs.	US \$	Nrs.	US \$	Nrs.
	856,859.20	89,104,397.43	3,358,351.95	356,409,278.04	4,215,211.15	445,513,675.47
	1,083,454.49	112,044,968.30	3,343,699.01	354,854,849.77	4,427,153.50	466,899,818.07

*[Handwritten signature]*

Third Small Town Water Supply and Sanitation Sector Project

Statement of Supplementary Accounts (3473593 & 3473594)

Fiscal Year 2072/73 (2015/16)

Budget No.	Description	Budget Release		Expenditure		Balance		Remarks
		GON	ADB Reimb	ADB-DB	Total	GON	ADB Reimb	
3473593 (Regular)								
21111	Salary	3,157,585.67	3,869,064.33		7,026,650.00	3,157,585.67	3,869,064.33	
21112	Local Allowance	45,989.00	60,971.00		106,960.00	45,989.00	60,971.00	
21113	Dearness Allowance	151,980.00	177,697.00		329,677.00	151,980.00	177,697.00	
21119	Other Allowance	8,341.00	217,859.00		226,200.00	8,341.00	217,859.00	
21121	Dress	30,075.00	29,925.00		60,000.00	30,075.00	29,925.00	
22111	Water & Electricity	170,754.80	224,830.60		395,585.40	170,754.80	224,830.60	
22112	Telephone	167,277.00	122,764.92		290,041.92	167,277.00	122,764.92	
22121	Rent	1,456,548.00	1,403,720.00		2,860,268.00	1,456,548.00	1,403,720.00	
22211	Fuel	312,711.00	308,997.00		621,708.00	312,711.00	308,997.00	
22212	Repairs and Maintenance	166,000.00	233,260.00		399,260.00	166,000.00	233,260.00	
22213	Insutance	-	-		-	-	-	
22311	Office Supplies	1,834,310.00	3,915,863.00		5,750,173.00	1,834,310.00	3,915,863.00	
22411	Consultancy and Other Services	105,795.00	-		105,795.00	105,795.00	-	
22412	Service Other	5,871,033.00	615,321.00		6,486,354.00	5,871,033.00	615,321.00	
22511	Training Programme	-	-		-	-	-	
22522	Programme Expenditure	75,000.00	632,500.00		707,500.00	75,000.00	632,500.00	
22611	Supervision TADA	919,921.60	1,320,705.40		2,240,627.00	919,921.60	1,320,705.40	
22612	Civil Servant Transfer TADA	137,600.00	182,125.00		319,725.00	137,600.00	182,125.00	
22711	Miscellaneous	368,939.60	376,643.40		745,583.00	368,939.60	376,643.40	
25211	Nonfinancial Current Grant	172,000.00	228,000.00		400,000.00	172,000.00	228,000.00	
	<b>Total Regular</b>	<b>15,151,860.67</b>	<b>13,920,246.65</b>		<b>29,072,107.32</b>	<b>15,151,860.67</b>	<b>13,920,246.65</b>	
3473594 (Capital)								
29211	Building Construction	-	-		-	-	-	
29311	Furniture	1,177,436.61	1,560,278.39		2,737,715.00	1,177,436.61	1,560,278.39	
29411	Vehicles	-	20,574,000.00		20,574,000.00	-	20,574,000.00	
29511	Equipments	-	2,021,737.00		2,021,737.00	-	2,021,737.00	
29611	Other Civil Works	165,923,517.00	417,608,509.15		583,532,026.15	165,923,517.00	417,608,509.15	
29711	Consulting Service	12,586,441.00	75,384,120.97		87,970,561.97	12,586,441.00	75,384,120.97	
29712	Software Production & Purchase	-	89,270.00		89,270.00	-	89,270.00	
	<b>Total Capital</b>	<b>179,687,394.61</b>	<b>517,237,915.51</b>		<b>786,029,707.55</b>	<b>179,687,394.61</b>	<b>517,237,915.51</b>	
	<b>Total Regular &amp; Capital</b>	<b>194,839,255.28</b>	<b>531,158,162.16</b>		<b>815,101,814.87</b>	<b>194,839,255.28</b>	<b>531,158,162.16</b>	
	<b>Civil Works</b>							
	TDF Loan investment 5011045	-	425,170,000.00		425,170,000.00	-	425,170,000.00	
	TDF Loan investment (Internal Fund)	-	-		-	-	-	
	User's Cash	-	-		-	-	-	
	Total	-	425,170,000.00		425,170,000.00	-	425,170,000.00	
	<b>Grand Total</b>	<b>194,839,255.28</b>	<b>956,328,162.16</b>		<b>1,278,334,156.23</b>	<b>194,839,255.28</b>	<b>956,328,162.16</b>	

TDF's previous year's expenditure without budget release was Rs. 1,40,38,117 to be deduct from this balance, so actual closing balance is Rs. 28,88,75,846

*Handwritten signature*

*Handwritten signature*

Ka-7-15 Transfer

July 16, 2015 to July 15, 2016 (Shrawan 1, 2072 to Ashad 31, 2073)

W.App.	From Imprest Account		From ADB		Total	
	US \$	Nrs.	US \$	Nrs.	US \$	Nrs.
4	333,554.72	34,472,880.14			333,554.72	34,472,880.14
5	654,799.86	69,290,920.73			654,799.86	69,290,920.73
6	249,371.91	26,560,601.63			249,371.91	26,560,601.63
7	304,235.52	32,300,685.07			304,235.52	32,300,685.07
9	661,629.54	70,384,150.57			661,629.54	70,384,150.57
10	635,964.23	67,971,857.12			635,964.23	67,971,857.12
11	518,796.17	55,428,182.78			518,796.17	55,428,182.78
	<b>3,358,351.95</b>	<b>356,409,278.04</b>	-	-	<b>3,358,351.95</b>	<b>356,409,278.04</b>

*Handwritten signature*

Category wise Grant in Detail

App. No.	Value Date	Category 2101 Consulting			Category 301 civil works			Category 1501 Office & Vehicles			Category 2701 Incremental		
		Nrs.	US \$	SDR	Nrs.	US \$	SDR	Nrs.	US \$	SDR	Nrs.	US \$	SDR
<b>Direct Payment</b>													
2	21 Sep 2015	36 307 539 00	357 886 04	253 555 54	36 307 539 00	357 886 04	253 555 54						
3	21 Oct 2015	10 925 200 00	107 341 32	76 011 08	10 925 200 00	107 341 32	76 011 08						
8	3 May 2016	60 740 347 18	571 094 04	404 039 76				60 740 347 18	571 094 04	404 039 76			
10	28 Jun 2016	4 071 882 12	39 979 21	28 596 00				4 071 882 12	39 979 21	28 596 00			
	Sub Total	112 044 968 30	1 076 300 61	762 202 38	47 232 739 00	465 227 36	329 566 62	64 812 229 30	611 073 25	432 635 76			
<b>Replenishment</b>													
4	9 Nov 2015	34 472 880 14	333 554 72	239 969 15				34 472 880 14	333 554 72	239 969 15			
5	18 Dec 2015	68 228 807 99	644 762 88	464 469 69	198 000 00	1 871 10	1 347 89	31 433 798 63	297 049 69	213 986 54	9 409 043 36	88 915 55	
6	18 Dec 2015	26 261 501 63	246 563 72	177 617 80	8 944 019 92	83 973 52	60 492 24	13 331 202 10	125 163 85	90 164 64	3 986 279 61	37 426 35	
7	3 Mar 2016	32 300 685 07	304 235 52	220 122 36				32 300 685 07	304 235 52	220 122 36			
9	28 Jun 2016	70 384 150 57	661 629 54	473 244 93	15 613 074 40	146 080 42	104 487 20	70 384 150 57	661 629 54	473 244 93			
10	28 Jun 2016	67 778 641 59	634 156 46	453 584 21	10 519 566 64	98 460 94	69 248 96	44 908 616 14	420 335 23	315 766 91	4 725 748 00	44 215 46	
11	27 Jun 2016	55 428 182 77	518 796 17	364 876 62				55 428 182 77	518 796 17	364 876 62			
	Sub Total	354 854 849 77	3 343 699 01	2 393 894 76	35 274 660 96	330 385 98	235 576 29	274 015 032 37	2 583 432 80	1 848 882 19	27 444 085 47	259 322 87	
	Total	466 899 818 07	4 419 999 62	3 156 097 14	82 507 399 96	795 613 34	565 142 91	338 827 261 67	3 194 506 05	2 281 517 95	27 444 085 47	259 322 87	
											18 121 070 97	170 557 36	122 639 34
											18 121 070 97	170 557 36	122 639 34

Handwritten signature and initials.

नेपाल सरकार  
अर्थ मन्त्रालय  
महालेखा नियन्त्रक कार्यालय  
बजेट उपशीर्षकगत विस्तृत आर्थिक विवरण  
आर्थिक वर्ष २०७२/७३

बजेट उपशीर्षक / जिल्ला / कार्यालय / श्रोत	निकास	सर्च	निका
५०११०४५ नगर विकास बोध - साविकी क्षेत्र	५११,८४०,०००.००	५११,८४०,०००.००	
२७ कठमाण्डौ	५११,८४०,०००.००	५११,८४०,०००.००	
२७-५०२-०१ महालेखा नियन्त्रक कार्यालय	५११,८४०,०००.००	५११,८४०,०००.००	
२१०१०१ ए डि बी	५३ सोधमर्ग हुने अनुदान	८६,६७०,०००.००	८६,६७०,०००.००
२१०१०१ ए डि बी	२३ सोधमर्ग हुने ऋण	४२५,१७०,०००.००	४२५,१७०,०००.००
	जम्मा	५११,८४०,०००.००	५११,८४०,०००.००



नेपाल सरकार  
अर्थ मन्त्रालय  
महालेखा नियन्त्रक कार्यालय  
मन्त्रालयगत बजेटको स्रोतगत निकास विवरण( चालु खर्च )  
वार्षिक वर्ष २०७२/७३

बजेट उपशीर्षक	खुद बजेट	नेपाल सरकार	सोपमर्ता हुने		नागद		नागद रूप	नागद जम्मा	वस्तुगत	प्रत्यक्ष अनुदान	वस्तुगत प्रत्यक्ष रूप	वस्तुगत जम्मा	जम्मा निकास
			अनुदान	हुने रूप	अनुदान	जम्मा							
३४५३५७३	४५,८२३,०००.००	११,६५१,३३४.१	५,८२,०००.००	०.००	४,२४६,६३४.००	०.००	१६,८८२,९६८.११	०.००	०.००	०.००	०.००	१६,८८२,९६८.११	
३४५३५८३	३१,९६१,०००.००	२१,८५६,३२१.३२	०.००	०.००	०.००	०.००	२१,८५६,३२१.३२	०.००	०.००	०.००	०.००	२१,८५६,३२१.३२	
३४५३५९३	४३,०९८,०००.००	१४,३१७,८१०.१३	०.००	०.००	१३,३३०,३४६.६४	०.००	१३,३३०,३४६.६४	०.००	०.००	०.००	०.००	१३,३३०,३४६.६४	
३४५३६०३	३०,०५१,०००.००	०.००	१,१८४,०९९.८४	०.००	०.००	०.००	१,१८४,०९९.८४	०.००	०.००	०.००	०.००	१,१८४,०९९.८४	
३४५३६१३	६८६,१२३,३३२.००	४५९,४६२,४०४.८२	०.००	०.००	०.००	०.००	४५९,४६२,४०४.८२	०.००	०.००	०.००	०.००	४५९,४६२,४०४.८२	
जम्मा :	६३,९६९,३३२.००	२१,६६५,०३४,४३३.३२	५,८२,०००.००	२४,५४,४१३.००	१३,३३०,३४६.६४	०.००	४,९०२,३४६,१०६.२२	०.००	०.००	२,९९९,९३४.६९	६,२४०,३४६.६९	४,९०२,३४६,१०६.२२	



Government of Nepal  
Ministry of Finance  
**Financial Comptroller General Office**  
**Debt Section**  
Anamnagar, Kathmandu, Nepal  
**Disbursement Statement**

As on 2073/03/31 (2016-Jul-15)

SN	Loan ID	Value Date	Commit. Currency	Disbursement (Commit Curr.)	Disburse. Currency	Disburse. Amount	FX Rate	Equivalent NPR
<b>Donor: ADB</b>								
28	2851	2016-Jun-10	SDR	90,204.61	USD	127,616.07	106.510	13,592,387.62
29	2851	2016-Jun-16	SDR	447,043.15	USD	629,441.23	107.120	67,425,744.56
30	2851	2016-Jun-23	SDR	22,451.78	USD	31,820.68	107.760	3,428,996.48
31	2851	2016-Jun-24	SDR	40,213.76	USD	57,042.01	107.960	6,158,255.40
32	2851	2016-Jun-24	SDR	80,743.43	USD	114,532.13	107.960	12,364,888.75
33	2851	2016-Jun-28	SDR	195,952.96	USD	278,613.76	109.080	30,391,188.94
34	2851	2016-Jul-01	SDR	26,139.31	USD	36,474.27	107.720	3,929,008.36
<b>Total of 2851</b>				<b>7,639,726.71</b>				<b>1,127,628,299.75</b>
1	3157	2015-Sep-15	SDR	6,698.96	USD	9,405.07	105.880	995,808.81
2	3157	2015-Sep-22	SDR	253,555.54	USD	357,886.04	104.780	37,499,299.27
3	3157	2015-Oct-22	SDR	76,011.08	USD	107,341.32	103.960	11,159,203.63
4	3157	2015-Nov-10	SDR	239,969.15	USD	333,554.72	105.900	35,323,444.85
5	3157	2015-Dec-21	SDR	642,087.49	USD	891,326.60	105.920	94,409,313.47
6	3157	2016-Mar-04	SDR	220,122.36	USD	304,235.52	107.460	32,693,148.98
7	3157	2016-Mar-15	SDR	14,529.90	USD	20,173.75	106.960	2,157,784.30
8	3157	2016-May-04	SDR	404,039.76	USD	571,094.04	105.860	60,456,015.07
9	3157	2016-Jun-28	SDR	364,876.62	USD	518,796.17	109.080	56,590,286.22
10	3157	2016-Jun-29	SDR	482,190.21	USD	674,135.67	108.960	73,453,822.60
11	3157	2016-Jun-29	SDR	473,244.93	USD	661,629.54	108.960	72,091,154.68
<b>Total of 3157</b>				<b>3,177,326.00</b>				<b>476,829,281.88</b>
1	3260	2015-Dec-24	SDR	7,445,924.97	USD	10,310,000.00	0.000	0.00
2	3260	2016-Jan-19	SDR	5,704,259.42	USD	7,900,000.00	107.960	852,884,000.00
3	3260	2016-Jun-15	SDR	58,502.08	USD	82,719.60	0.000	0.00
<b>Total of 3260</b>				<b>13,208,686.47</b>				<b>852,884,000.00</b>
1	2990	2015-Aug-18	SDR	250,386.94	USD	350,727.00	104.190	36,542,246.13
2	2990	2015-Aug-20	SDR	877,361.81	USD	1,227,973.14	104.030	127,746,045.75
3	2990	2015-Dec-14	SDR	9,120.49	USD	12,659.70	106.720	1,351,043.18
4	2990	2015-Dec-16	SDR	100,562.50	USD	139,982.00	106.910	14,965,475.62
5	2990	2016-Feb-04	SDR	143,529.38	USD	197,757.65	108.640	21,484,391.10
6	2990	2016-Feb-15	SDR	5,720.14	USD	8,023.64	108.880	873,613.92

नगर विकास कोष  
काठमाण्डौ

निकासी खर्च तथा बाँकी विवरण

ब.उ.शी.नं. ५०११०४५ न.वि.कोष खानेपानी क्षेत्र  
श्रोत: ए.डी.वी. सोधभर्ना हुने ऋण अनुदान  
आ.व. २०७२/७३

नेपाल सरकार बाट प्राप्त रकम		उपभोक्ता संस्थालाई उपलब्ध गराएको रकम		आ.व.को अन्तमा रहेको ब्यालेन्स		कैफियत
गत. आ.व सम्म	यो आ.व.मा	गत. आ.व सम्म	यो आ.व.मा	गत. आ.व सम्म	यो आ.व.मा	
१,५४१,४००,०००	५६,६७०,०००	१,६२८,०७०,०००	१,४५७,३६३,५१५	१,७३८,९९९,०८८	१,७३८,९९९,०८८	सो.भ. हुने अनुदान
०	४२५,१७०,०००	४२५,१७०,०००	१४,०३८,११७	१४२,२५६,०३७	१४,०३८,११७	सो.भ. हुने ऋण
१,५४१,४००,०००	५९१,८४०,०००	२,०३३,२४०,०००	१,४७१,४२१,६३२	४२३,८५५,१२५	१,५९५,२७६,७५७	

तयार पार्ने

पेश गर्ने

सिफारिश गर्ने

स्वीकृत गर्ने

वरिष्ठ वित्त अधिकृत विज्ञ, योजना अनुगमन तथा मूल्यांकन

निर्देशक, जनशक्तितथा वित्त व्यवस्थापन विभाग

कार्यकारी निर्देशक

**Third Small Town Water Supply and Sanitation Project (ADB Loan 3157 NEP, Grant 0405 and OFID loan 1674P)**  
**Project Specific Financial Covenants**

Product	Schedule	Para No.	Description	Complied	Not Complied	Not Yet due	Ongoing	Remarks/Issue
Loan 3157	5	17	The borrower shall cause TDF to implement adequate loan monitoring, recovery and collection mechanisms to ensure that its aggregate recovery rate of the subloans under Subproject Financial arrangements for any financial year does not fall below 70%, where recovery rate is calculated as: (the total collections from WUAs ir Kicak Bodies during the year under the Subproject Financing Arrangements)/ (current and arrear demands raised to WUAs or Local Bodies during the year)			✓		
Loan 3157	5	18	The borrower shall ensure that TDF maintains its own financial sustainability by (a) making adequate provisions for nonperforming loans, (b) maintaining a debt-equity ratio of 80:20 (i.e., TDF shall not incur any debt, if after the incurrence of such debt the debt-equity ratio shall be greater than 80:20) and (c) instituting and observing such other due and good banking practices as required for a prudent financial institution. For purposes of this paragraph, the term 'debt' means any indebtedness of TDF maturing by its terms more than one year after the date on which is originally incurred and 'equity' means the sum of the total impaired paid-up capital, retained earnings and reserves of TDF not allocated to cover specific liabilities.			✓		

*Handwritten signature*

## Progress on Previous Years Audit Observation of FY 2014/15

Item No.	Description of Management Letter	Comments
1.	<p><b>Vehicle ownership:</b> Project implementation office Sunsari procured worth of Rs.6.22 million during the year. Such vehicle has not recorded in its goods register &amp; not obtained of its ownership till our review period.</p>	<p>The vehicle will be recorded in our store soon.</p>
2.	<p><b>Vehicle purchase:</b> Project Management Office has procured worth of Rs.6.32 million Mahindra Axcuvi 500 without following the procurement method of procurement Act.</p>	<p>The vehicle is procured as per the procurement Guide lines of ADB, Which is mentioned in Nepal's Procurement Act 2063 clause no. 67 (kha). The concurrence from ADB was taken to procure the vehicle.</p>