



Water Management Improvement Project (P040712)

SOUTH ASIA | Bangladesh | Agriculture Global Practice |
IBRD/IDA | Specific Investment Loan | FY 2008 | Seq No: 19 | ARCHIVED on 15-Nov-2016 | ISR25736 |

Implementing Agencies: Bangladesh Water Development Board (BWDB), Water Resources Planning Organization

Key Dates

Key Project Dates

Bank Approval Date:18-Sep-2007

Effectiveness Date:26-Nov-2007

Planned Mid Term Review Date:--

Actual Mid-Term Review Date:02-May-2011

Original Closing Date:30-Jun-2015

Revised Closing Date:30-Jun-2016

Project Development Objectives

Project Development Objective (from Project Appraisal Document)

The primary Project Development Objective (PDO) is to improve national water resources management by involving the local communities to play an expanded role in all stages of the participatory scheme cycle management. The secondary objective is to enhance institutional performance of the Country's principal water institutions, particularly BWDB and WARPO. This is expected to result in reduced vulnerability and enhanced livelihood opportunities for the beneficiaries, and will also create a favorable environment for improved water resources management.

Has the Project Development Objective been changed since Board Approval of the Project Objective?

Yes

Board Approved Revised Project Development Objective (If project is formally restructured)

The Project Development Objective (PDO) is to improve water resources management by improving infrastructure and institutions through rehabilitating damaged water infrastructure, piloting the role of local communities and enhancing the institutional performance of the Country's principal water institutions, particularly BWDB and WARPO.

Components

Name

System Improvement and Management Transfer (SIMT):(Cost \$10.70 M)

O&M Performance Improvement (OMPI):(Cost \$5.00 M)

Institutional Improvement

(a) BWDB; (b) WARPO; and (c) PCU:(Cost \$10.30 M)

Flood Damage Rehabilitation (FDR) Works:(Cost \$59.00 M)

Overall Ratings

Name	Previous Rating	Current Rating
------	-----------------	----------------



Progress towards achievement of PDO	● Satisfactory	● Satisfactory
Overall Implementation Progress (IP)	● Satisfactory	● Satisfactory
Overall Risk Rating	● Moderate	● Moderate

Implementation Status and Key Decisions

The GoB Project Completion Report (PCR) is awaited. The Bank team has conducted a mission to prepare the draft Implementation Completion and Results Report (ICRR) in October.

Risks

Systematic Operations Risk-rating Tool

Risk Category	Rating at Approval	Previous Rating	Current Rating
Political and Governance	--	● Low	● Low
Macroeconomic	--	● Moderate	● Moderate
Sector Strategies and Policies	--	● Low	● Low
Technical Design of Project or Program	--	● Low	● Low
Institutional Capacity for Implementation and Sustainability	--	● Moderate	● Moderate
Fiduciary	--	● Moderate	● Moderate
Environment and Social	--	● Moderate	● Moderate
Stakeholders	--	● Moderate	● Moderate
Other	--	--	--
Overall	--	● Moderate	● Moderate

Results

Project Development Objective Indicators

► A reduction in the level of damage to property and assets that is to the satisfaction of the communities in 60% of completed project schemes (Text, Custom)

	Baseline	Actual (Previous)	Actual (Current)	End Target
Value	BDT 79.9 Billion in total damage, 2007 BDT 4.9 Billion in damages to all embankments and water control structures, 2007 BDT 5559.2 Million in damages in 475 BWDB schemes, 2007 BDT 322.8 Million in damages	more than 60% of completed project schemes have achieved reduction in level of damages to assets.	more than 60% of completed project schemes have achieved reduction in level of damages to assets.	Less than baseline in 60% of completed project schemes



	in 39 WMIP sample project schemes, 2007			
Date	01-Jul-2011	28-Apr-2016	28-Apr-2016	30-Jun-2016

► About 60% reduction in crop area damaged by floods/cyclones in 60% of project schemes starting 2014-15 (Text, Custom)

	Baseline	Actual (Previous)	Actual (Current)	End Target
Value	Total of 186,883 ha fully damaged and 498,645 ha partially damaged, 2007 27,100 ha damaged in 23 WMIP sample project schemes, 2007	more than 60% of completed project schemes have WMOs and farmers reporting reduction in crop damages from floods and cyclones	more than 60% of completed project schemes have WMOs and farmers reporting reduction in crop damages from floods and cyclones	60% lesser than baseline in crop area in 60% of completed project schemes
Date	01-Jul-2011	28-Apr-2016	28-Apr-2016	30-Jun-2016

► About 60% of completed project schemes have WMOs functioning in accordance with their roles and responsibilities agreed upon in the management plan (Text, Custom)

	Baseline	Actual (Previous)	Actual (Current)	End Target
Value	22% of WMIP sample project schemes with WMOs	785 WMOs formed in 100% of completed schemes	785 WMOs formed in 100% of completed schemes	WMOs in 60% of completed project schemes
Date	01-Jul-2011	28-Apr-2016	28-Apr-2016	30-Jun-2016

Overall Comments

Intermediate Results Indicators

► Operational water user associations created and/or strengthened (number) (Number, Core)

	Baseline	Actual (Previous)	Actual (Current)	End Target
Value	0.00	785.00	785.00	785.00
Date	01-Jul-2011	28-Apr-2016	28-Apr-2016	30-Jun-2016



► Successful completion of rehabilitation and improvements in 100% of targeted project schemes (Text, Custom)

	Baseline	Actual (Previous)	Actual (Current)	End Target
Value	Not applicable	100% of targeted project schemes completed	100% of targeted project schemes completed	100% of targeted project schemes completed
Date	01-Jul-2011	28-Apr-2016	28-Apr-2016	30-Jun-2016

► Signed agreement between BWDB and WMOs completed in 100% of project schemes (Text, Custom)

	Baseline	Actual (Previous)	Actual (Current)	End Target
Value	NA	100% schemes have WMOs	100% schemes have WMOs	100% of completed project schemes
Date	01-Jul-2011	28-Apr-2016	28-Apr-2016	30-Jun-2016

► Timely completion of need-based O&M assessment and allocation of BWDB's O&M budget for 100% of completed project schemes (Text, Custom)

	Baseline	Actual (Previous)	Actual (Current)	End Target
Value	Compliance to need-based O&M assessment and allocation of BWDB's O&M budget	Need based O&M assessment completed	Need based O&M assessment completed	100% of project schemes completed
Date	01-Jul-2011	28-Apr-2016	28-Apr-2016	30-Jun-2016

► Compliance to participatory monitoring system in 100% of completed project schemes (Text, Custom)

	Baseline	Actual (Previous)	Actual (Current)	End Target
Value	WMO compliance to participatory monitoring system	100% of WMOs in completed project schemes	100% of WMOs in completed project schemes	80% of WMOs in completed project schemes
Date	01-Jul-2011	28-Apr-2016	28-Apr-2016	30-Jun-2016



► BWDB's institutional reform plan completed by June 2011 and approved by December 2011 (Text, Custom)

	Baseline	Actual (Previous)	Actual (Current)	End Target
Value	Not applicable	Institutional reform plan completed and approved	Institutional reform plan completed and approved	BWDB's institutional reform plan completed by June 2011 and approved by December 2011
Date	01-Jul-2011	28-Apr-2016	28-Apr-2016	30-Jun-2016

► Following BWDB's approved institutional reform plan, new staffing plan completed and approved by June 2012 (Text, Custom)

	Baseline	Actual (Previous)	Actual (Current)	End Target
Value	Not applicable	New staffing plan completed and approved	New staffing plan completed and approved	HRD plan completed by December 2012
Date	01-Jul-2011	28-Apr-2016	28-Apr-2016	30-Jun-2016

► Following Intermediate Indicator (5) and (6), HRD plan completed by December 2011 (Text, Custom)

	Baseline	Actual (Previous)	Actual (Current)	End Target
Value	NA	HRD plan completed and under implementation	HRD plan completed and under implementation	100% of target
Date	01-Jul-2011	28-Apr-2016	28-Apr-2016	30-Jun-2016

► Updated NWRD database with enhanced data layers completed and disseminated (Text, Custom)

	Baseline	Actual (Previous)	Actual (Current)	End Target
Value	NWRD prepared in 2001 with 421 data layers and currently it consists of 824 data layers.	100% progress reported	100% progress reported	100% completion
Date	31-Mar-2008	28-Apr-2016	28-Apr-2016	30-Jun-2016



► WARPO's institutional reform plan completed by June 2011 and approved by December 2011 (Text, Custom)

	Baseline	Actual (Previous)	Actual (Current)	End Target
Value	Not applicable	Completed	Completed	Completion by December 2011
Date	01-Jul-2011	28-Apr-2016	28-Apr-2016	30-Jun-2016



► Successful completion of rehabilitation and improvement in 100% of target (Text, Custom)

	Baseline	Actual (Previous)	Actual (Current)	End Target
Value	NA	100% of targeted works	100% of targeted works	100% of targeted project schemes completed
Date	01-Jul-2011	28-Apr-2016	28-Apr-2016	30-Jun-2016

Overall Comments

Data on Financial Performance

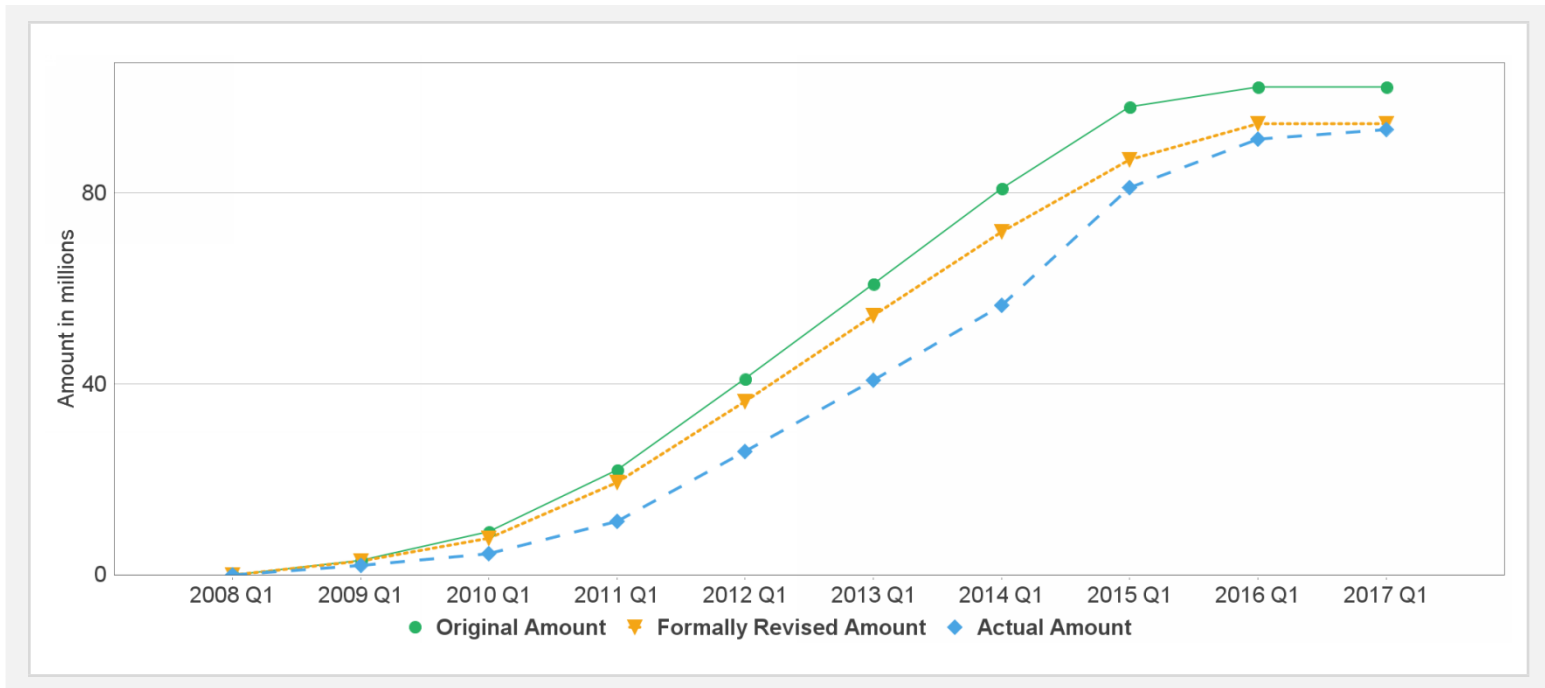
Disbursements (by loan)

Project	Loan/Credit/TF	Status	Currency	Original	Revised	Cancelled	Disbursed	Undisbursed	Disbursed
P040712	IDA-43590	Closed	USD	102.26	93.77	8.49	90.69	3.52	 97%
P040712	TF-94800	Closed	USD	20.00	2.65	17.35	2.65	0.00	 100%

Key Dates (by loan)

Project	Loan/Credit/TF	Status	Approval Date	Signing Date	Effectiveness Date	Orig. Closing Date	Rev. Closing Date
P040712	IDA-43590	Closed	18-Sep-2007	08-Oct-2007	26-Nov-2007	30-Jun-2015	30-Jun-2016
P040712	TF-94800	Closed	08-Oct-2007	08-Oct-2007	26-Nov-2007	30-Jun-2015	06-Aug-2014

Cumulative Disbursements



Restructuring History

Level Approved on 15-Jul-2011 ,Level 2 Approved on 05-Mar-2015

Related Project(s)

There are no related projects.