






## Results Matrix

## Outcomes

[illegible]

CRF Indicator

## Outputs: Annual Physical and Financial Progress

1 Development of Pre-investments Studies						Physical Progress					Financial Progress									
Outputs	Output Description	Unit of Measure	Baseline	Baseline Year	Means of verification	2025	2026	2027	2028	EOP	2025	2026	2027	2028	EOP	Theme	Fund	Flags		
1.1 POD Annexes for PE-L1297		Annexes (#)	0	2025	Documents with POD annexes for PE-L1297	P	0	3	0	0	3	P	0	36500	0	0	36500	Social Development	W2E	
						P(a)	0	3	0	0	3	P(a)	0	36500	0	0	36500			
						A					A									
1.2 Implementation and Management Plan developed	Report documenting the current state ('as-is') of macroprocesses, including a proposal for optimization ('to-be')	Plans (#)	0	2025	Report documenting the current state ('as-is') of macroprocesses, including a proposal for optimization ('to-be')	P	0	1	0	0	1	P	0	30000	0	0	30000	Institutional Development	W2E	
						P(a)	0	1	0	0	1	P(a)	0	30000	0	0	30000			
						A					A									
1.3 Institutional development plan designed	Report presenting an assessment of PNCM's information systems and a proposal outlining potential integration	Plans (#)	0	2025	Document with an assessment of PNCM's information systems	P	0	1	0	0	1	P	0	33500	0	0	33500	Institutional Development	W2E	
						P(a)	0	1	0	0	1	P(a)	0	33500	0	0	33500			
						A					A									
2 Support quality ECD service provision in Amazonia						Physical Progress					Financial Progress									
Outputs	Output Description	Unit of Measure	Baseline	Baseline Year	Means of verification	2025	2026	2027	2028	EOP	2025	2026	2027	2028	EOP	Theme	Fund	Flags		
2.1 Diagnostics and assessments completed	Report presenting an assessment of the demand for PNCM services in the Amazon region.	Diagnostics (#)	0	2025	Report presenting results of an assessment of the demand for PNCM services in the Amazon region.	P	0	1	0	0	1	P	0	32000	0	0	32000	Social Development	W3A	
						P(a)	0	1	0	0	1	P(a)	0	32000	0	0	32000			
						A					A									
2.2 Methodologies designed/strengthened	Report presenting a methodological proposal to improve service delivery in the Amazon region, based on an analysis of	Methodologies (#)	0	2025	Report presenting a methodological proposal to improve service delivery in the Amazon region	P	0	0	1	0	1	P	0	14000	14000	0	28000	Social Development	W3A	
						P(a)	0	0	1	0	1	P(a)	0	14000	14000	0	28000			
						A					A									
2.3 Methodologies designed/strengthened	Report presenting service delivery options for remote and hard-to-reach areas of the Amazon region	Methodologies (#)	0	2025	Report presenting service delivery options for remote and hard-to-reach areas of the Amazon region	P	0	0	0	1	1	P	0	0	25000	15000	40000	Social Development	W3A	
						P(a)	0	0	0	1	1	P(a)	0	0	25000	15000	40000			
						A					A									

## Other Cost

### Total Cost

CRF Indicator

 Standard Output Indicator

	2025	2026	2027	2028	Total Cost
P		\$146,000.00	\$39,000.00	\$15,000.00	\$200,000.00
P(a)		\$146,000.00	\$39,000.00	\$15,000.00	\$200,000.00
A					