

Andhra Pradesh Rural Inclusive Growth Project

Social Management Framework

Draft for Comments

9/12/2014

DRAFT

Table of Contents

A.	Background.....	2
	Andhra Pradesh– A Brief Profile	2
	Society for Elimination of Rural Poverty	13
	Andhra Pradesh Rural Inclusive Growth Project	20
B.	SOCIAL ASSESSMENT	25
	Socioeconomic Baseline.....	25
	Scheduled Tribes	40
	Women and Gender Issues	45
	Relevant Policy and Legal frameworks	53
	Stakeholder consultations	59
	Key Social Impacts and Issues.....	63
C.	SOCIAL MANAGEMENT FRAMEWORK.....	74
	Consultation and Participation	74
	Behaviour Change Communication.....	74
	Social Inclusion.....	75
	Training and Capacity Building	76
	Tribal Development framework.....	77
	Gender Interventions.....	83
	implementation arrangements	85
	grievance redressal.....	89
	Monitoring, Evaluation And Reporting.....	91
	Budget	94
	Annexure 1: Details of Stakeholder Consultations, Village Meetings and Field Visits.....	95
	Annexure 2: Institutional Framework for Tribal Development.....	104

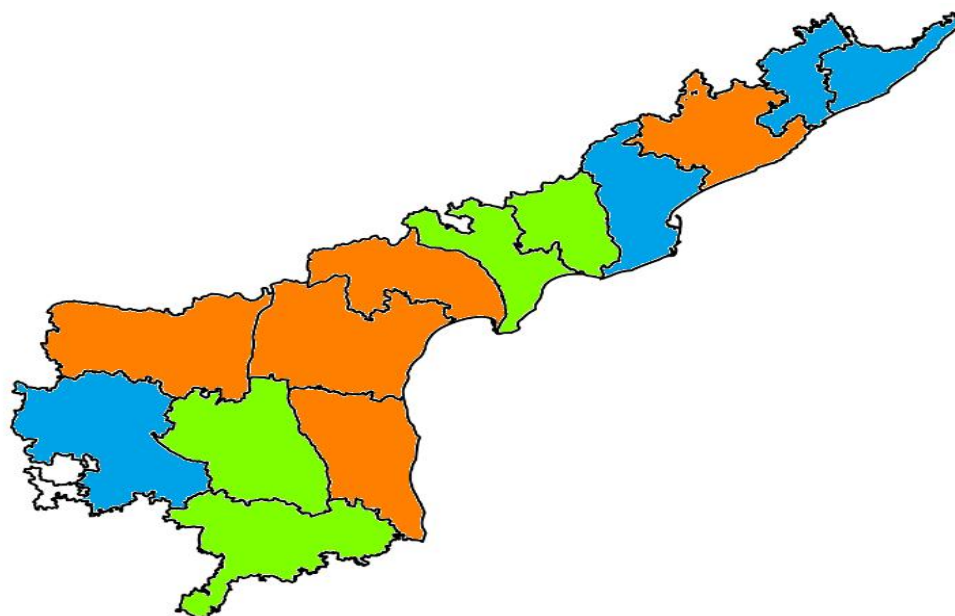
A. Background

1. Andhra Pradesh- A Brief Profileⁱ

The undivided Andhra Pradesh (A.P.), extending over an area of 2,75,045 sq. kms, is the fifth largest State in India both in terms of area as well as population. There are three main regions in A.P. - (1) Northern Circars or coastal Andhra comprising Srikakulam, Visakhapatnam, Vizianagaram, East Godavari, West Godavari, Krishna, Guntur, Ongole and Nellore districts; (2) Rayalaseema or Ceded districts comprising Kurnool, Cuddapah, Chittoor and Anantapur districts; and (3) Telangana comprising Khammam, Nalgonda, Warangal, Karimnagar, Medak, Nizamabad, Adilabad, Mahaboobnagar and Ranga Reddy districts.

There are two main regions in residual / successor A.P. - (1) Northern Circars or coastal Andhra comprising Srikakulam, Visakhapatnam, Vizianagaram, East Godavari, West Godavari, Krishna, Guntur, Ongole and Nellore districts and (2) Rayalaseema or Ceded districts comprising Kurnool, Cuddapah, Chittoor and Anantapur districts.

Picture 1 AP Map (Political)



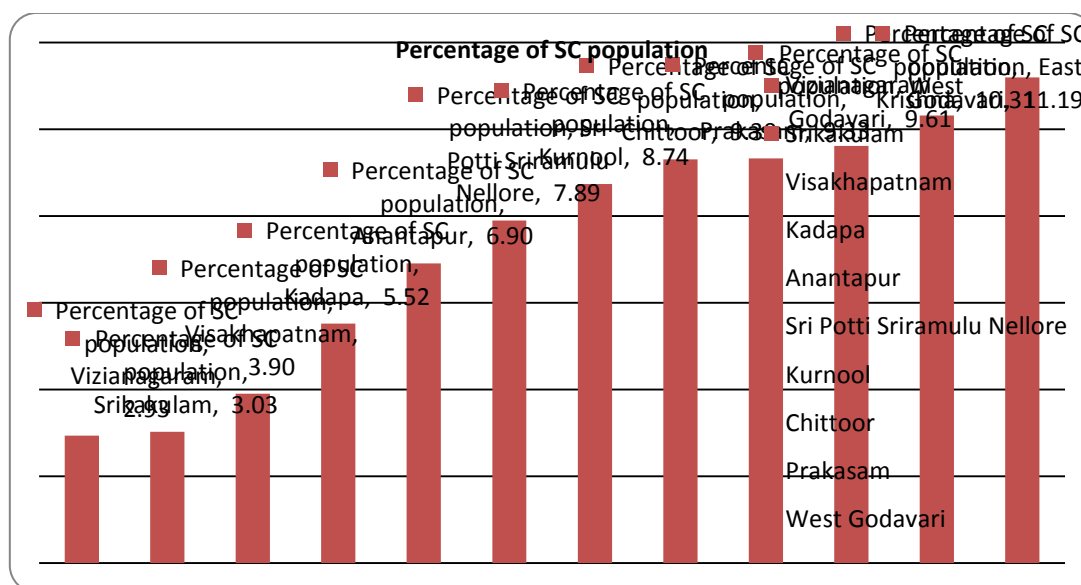
The total geographical area of the State is 160.204 lakh Square kilo meters. Out of this, 33390.6 Square kilo meters 20.55 % under Forest, the fallow lands(17739.1 SqKm) which is 10.92% of the total waste land of 15902.2 SqKm. The Agricultural uses 78383.6 Sq Km and 11880.02 SqKm Barren out of Waste land of 15902.2 SqKm.

The rainfall received during the North East monsoon period for 2012-13 was 269 mm as against the normal rainfall of 224 mm recording an excess of 20.1%. Rainfall received during the South West Monsoon period for 2012-13 was 632 mm. as against the normal rainfall of 624 mm. recording an excess by 1.3 %.

Demographic Profile of Andhra Pradesh

Andhra Pradesh (A.P.) with a population of 49.386 million in 2011. Out of this, 24.73 (50.09%) millions are males and 24.64 (49.91%) are females. The density of the State is 308 persons per square kilometer as against 382 in the country. The sex ratio in the State has improved to 996 in 2011 as against 978 in 2001. The rural population of the State in 2011 was 347.76 lakhs, the growth rate is 1.64%. The top three districts with highest rural population are Srikakulam (83.80%), Prakasam (80.40%) and West Godavari (79.50%). Aged population (population above the age of 60 years) in A.P. increased from 1.2 million in 2001 to 2.9 million in 2011.

Scheduled Castes and Scheduled Tribes: AP has a sizeable Scheduled Caste and Scheduled Tribe population. There were 8,445,398 and 2,631,145 SCs and STs respectively comprising 17% and 5% percent of the total population of Andhra Pradesh. The state accounted for about 5.07% of SCs and 3.12% of STs of the total SC/ST population of India. There are about 59 Schedule castes in A.P¹. of which the important ones are Mala, Madiga, Relli, Adi Andhra and others. Similarly there are 35 Scheduled Tribes and the important among them are Gonds, Koyas, KondaReddies, Savaras and others. The lambadis are the single largest tribal group and constitute about 40 percent of the ST population in the State. Within the state, there is a wide variation in the percentage of SC and ST in total population across districts. While the SCs are distributed throughout the state, the STs are concentrated in the hilly forest areas of Srikakulam, Vizianagaram, Visakhapatnam, East Godavari, and West Godavari. The SC and ST population in A.P. are spread across all the districts but there are some districts where these are concentrated. The SC population is highest in East Godavari and Guntur with 11% of the SCs in this district alone. Vizianagaram district has the least concentration of SCs at 2%. The ST population is highest in Visakhapatnam with 23% of the STs in this district alone. YSR Kadapa district have the least concentration of STs at 2%. The details are given in the following Figure:



¹ Census 2011, SC ST population

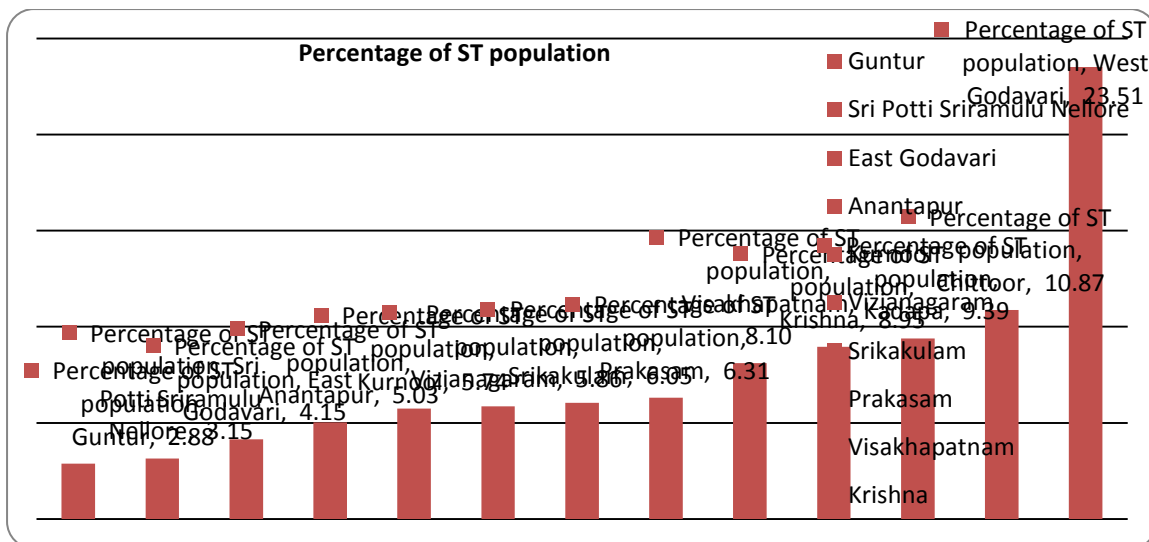


Figure 2: Districtwise ST distribution

Incidence and Characteristics of Poverty in Andhra Pradesh

Income Poverty

The state economy, as measured by growth in the real Gross State Domestic Product (GSDP), has been witnessing a strong growth phase since 2004-05. Between 2005-06 and 2007-08, while the country's economy grew at an impressive rate of 8.02%, the performance of the state economy was even more impressive with the average growth of 8.37%. The advance estimates represent a growth rate of 5.29% during 2012-13 and the corresponding All India growth rate is 4.96%. In between, despite the impact of the global slowdown, the State could muster moderate growth performance (growth in excess of 5%) during the years 2008-09 and 2011-12 while the lowest growth rate of 4.53% was recorded during the eight year period (2005-06 to 2012-13). Sectoral break-up of the growth in GSDP is presented in Figure 5. The GSDP at constant (2004-05) prices for the year 2013-14 (Provisional Estimates) is estimated as Rs. 2,50,282 crore as against Rs. 2,35,930 crore for 2012-13 (first revised estimates) including a growth of 6.08%. The corresponding growth rates are 6.34% (Agriculture), 2.16% (Industry) and 7.25% (Services). As per the provisional estimates of 2013-14, the Per Capita Income (PCI) of Andhra Pradesh at current prices increased to Rs.85,797 from Rs.76,041 in 2013-13 registering a growth of 12.8%. The Per Capita Income (PCI) at constant (2004-05) prices, has also gone up from Rs.42,186 in 2013-13 to Rs.44,481 in 2013-14, a growth rate of 5.4%². In fact, the growth in Per Capita Income of the State during this period is higher compared to All-India.

Figure 3 Sectoral Growth Rates at Constant (2004-05) prices

² Socio-Economic Survey 2013-14, Planning Department, Govt. of Andhra Pradesh (http://www.aponline.gov.in/apportal/Downloads/Socio_Economic_Survey_Book_let.pdf)

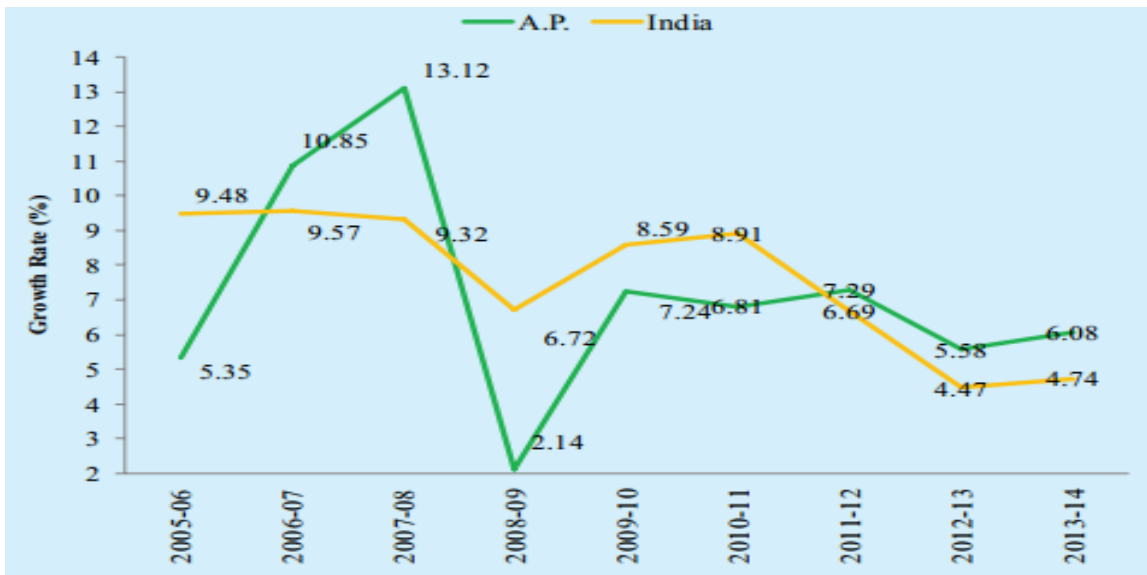
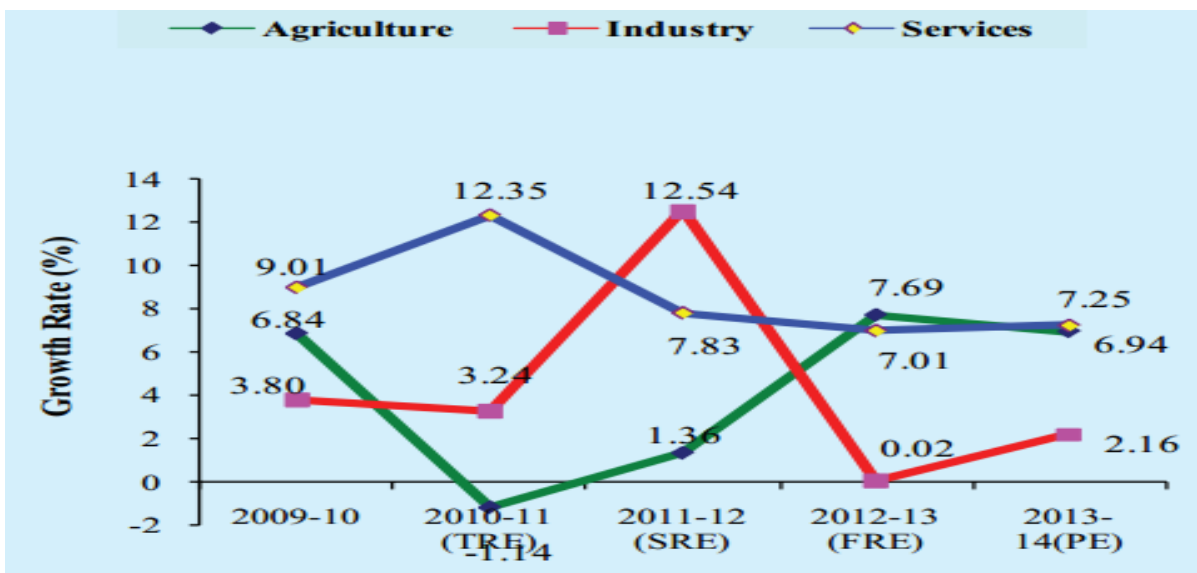


Figure 4 Sectoral GSDP Growth Rates at Constant (2004-05) prices:



Andhra Pradesh reflects a paradox:

On the one hand it has witnessed significant economic growth, growth, expanding public and private sector investments in power, road infrastructure and industry, specially IT along with falling poverty and several landmark legal and policy measures by the GOAP, on the other hand it continues to have agrarian crisis and poor social and human development indicators. The SHG revolution and strong GOAP support has strnethened and expanded the women’s self help group movement. However, transformation of this social capital to access to health, education and sanitation services and achievement of the MDGs, specially for the SC and ST households, has not been realized.

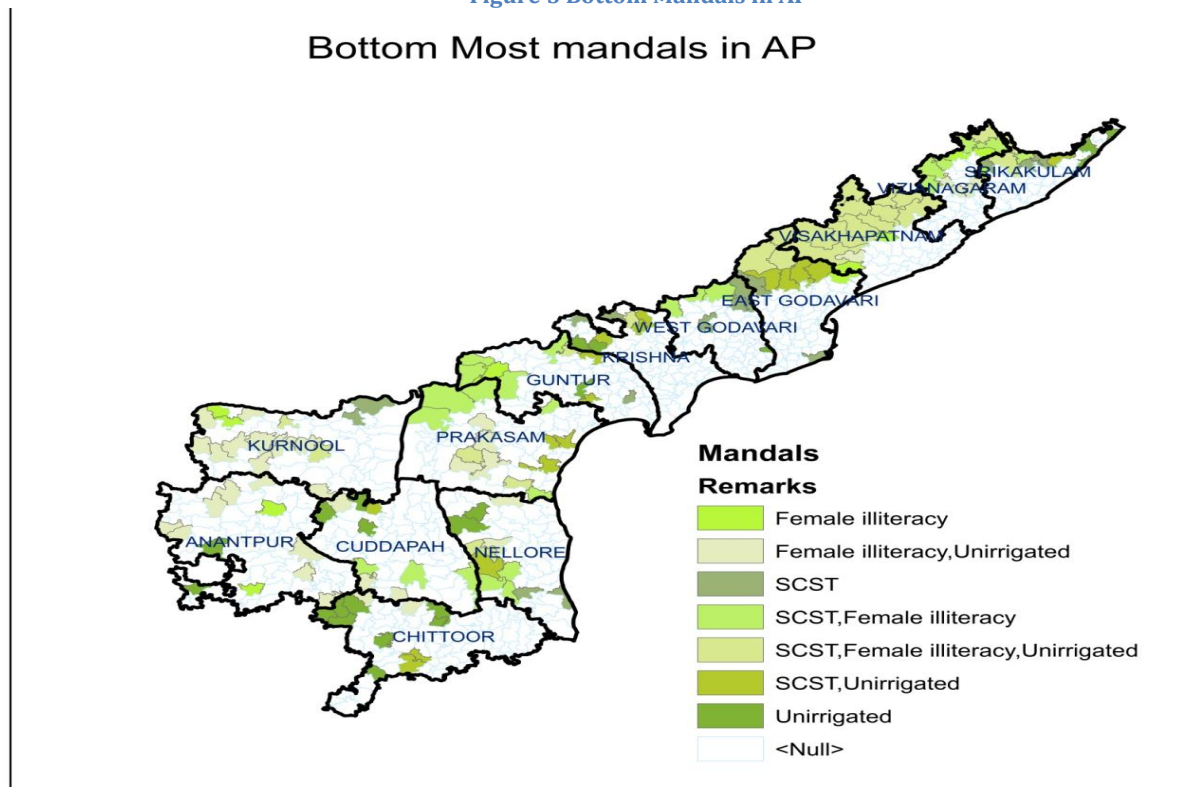
As per the official estimates of poverty released by the Planning Commission, poverty ratios of rural areas and urban areas of United AP for 2004-05 were 11.20% and 28.00% respectively and that for the State as combined was 15.80%. The corresponding figures for All India during the same period were 28.30%, 25.70% for rural and urban areas respectively and 27.50% for the Nation as combined. Over the period, the percentage of people below poverty line has

declined both for the State as well as for All India. Higher inclusive growth with increased agricultural growth, rural non-farm sector and reduction in rural-urban and social disparities are important factors for bringing in rapid reduction in poverty. However, a comparison with the Tendulkar committee reveals that, in reality, this is much higher.

Concentration of Poverty and Human Deprivation in 150 SC and ST dominated Mandals:

The macro level aggregates mask large intra-state and inter-social group disparities in levels of economic and human development indicators in Andhra Pradesh. SERP has undertaken a systematic exercise to identify those mandals that have the highest concentration poverty and human deprivation. For this exercise, three criteria were used: SC/ST Population (census 2011), highest levels of female illiteracy (census 2011) and the Mandals with higher unirrigated land (DES 2011). This exercise left out all the urban mandals notified as Class 1 & 2 towns (Municipalities). The results of the exercise are shown below:

Figure 5 Bottom Mandals in AP



Human Development and Non-Income Poverty

Though the performance of the State in human development is better than many other major states in India, it lags behind the other southern states on some human development indicators. The performance is very poor when compared to Kerala which is far ahead in Human development indicators. AP is considered to be one of the most backward states in India in terms of literacy and schooling although there was a remarkable improvement in its performance during the 1990s. The reason could be the low level of initial capital formation, particularly human capital in terms of education levels.

Table 1 Selected Indicators of Human Development across Southern States of India

States	PCI(2004-05)	MPCE (Rural)	Poverty (2004-05)	L E B (2012)	IMR - Rural(2011)	Rural Literacy (2011)	Schooling (2009-10)
India	38005	953.05	27.5	62.3	48	67.8	89.1
AP	42710	1090.28	15.8	64.4	47	60.4	94.7
Kerala	53427	1765.14	15.0	74.0	13	93.0	98.8
Karnataka	41545	887.86	25.0	65.3	39	68.7	95.6
Tamilnadu	56461	1017.07	22.5	66.2	24	73.5	98.9

Note: 1. PCI – Per Capita Income (in Rs.) in constant prices. MPCE- Monthly Per Capita Expenditure (in Rs.) NSS 68th Round; Poverty – percentage of poor persons below poverty line; L E B – Life Expectancy at birth (in years); IMR – Infant Mortality Rate (per 1000 live births); 2. Literacy is percentage of 7+ population being literates; Schooling – percentage of 5-14 age group children attending school; Poverty – Planning Commission of India; LEB – Sample Registration System (SRS) 2012; IMR – SRS (2012); MPCE and Poverty – NSS 66th round, Literacy (Census 2011), Schooling – NSS 66th round EUS (2009-10)

High Prevalence of Acute Malnutrition. The statistic of 42% of India's children being malnourished is starkly reflected in Andhra Pradesh where malnutrition among ANCs, PNCs and under-5 children continues to be a major problem. Despite good overall economic growth and overall development past one decade, Andhra Pradesh still has high prevalence acute malnourishment among children. The National Family Health Survey-3 (2006) shows that 30% of women (15-49 years) have a sub-normal Body Mass Index (BMI) and 62.7 percent are anemic. In addition, among the children under three years, 38.4 percent are stunted, 14.9 percent wasted, and 29.8 percent are under-weight. The national Family Health Survey-3 had revealed that about 6.4 per cent of all children below five years of age are severely affected in the state.

Figure 6 Malnourishment in Children

	Stunted (height-for-age)	Wasted (weight-for-height)	Underweight (weight-for-age)
Scheduled Caste	42.7%	9.5%	43.4%
Scheduled Tribe	44.2%	7.5%	45.9%
Backward Class	39.8%	10.4%	39.1%
Other	32.3%	7.1%	29.7%

Source : NFHS-3 Figures are presented as percent of children who are below 2 standard deviations from the median growth indicator value calculated from the WHO reference population

The incidence of stunting, wasting and under-weight among the SC and the ST children is substantially higher. A large number of severe acute malnutrition (SAM) cases come from the tribal regions of Paderu, Visakhapatnam, Rampachowdavaram, East Godavari, Bhadrachalam, Khammam, Utnoor, Adilabad in the state. The poor continue to spend 30 to 40% of their consumption expenditure on private health care and out of pocket expenses, often leading to

heavy debt, distress sale of assets and even migration.³ Over the past 10 years, the progress of AP towards health related MDGs has been slow. The IMR was reported to be 46 per 1,000 live births in 2010 and MMR per 100,000 live births was 134 in 2011.⁴

TFR/ IMR/ MMR: Though the Infant Mortality Rate (IMR) of the state declined from 106 in 1971 to 47 in 2012, it is still at an unacceptably high level. Further, it is still the highest amongst the southern states. Kerala, for instance, has an IMR of 13. According to estimations in NFHS III (2005-2006), in AP, about 42.7%, 12.2% and 32.5% of children below 5 years of age were respectively characterized as stunted, wasted and underweight while the all India averages were 48.0%, 19.8% and 42.5%. Close to 10% children under the age of 5 were severely malnourished in AP. Malnutrition among women is also a matter of concern for the state.

The Total Fertility Rate (TFR) of women in the reproductive age group (15-49) was highest among the STs followed by SC and OBC, and the lowest was among the 'other' community. The fertility rate has declined in Andhra Pradesh over the years, and declined to its lowest level during the 1990s (1.79) and reached below the replacement level in the recent past (2005-06). The decline in fertility rate in the state seems to be associated with the increasing rate of family planning. The percentage of ever-married women in the age group 15-49 who had gone in for family planning increased from 59.6 to 67.6 per cent between 1998-99 and 2005-06. There was a decline in fertility rate and increase in family planning across all social groups/communities but at a varying rate. The differences in fertility rate and family planning were reflected in the differences in the growth of population across social groups.

Overall, the impact of declining public investment in primary health sector is reflected: nearly one third of the child birth are still happening at home (31 %) and the MMR is as high as 195 per 100,000 live births. Full immunization rate in fact has dropped down to 46% (NFHS-III, 2005-06) from 59% (NFHS-II, 1998-99) in the last 7 years.

Education: The rural literacy rate of A.P. is 60.4 in 2011 as against 54.5 in 2001. The literacy rate of the state is lower than that of all India. The female rural literacy rate had gone up from 43.5 percent in 2001 to 51.5 percent in 2011. There was a substantial increase in attendance rates and a corresponding decrease in non-literacy in the rural areas of AP in 2011 over 2001, but there was an increase in dropout rates for all children in rural areas in the same period. The dropout rates among boys and girls were respectively 11.9% and 15.6%. There has been considerable progress in the overall literacy rate in the state which increased from 29.9 % in 1981 to 67.66 % in 2011.

Despite continuous increase in enrolment and school completion rates, dropout ratio at secondary level was 73 percent among the boys and the girls from the SCs and the STs compared to 46 percent for all pupils in 2011-12.⁵ Similarly, Annual Survey of Educational Report (ASER), 2011 also brings relatively poor learning outcomes of children attending government schools in terms of reading and arithmetic abilities, reflecting the low quality of education. Further, the proportion of the SC and the ST children below six years of age attending the pre-school is substantially lower compared to the other children. The literacy rate for SC and ST dominated mandals remains comparatively lower. Therefore, there is also a need for making investments in making public services and entitlements work for the poorest and vulnerable households.

Access to Services. Access to basic services like drinking water ,sanitation and improved energy sources, specially for the SC and ST households remains significantly lower than the overall average for the State.

³ Evaluation studies of APDPIP and APRPRP: Center for Economic and Social Studies, 2006 and 2011

⁴ Registrar General of India, 2011

⁵ Sarva Sikhsha Abhiyan, Educational Statistics 2011-12, AP

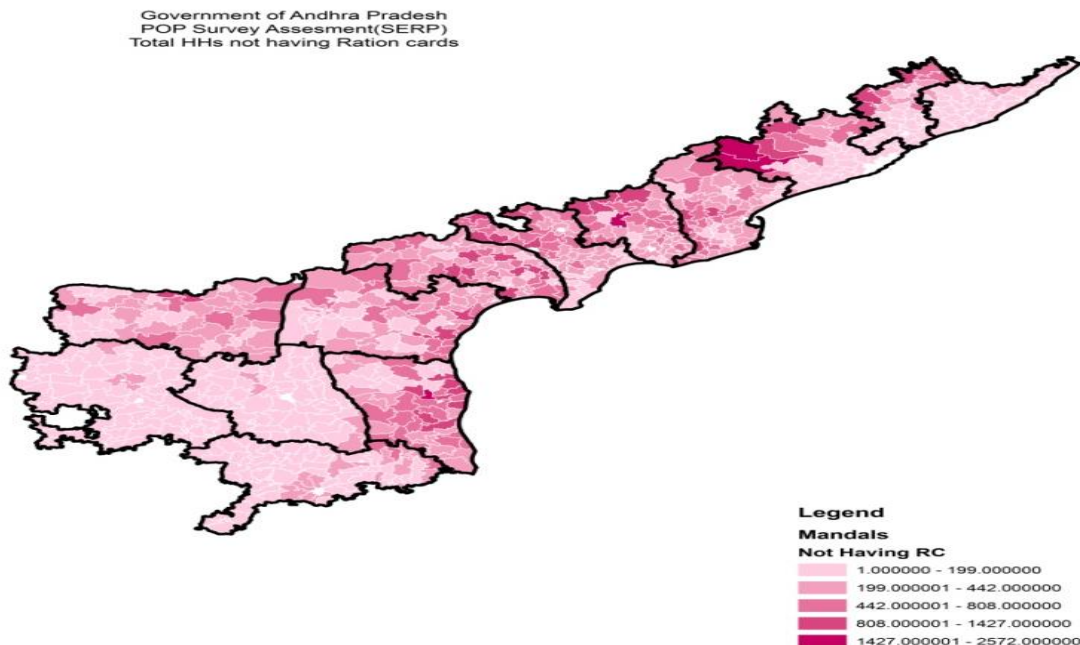
Table 2- Access to services for SC/ST Households (Census 2011)

	AP (General)	Scheduled Caste Households		Scheduled Tribe Households	
		India (Rural)	AP (Rural)	India (Rural)	AP (Rural)
Thatched huts (Kacha Houses)	15%	25%	23%	20%	25%
Drinking water within premises	43%	28%	26%	14%	15%
Households not having latrines	50%	77%	79%	84%	90%
Households having LPG connections	36%	6%	11%	3%	5%
Households using firewood, dung	59%	91%	88%	95%	94%
Households availed banking services	53%	49%	44%	43%	42%

The GOAP survey of POP households and habitations shows that more than 97000 eligible SC households are without ration cards and nearly 3,00,000 lac eligible SC households are yet to access Indiramma houses.

The coverage of sanitation facilities in schools have increased to 45.85%¹ and but in anganwadis it is only 14.57%¹. To achieve some of the critical MDGs in the sector, increase in the rate of progress in coverage as well as usage of sanitation facilities in households and schools/anganwadis need to be enhanced as a matter of urgency.

Figure 8



Vulnerabilities

The equity challenges lies in reaching out to the Scheduled castes and Scheduled tribes groups comprising 16 and 7 per cent of the total population (Census 2001).

Vulnerability is a cause, symptom and constituent part of chronic poverty. With risk aversion and a condition of resignation that is manifested in people living in chronic poverty, specific policies to reach the vulnerable become essential. At the individual and household level vulnerabilities include issues surrounding food security, malnutrition, and economic capacity of the head of the household and disabilities affecting the household. At the community level, historic marginalization of communities would result in their being systematically denied opportunities and, therefore being unable to come out of the poverty trap. At the state level, risk of natural disasters such as floods, droughts and cyclones as well as geographic isolation can affect the capability of communities to take part in the development process. Some of these vulnerabilities are analyzed and presented below in the context of AP.

A situation assessment of SCs and STs in the state with respect to parameters such as income, land ownership, health indicators, educational attainments, access basic infrastructure and basic amenities in the state indicates that although these groups have benefitted from the growth experienced over a period of time, its impact was not substantial enough to elevate them from backwardness resulting in inequalities due to social exclusion. These marginalized groups in India, as well as in the state were rooted in historical division of society that led to an establishment of social structure along lines of caste, tribe and gender. These groups were trapped in this structure and were unable to access opportunities offered by economic growth. Hence any policy framework for development, should adopt an approach of inclusive growth that would ensure benefits of growth to reach the socially disadvantaged sections of the overall population.

Persons with Disabilities (PwDs):

Poverty and disability are inextricably linked. Either one may cause the other, or their presence in combination has a tremendous capacity to adversely affect the lives of people with impairments and to impose on their families burdens that are too heavy to bear. As per NSSO Survey 58th round, the of PwDs in AP is 13,64,981 constituting 1.8% of the total population and 6.23% of the nation's disabled population. 77 % of the state's Pwds live in the rural areas with 43.8 % of the total PwDs being women.

Women Headed Households: There exist a largest percentage of rural households that are female headed in the state. Out of a total of 142.46 lakh rural households in the state, 19.77 lakh HHs are female headed that accounts for around 14% of the Households (Census 2011). It may also be noted that over 30% of the household are headed by women over the age of 60. This indicates the necessity of creating safety nets such as pensions for the older women in addition to productive livelihood options apart from pensions for the younger women in order to enable them to support their families.

HIV/AIDS Affected Households:

As per the estimates given by National AIDS Control Organization (NACO), of the total number of AIDS reported in the country in 2009 was 1,20,668, and as many as 23,905 cases, accounting for nearly 20 percent are from AP and so far, the state has recorded AIDS related deaths which is around 21 per cent of the total death due to AIDS in the country. Moreover, the state is one of the six Indian states with the highest prevalence rate Based on the prevalence rate, the number of people who tested HIV positive is around 23.95 lakh at the all-India level and 5 lakh in AP. Thus, the state accounts for around 21 per cent of the HIV positive persons in India.

Migration:

The total number of migrants as per 2001 census is reported at 1,56,22,434. If this is further broken down into duration of migration, it can be seen that those that have migrated for relatively short periods of time i.e. 1-4 years, have work as their primary reason while those that have a longer time frame have stated family reasons for migration. These migrants live in poor conditions and are generally excluded from anti poverty programmes due to which they are unable to access entitlements, without proper documents (identity proof) such as ration card, aadhar cards etc.

Table 3 Non-Institutional Debt for each size class of holding in Andhra Pradesh: 2003

S.No.	Size of land Holding in hectares	% of Farmers	
		A.P.	All India
1.	<0.01	83.1	77.4
2.	0.01-0.40	80.7	56.7
3.	0.41-1.00	74.9	47.2
4.	1.01-2.00	73.4	42.4
5.	2.01-4.00	58.5	34.9
6.	4.01-10.00	51.4	31.2
7.	>10.00	50.5	32.4
8.	All Sizes	68.6	42.3

Source: NSSO: Situation Assessment Survey of Farmers, 2003

Indebtedness: The estimated number of indebted farmer households in the state is 49,49,300 which works out to be 82 percent of these households. Out of the total indebted households, 11 percent belonged to ST, 17 percent to SC, 47 percent to OBC and 25 percent to other castes. The average loan taken by an SC household is roughly half of that taken by the average household in the state, and are almost 1/3rd of the loans availed by the socially forward groups. Sources of financing outstanding debt varied across the land holding size groups. The outstanding debt of the sub-marginal land holder (land possessed less than 0.40 hectares) households was financed mostly by non-institutional agencies (Table 1.3). In Andhra Pradesh, non-institutional agencies accounted for as high as 80 per cent of their outstanding debt for marginal farmers which clearly indicate their exclusion from access to formal credit. This indicates the need for targeted financial inclusion of the marginalized sections in the society.

Table 4 Nutritional Status of Children 2005-06

Indicators		AP	India
Children			
Weight for Age (Underweight)	Below 2 SD	32.5	42.5
	Below 3 SD	9.9	15.8
Height for Age (Stunting)	Below 2 SD	42.7	48
	Below 3 SD	18.7	23.7
Weight for Height (Wasting)	Below 2 SD	12.2	19.8
	Below 3 SD	3.5	6.4
Anemia (All)		70.8	69.5
Anemia (Severe)		3.6	2.9

Source: Human Development Report 2007-AP

Child Sex Ratio: The child sex ratio in Andhra Pradesh has come down alarmingly to 939 as per 2011 census, from 961 in 2001, indicating the continuing preference for boys. The overall sex ratio, however, has gone up from 978 in 2001 to 993 in the 2011 census. The child sex ratio, despite the decline, is better than the national average of 919. The proportion of the child population (0-6 years) to the total population of the state has declined from 13.35% in 2001 to 10.81% in 2011. All the districts have shown this decline

Gender Parity: In recent times, Gender issues have emerged at the central stage of development process. Reducing gender inequalities in the society and empowering women is a major concern of policy makers and planners. Discrimination of women based on their gender occurs throughout their lifecycle starting with their survival, which by itself is the first challenge. There exists evidence that women's empowerment results in reduction in gender disparities in human development. Expenditure patterns are geared relatively more towards development inputs, such as food, health and education, if women control cash income (Ranis et

al.2000). The access to resources enhances the economic status of women. The improved economic status coupled with the participation of women in decision-making at the household level results in household budget allocations more in favour of women and children. With this perspective, some critical areas of causality such as sex ratio aberration, preference for the son, neglect of the girl child in various areas like nutrition, immunization, literacy and education, healthcare, marriage, childbirth and employment of women, women protection and security depict the overall status of women and the level of gender development in the State.

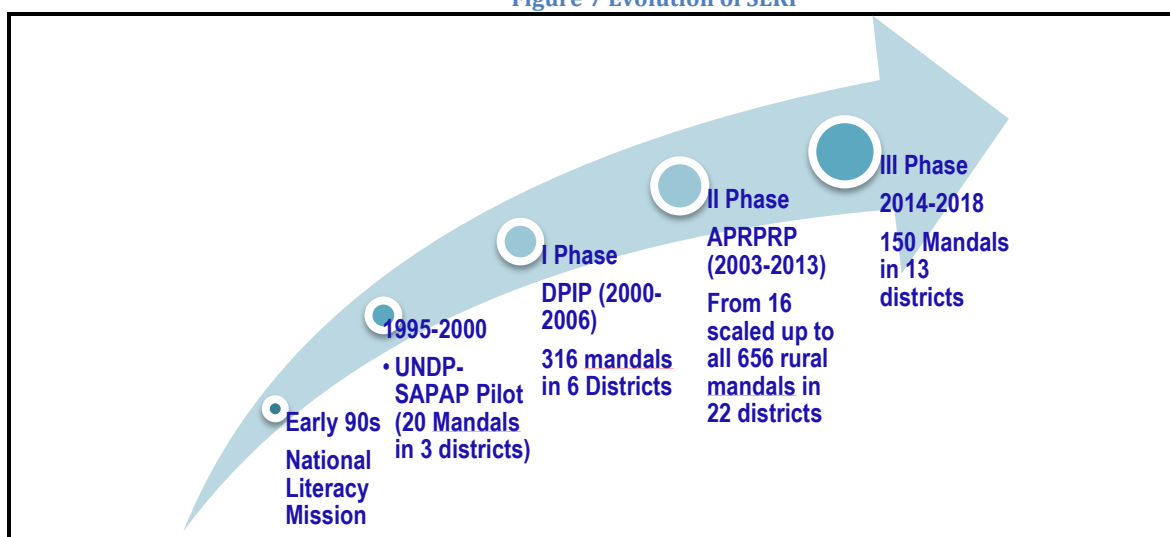
Society for Elimination of Rural Poverty

Indira Kranthi Pratham (IKP)

For more than a decade, SERP has been implementing the **IKP** programme across the state. This is a State-wide, community demand driven rural poverty alleviation project aiming to cover all rural poor households in the state. The main objective is to enable the rural poor in the state, particularly the poorest of the poor, to improve their livelihoods and quality of life. IKP focuses on rural poor families in all the 656 Rural Mandals in 13 rural districts of the State. IKP has evolved into one of the largest⁶ poverty reduction initiatives in the world with an outreach of 7.1 million households. IKP has evolved in two phases as two projects.

Evolution of SERP

Figure 7 Evolution of SERP



Andhra Pradesh District Poverty Initiatives Project (APDPIP). The first Phase was Andhra Pradesh District Poverty Initiatives Project (APDPIP) in 6 districts in 2000. The genesis of APDPIP dates back to 1994-95 when the early proposals were drafted by the Government of Andhra Pradesh for social assessments and capacity assessments of the districts in 1997-99. The experience of South Asia Poverty Alleviation Project in Mahabubnagar, Anantapur and Kurnool culminated in a unique way forward for reducing the poverty during 1995-2000. Based on experience, a proposal for a project with a huge coverage was made in March 2000. The project, APDPIP, was sanctioned in May 2000 and it was formally launched in June 2000. APDPIP covering 316 Mandals in 6 districts with an outlay of Rs.654.00 crores was launched on 14th June, 2000. The project duration was upto December, 2006 and covered about 9.3 lakh poor households.

Andhra Pradesh Rural Poverty Reduction Project (APRPRP). The second phase APRPRP had similar objectives as APDPIP, but with greater emphasis on convergence with government schemes, strengthening the multi-tiered institutional community structures, financial inclusion, livelihoods, land access and social protection services. The project also built upon on the several important initiatives in the country and in the State, over the preceding 10 years. This included the UNDP South Asia Poverty Alleviation Project (SAPAP), AP Government's investments in institution building through thrift and credit based women Self Help Groups (SHGs) focused on capacity building through social and economic mobilization of women and developed innovative participatory approaches involving women SHGs for Community Based Convergent Services. Development programs like literacy, preventive health care, girl child education, elimination of

⁶ The nearest comparable initiative in the region is that of Grameen Bank which has reached 8.3 million households in Bangladesh.

child labor etc. were dovetailed to the thrift and credit activities undertaken by SHGs. NABARD supported self-help group (SHG)-Bank linkage program also had good progress in the State. In particular the project formed part of a progression of Bank projects in India using a community driven development approach, with increasing focus on community organizations addressing voice and participation, human capital, livelihoods, governance and incentive oriented government response. The project directly built upon the Andhra Pradesh District Poverty Initiative Project (APDPIP) and included: (i) expansion of the geographical coverage to the entire state; (ii) sharper focus on the poorer; and more vulnerable members (e.g., persons with disability) of rural communities; (iii) emphasis on livelihood issues of the poor with a focus on sustainable rain-fed farming systems and non-farm employment opportunities; (iv) pilots on community-based land purchase, and social risk management instruments to reduce risks face by the poor; and (v) inclusion of other stakeholders, especially local governments and the private sector in preparation implementation.

APRPRP in 16 districts introduced in 2003. The APRPRP commenced with an outlay of Rs. 1486 crores covering 548 backward mandals in 16 districts of the State. APRPRP also covered 260 coastal fishermen villages in non-project mandals. In 2004, APRPRP was extended to all the 1097 rural mandals of the 22 rural districts of the State. After the closure of APDPIP in 2009, APRPRP was extended to all 1098 rural Mandals in all the 22 rural districts.

Achievements and Accomplishments

The goal of the long-term rural poverty reduction program is to help enable the poor to overcome poverty through a holistic approach of facilitating and promoting empowerment, creating opportunities, providing mechanism for social security, and working for equity. IKP has achieved significant poverty reduction and social and human development outcomes over the last decade. The community institutional platforms and substantial pool of social capital resulting directly from project investments have provided *peer support in crisis, improved access* to livelihood services, leveraged financial services, and delivery of public services in the last mile. iv. The project facilitated the poor and their institutions to *command considerable market share* in formal markets, covering financial, commodity, job, markets and safety nets (discussed further below under relevant indicators). The last mile service delivery through the institutional platforms of the poor have *impacted the the way several existing programs are administered*. For instance, setting up help-desks for poor viz. = case managers 'at Primary Health Center (PHC) or = bank mitra '(banking facilitators) in a rural branch of commercial bank have significantly enhanced the access to services for the poor. Similarly, the community procurement of AP/NTFP commodities has impacted administration of Government procurement operations under Minimum Support Price (MSP) schemes.

APRPRP is one of the largest social inclusion program targeting women from the poorest and most vulnerable communities and marginalized groups like SC, ST, particularly vulnerable tribal groups (PVTG), differently-abled persons (DAPs), migrants, etc., to get program benefits and efforts to mainstream them. The project's interventions have enabled the poor and poorest households to reduce impact of shocks and vulnerabilities, acquire assets, and enhance incomes, increase consumption, and link with markets. A snapshot of achievements is presented in following table.

Table 5 IKP Progress as on March 2014

Initiative	Output	Remarks
------------	--------	---------

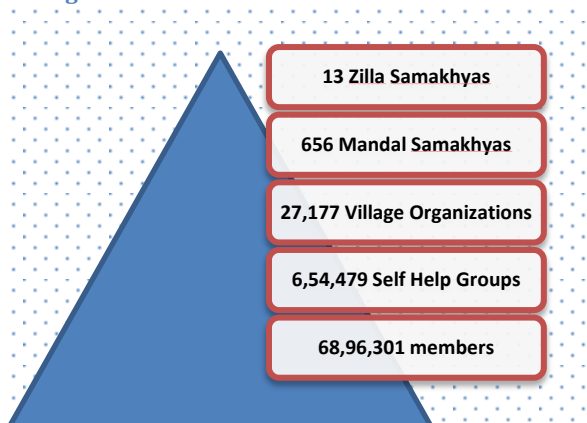
Initiative	Output	Remarks
SHG membership	7,006,559	Largest in the country with 20% of total SHG members in the country.
Institutions of Poor	659,926 SHGs, 27,177 Village Organizations, 656 Mandal Samakhyas and 13 ZillaSamakhyas	Unique institutional structure in the world for the institutions of the poor.
Social Capital Created	83,841	Members of the community involved in the functioning of the project.
Community Investment Fund	Rs. 510.89 crores	Seed capital with complete freedom for management given to community organizations.
Bank Loans	Rs.44026.01 Crores Cumulative	Highest in the country with 50% of all the bank loans to SHGs in the country.
Vaddi Leni Runalu (interest reimbursement)	Rs.898.05 crores	Unique in the country. Interest over and above 3% on bank loans reimbursed to SHG members for prompt repayment of bank loans.
Food Security	1 Laksh 36X36 Models Developed	Food Security at the door steps of the poor. Innovative agricultural practices to make families nutritionally self sufficient.
Land Purchase	2767 acres	Ready to use fertile land with assured irrigation given to the poor.
Land Access	6.2 lakh land disputes, 19.0 lakh acres of land restored to the poor	Justice at the door steps of the poor and facilitation of the land access.
Community Managed Sustainable Agriculture	22.93.0 lakh acres across 8,004 villages in 2013-1. Around 0.6 lakh households benefited under 36*36 model (SRI Paddy and poly crops). 21559 households benefited under PoP strategy. Rs. 95 Crore worth of rain water harvesting done benefiting 19852 Sc/ST households.	Pesticide free cultivation to save Rs.3000/- to Rs.15000/- per hectare. Largest initiative in world.
Dairy	933.63 lakhs litres of milk procured since inception. 81.09 lakh ltrs of milk procured during year 2014-15. 9493 SHG women benefitted since inception. 105 APBN fodder nurseries developed.	Incremental income of more than Rs.5/- per liter to the farmer.
Social Security	32.50 Lakh women enrolled in Abhayastham scheme, 3.58 lakh pensions disbursed. 38.00 lakhs landless labour enrolled in AABY. 24.35 Lakh SHG members covered in JBY.	Largest social security scheme in the country.

Initiative	Output	Remarks
Disability	2.65 lakhs PwDs, in 27,720 exclusive SHGs. 88 neighbour centres established. Bank linkage accessed to PwDs to a credit of Rs 257.92 crores since inception.	Largest initiative in the country to organize persons with disabilities.
Health and nutrition	2465 NDCCs, 3 Crores mobilized as health safety net. 300 Health CRPs. 95% safe deliveries of women enrolled at NDCCs. No maternal, infant and neonatal deaths regarding the women enrolled at NDCCs.	Targeted model of ensuring adequate nutrition and health outcomes at village level.
Education	2205 ECEs with 40000 children. QIP in 40 Mandals with with 40 MS education sub-committees and 656 VO Education sub-committees.	Comprehensive interventions on child education.
Gender	35689 Cases resolved by Family Counseling Centers. 656 Mandal level social action committees with 5010 members. 7948 VO Social action committees. 355 Family counseling centres. 418 CMFCCs in 13 districts.	Social issues pertaining to women and their equal status within and outside the family

Institution Building and Capacity Building

IKP has mobilized 68,96,301 rural women in 6,54,479 SHGs organized into 27,177 Village Organizations (VOs) at village level, 656 Mandal Samakhyas (MSs) at Mandal level, and 13 ZSs at the district level thus covering all the rural mandals and districts in the State, covering 90% of the identified poor households in the State. In addition, The state wide network of CBOs of the rural poor households has empowered them and enhanced their voice and agency in relation to their social, economic, and political objectives.

Figure 8 Social Mobilization and CBO Structure at SERP.



SERP believes in inclusive growth where special focus is given to poorest of poor and the most vulnerable groups. Our SHG membership pattern in the following table reflects social inclusion.

Table 6 Social Category wise SHGs Members up to 2013-14

Category	Members	Percentage	SHGs	Percentage
SC	15,72,748	22.80	1,54,040	23.56
ST	3,17,209	4.56	31,438	4.8
BC	18,07,109	26	1,79,099	27.37
Minority	4,32,173	6.6	4,32,173	6.6
Other members	27,67,062	40.1	2,46,771	37.7

Financial Inclusion and Capitalisation

The state wide network of CBOs of the rural poor women have built up enormous financial capital base through savings of Rs.3045.11 crores and a corpus of 3965.65 Crores.

To encourage the poor including disadvantaged groups and communities to access the credit facility services seamlessly **Community Investment Fund(CIF)** from project side, and linkages from bank's side are provided to the poor women SHG members to improve their Livelihoods. CIF supports the poor in prioritizing their livelihood needs by investments in sub-projects proposed and implemented by the Community Based Organizations(CBOs).

SERP facilitated bank loans of Rs.44026 crores to SHGs as on January 2014. To reduce the financial burden on the self-help groups, the Government is implementing "Vaddi leni Runalu" with effect from 1.1.2012. Under this scheme the interest on bank loans by SHGs is paid by the Government for prompt repayment.

Government of Andhra Pradesh, in association with 656 Mandal MahilaSamakhyas (MMS) of SHGs, have promoted '**STHREE NIDHI**' Credit Cooperative Federation Ltd to address the issues of inadequate finance and to ensure timely availability of credit, preferably within 48 hours, for meeting emergent and other needs of the poorest of the poor. Rs 277 Crores expenditure incurred by the Govt under paavala vaddi & vaddi leni runalu.

Sustainable Livelihoods

Land Purchase and Access Initiatives: SERP has implemented land purchase program for poorest of poor and provided access to 2767 acres of ready to use land with irrigation facilities to the poor. Land access to the poor aims at enabling and supporting the poor in getting enhanced access to land in convergence with revenue department.

Community managed Sustainable Agriculture: CMSA is meant to support the poor farmers to adopt sustainable agriculture practices to reduce the costs of cultivation and increase net incomes and thereby improve and sustain agriculture based livelihoods. The Flagship programmes identified under CMSA during 2013-14 are POP Strategy, 36 X 36 models and SRI Paddy. POP strategy facilitates the land lease to the landless labourers and promotes CMSA practices in these lands. CMSA is being implemented in convergence with MGNREGS and Rain Fed Sustainable Agriculture (RFSA) that is being implemented in 13 Districts.

Livestock and Poultry Development Initiative: Under the programme, the Community Based Organizations are managing 133 BMCUs and procuring milk. The process of ensuring Minimum Support Price to milk has now gained momentum and the focus has changed to strengthening backward linkages to dairying while ensuring additional incomes through allied activities like backyard poultry rearing and small ruminant rearing by the Poorest of poor families belonging to SC and ST community in the first phase.

Knitting Rural Self Help Enterprises (KRuSHE): KRuSHE wing under SERP envisages integrated approach of building marketing infrastructure, linking markets and providing access to credit, technology (environment friendly), skills, design and institutional development to the rural enterprises. In order to achieve its objectives, KRuSHE has evolved a holistic approach with focus on the whole cluster with the objective of strengthening both backward and forward linkages by working with various other Govt., Non Govt. organizations and Private sector stakeholders. KRuSHE has been conceived to strengthen both forward and backward linkages with marketing as its core component.

Human Development

Gender Strategy: The Gender strategy envisages that the poor women are able to access and exercise control over assets, incomes, and all services available at the village and individual level. Gender programme helps preventing discrimination against girl child and in tackling domestic violence helps women to increase their understanding of intra family equity issues, decision making levels, freedom of mobility and necessity of building a safe environment. Under this component, 656 Mandal Level

Social Action Committees are formed with the membership of 6560 members. Community Managed Family Counseling Centers run by SHG women are 418. Number of Village Organization Social Action Committees formed up to March, 2014 are 9106 with a membership of 91060.

Persons with Disabilities: Persons with Disabilities are among the poorest and most vulnerable of the poor. The Programme has extended support to enhance their livelihoods by creating accessibility to government benefits and entitlements. Provision of assessment, treatment and rehabilitation services were made through community managed interventions.

Health & Nutrition Intervention: Health & Nutrition Intervention is implemented in 150 pilot mandals covering 3136 Village organizations of the state. The extensive health & nutrition strategies being adopted across 150 mandals include fixed schedule for regular capacity building of stake holders at the mandal and district levels, institutionalization of the fixed Nutrition and Health Days (NH days) in convergence with line departments and regular health savings. There are 2465 NDCCs to take care of the members attending these NDCCs.

Community Managed Education Services (CMES): Community Managed Education Services operates Early Childhood Education (ECE) centres, Quality Improvement Program and monitors quality of education in Government schools.

Social Safety Nets and Entitlements: Dr.Y.S.RAbhaya Hastham covers SHG women over and above group 18 in rural and urban areas to provide social security in their old age. This scheme envisages contribution of Re. 1 per day by the SHG woman and Government co-contribution of Re. 1 per day into her pension account. The contribution of the member and the co-contribution of the Government are periodically transferred to LIC of India for investing diligently for securing better returns on the investment. The corpus thus generated till the age of 60 years will be used for giving monthly pension of minimum of Rs. 500 and maximum of Rs. 2,200 per month. It also covers insurance to the women who are enrolled under the scheme, in addition to the monthly pension. Aam Aadmi Bima Yojana (AABY) covers insurance for landless agricultural labourer and SHG women are covered under Janshree Bima Yojana (JBY). Government is distributing Social Security Pensions through MPDOs and banks (through smart cards) to Old age persons, Weavers, Widows, Toddy Tappers and Disabled Persons. The State has the largest ever social security net target of providing pensions every month to around 43 lakh persons comprising old-aged, disabled and widows across the state.

OUTCOMES AND IMPACTS

The key outcomes of the *Indira KranthiPatham* (APDPIP/APRPRP) have been studied by external agencies such as the Centre for Economic and Social Studies (CESS) as well as the World Bank. Some of the key outcomes identified are:

- Reduction in Poverty among IKP Participants.
- Increase in Income. Increased average household income by 90% (as against the increase of 48% in the income of the non-project beneficiaries), during the project period of 6 years of Andhra Pradesh District Poverty Initiatives Project.
- Decreased dependence on wage labour and distress migration. Wage labour households could invest in household dairy, sheep-rearing, non-farm enterprises, land and housing
- Increased average household asset value by more than 30% per year.
- Increased average household expenditures on food (42%), education (204%) and decreased household expenditure on interest payments (- 43%).
- Increased women member awareness about their rights and duties; increased independent economic activities; solidarity from their own organizations
- Increased self-management and self-governance in the SHG-VO-MS-ZS institutional networks of poor and their emergence as efficient micro-finance institutions and fund managers with increased S.H.G - bank linkages.
- The immense social capital in the form of thousands of leaders, activists and community resource persons with capacities/skills in – accounting, micro-finance, dispute resolution, intermediation, business management, livelihoods assessment, micro-planning, representation, procurement and marketing management etc. **In fact, this is the most important outcome of the *Indira KranthiPatham*.**

- Increased demand for the services of the institutions of the poor to solve the problems at various levels - household to district level. The poor look up to the CBOs as social guides and livelihoods advisers

IKP has not only delivered these results at household and community level but also had a profound systemic impact leading to policy reforms for building pro-poor ecosystem in the State akin to what is normally achieved under Programmatic Lending or Development Policy Loan operations. Some of the significant achievements are reflected by the outcomes and impacts created by the project at household level, community level and system level,

IKP has delivered transformative results at the national (the GoI's new livelihoods strategy around National Rural Livelihoods Mission effectively builds on their experiences), *regional* (new generation livelihood projects in SAR embrace lessons from AP), and even *global level* (they introduced a compelling new 'technology' of development raising interest for collaboration with in community practice in the World Bank as well as among client governments). Please Refer **Error! Reference source not found.** Annexure

2. Andhra Pradesh Rural Inclusive Growth Project

The Government of Andhra Pradesh has the goal of making the State poverty free by 2017 through a strategy of including the poor in the benefits of economic growth and human development outcomes. In achieving this goal, the GOAP aims to leverage the existing institutional platforms of the rural poor and scale up the rural poverty reduction initiatives to promote inclusive economic growth and access to human development and social development services.

The GOAP is preparing and will be implementing the AP Rural Inclusive Growth Project (APRIGP) with the technical and financial assistance of the World Bank. The objective of the project is 'to enable selected poor households to diversify and enhance sources of income and secure increased access to human development services and social entitlements'. APRIGP will integrate the small and marginal farm and off farm producers to urban markets by making them competitive through value addition and creating jobs for the youth in semi-urban and urban locations. Improving access to services such as education, nutrition, etc. and increased coverage of social safety net and social risk management programs help poor to share benefits of economic growth. The project also supports the Government of India's "Finance Plus" approach by investing in building and strengthening community institutions that can foster higher order impacts. Firstly, it will aim to bring various social protection schemes together on to one synergistic platform (gender, nutrition and health and livelihoods leveraging major schemes such as ICDS and NRHM. Secondly, it will invest in ICT and social accountability and transparency mechanisms for improving service delivery in a sustainable manner. Finally, innovations such as alternate service delivery models, Public-Private-Community-Partnerships (PPCP) will be the key drivers of this project for larger sustainable impact and bringing quality of life in the poorest of the poor in an inclusive manner.

Project Development Objective

The Project Development Objective (PDO) of APRIGP is to enable selected poor households, with an extra fillip on Scheduled Castes and Scheduled Tribes, to diversify and enhance sources of income and secure increased access to human development services and social entitlements. This would be achieved by supporting Government of Andhra Pradesh State in scaling up the rural poverty reduction initiatives and the existing institutional platforms of the rural poor under previous IDA supported APDPIP and APRPRP with an emphasis on inclusive economic growth and access to human development and social protection schemes/ services. These programs will be implemented in selected 150 mandals of selected geographies (about one third of the state) based on social stratification, value chain potential, and inclusion deficit in HD indicators and access to services and entitlements. Lessons from this project will be concurrently taken to other Mandals in the State.

The four key pillars on which APRIGP is structured are:

- **Livelihood Development:** Livelihood Promotion through a value chain approach in key livelihood sectors
- **Human Development:** 'Life cycle approach' to the achievement of MDGs in Health and Education
- **Social Development Safety Nets and Entitlements:** Leveraging existing institutional platform to ensure reliable and universal access to entitlements
- **Technical Assistance, ICT and Partnerships:** Leveraging innovations, best global / national experiences and technologies for implementing each of the above 3 pillars

Project Components

Based on these pillars, APRIGP is proposed to have these five components:

Component 1: Value Chain Development through Producer Organizations

Component 2: Human Development:

Component 3: Social Development, Safety Nets and Entitlements

Component 4: ICT, TA and Partnerships

Component 5: Project Implementation Support

Project Beneficiaries

APRIGP will be implemented in selected geographies based on value chain potential and inclusion deficit in accessing services and entitlements and entitlements. The project will cover about 10,000 villages and 7 lakh POP and SC/ST Households,. These were identified based on the following parameters

- SC/ST population within a mandal (Data taken from census 2011)
- Female illiteracy in the mandal (Data taken from census 2011)
- Mandals having more unirrigated land (Data taken from DES-2011)
- All the Urban Mandals notified as Class 1 & 2 towns (Municipalities) are excluded from the list

Key Results Indicators

The key results indicators for the proposed project would be as follows:

1. Diversified and enhanced source of income of 250,000 producers in selected project mandals
2. 250,000 poor households obtain improved human development status
3. 500,000 poor households are covered by social security and entitlement programs

The beneficiaries under the project would constitute more than 50% of the SC/STs living in the target 150 mandals.

Project Scope and Strategy

The proposed project will focus on the following transformational strategies and approaches for shared prosperity and reducing poverty in Telangana:

- Enabling small and marginal farmers and dairy producers move significantly up on the value chain by aggregating producer organizations on the pattern of Amul and making investments in value addition and processing to enable strong linkages with markets. Leveraging the gains from the practice of sustainable agriculture over 3 million acres, the project will develop niche markets in organic and fair trade sector through strong partnership with large agri-businesses.
- Building on the results achieved through community organization in earlier projects, the project will forge a convergence with existing public sector and civil society initiatives, in order to help Telangana improve its human development outcomes (including the MDGs) and ensure that the poor and the vulnerable share in these gains.
- Building an ecosystem for attracting investment for 'solutions', 'innovations' and 'value creation' for reducing poverty and working with diverse set of players including social entrepreneurs, established cooperatives and private sector, in contrast to earlier public sector centric approach.

- Encouraging knowledge exchange, technical assistance and rigorous monitoring and impact assessment using both national and international resources.

Telangana has enabling conditions for achieving inclusive rural growth which will lay down lessons for other States. There are active TA partnership and knowledge exchange arrangements between Telangana and several other poorer States including Bihar, Chhattisgarh, Jharkhand, Madhya Pradesh, Maharashtra, Rajasthan, etc. under National Rural Livelihood Project (NRLP). Lessons learnt from Telangana will be applied concurrently in lagging regions and in NRLP to reduce the learning curve as rural livelihood programs get implemented in these regions.

Project Area

The proposed APRIGP is to be implemented in 150 most backward mandals representing all politico-agro-climatic regions of the State. The following table gives the overall coverage of the proposed APRIGP project.

Table 7 Overall Coverage of Mandals under APRIGP

S.No.	District	No. of Mandals	Total Mandals	% Covered
1	Anantapur	12	63	19.0
2	Chittoor	12	66	18.2
3	East Godavari	10	58	17.2
4	Guntur	10	57	17.5
5	Kadapa	10	50	20.0
6	Krishna	8	49	16.3
7	Kurnool	17	54	31.5
8	Nellore	11	46	23.9
9	Prakasam	15	56	26.8
10	Srikakulam	11	38	28.9
11	Visakhapatnam	14	39	35.9
12	Vizianagaram	12	34	35.3
13	West Godavari	8	46	17.4
	Total	150	656	27.3

Selection of Project Districts and Mandals

An important parameter in the selection of backward mandals is the proportion of predominance of SC / ST habitations within the mandals. In the APRIGP mandals, there are 1833 habitations with more than 40% SC population and 7240 habitations with more than 40% ST population. This indicates that the Project has larger focus on Scheduled Tribe habitations with coverage of 59.2% of the overall habitations covered in the Project.

Project Components

A summary of the Project Components is given below:

Component 1: Value Chain Enhancement through Producer Organizations (US\$ 60 million): This component will work with those small and marginal producers who have built up productive assets and have previously participated in productivity improvement and technology introduction programs. The focus of this component will be to add value through investment in economic organizations of small and marginal farmers like producer organizations and producer companies and investments in value addition, quality enhancement and partnerships with agribusiness enterprises in private and cooperative sector. Special programs will be developed for promoting economic organizations focused on tribal and

indigenous producers. Value chain approach will be adopted in key sub-sectors like agriculture (grains like paddy, maize, red gram, green gram, etc.), plantation and horticulture crops (fruits and vegetables, cashew & coffee) which have potential to scale up and impact large number of poor households. The proposed project will tap the market opportunities arising from consumer led innovations like organic value chain, fair trade, etc. taking advantage of farmer mobilization under Community Managed Sustainable Agriculture initiative. Cluster approach in promoting rural non-farm enterprises, handicrafts, handlooms and other specialty goods with strong geographical identity will be adopted to open up new opportunities for the small rural producers to participate in urban markets.

The identification of value-chains or clusters could take two routes (a) resource based approach or producer driven value chains based on pre-dominant activity in the area (for e.g. food grains, handloom, handicrafts, etc.), and (b) market induced approach or buyer driven value chain (for e.g. dairy, fresh fruits and vegetables, etc.). The key organizing principles for this component include strengthening support systems like community based extension, collective inputs supply and output marketing, appropriate technology, skill development, local value addition, logistics and market linkages and bundled service provision for improved productivity and competitiveness of small holder production systems. This component will invest in TA, training and institution building, small scale productive infrastructure and viability gap funding for selected value chain investments.

Component 2: Human Development (US\$ 30 million): This component will invest in a 'lifecycle approach' to achieving MDGs in health and education, focusing on the various phases of an individual's life, and specifically target poor households and vulnerable segments of the population (such as adolescent girls, pregnant women and children under two years of age) that may not have benefitted adequately from previous government interventions. Two alternative modalities for achieving this objective will be supported and assessed for their effectiveness/viability. First, the project will support the expansion and enhancement (including better targeting) of the offerings of the Nutrition Cum Day Care Centers (NDCCs) created under the earlier Bank supported Andhra Pradesh Rural Poverty Reduction Project. These programs have enabled poor households to access health services entitlements, improve their health and nutrition status and reduce health expenses. The enhancements will involve the provision of additional health, nutrition, child rearing and sanitation services to the ones already being provided. The expansion of the NDCCs and early childhood education center will entail the inclusion of specific tribal areas of the State, with packages introduced to cater to the unique needs of these tribal populations. Second, the project will support the implementation in selected blocks of the recently issued government order (No. 249) that aims, through a program called "Maarpu," to facilitate the convergence of existing flagship government programs in health and nutrition (such as ICDS and NRHM) with the demand side interventions being promoted by SERP. Maarpu has eight key components ranging from the implementation and monitoring of 20 key interventions that are expected to reduce MMR, IMR and malnutrition to convergence in service delivery at the habitation level and convergent behavioral change communication (BCC). The Social Observatory set up by DIME in collaboration with the WB livelihoods projects in India is measuring the impact of NDCCs in Andhra Pradesh. The baseline collected by them will be used for undertaking rigorous impact evaluation of the two modalities in order to assess their impact on the outcomes of interest and, further, to facilitate a scaling-up of the preferred model across the state.

Community-based organizations have also partnered with the Department of Education to establish early childhood education centers and offer higher education for poor children. Building on such initiatives, the project will help strengthen community mechanisms to improve the functioning of school systems and their social accountability. Provision of supplementary learning opportunities to children from poorest households will also be made.

Overall, the component seeks to build on program innovations in Andhra Pradesh and elsewhere in order to improve access of the poor and vulnerable to good quality nutrition, health and educational services. The key organizing principles for this component will be the targeted mobilization of poor households, and the bundling of community contributions, public

services and entitlements through convergence with existing flagship government programs like ICDS and NRHM for effective last mile service delivery. Annual consumer feedback surveys/service delivery reports will also be supported to identify specific areas of public service improvement. This component will finance TA, institution building, one time revolving grant and robust M&E including Impact Assessment Systems to assess impact of various interventions.

Component 3: Access to entitlements and social development (US\$ 20 million): Access to social safety nets and entitlements will be the core agenda in the strategy for inclusion of the poorest households. This component will invest in leveraging existing institutional platform to ensure reliable and universal access to entitlements and public services (like food security, MNREGS, social pensions, scholarships, etc.). The project will support convergence strategies with the government departments and agree upon business process re-engineering for streamlined enrollment processes and delivery of key entitlements. Assistance will be provided for technology up-gradation assistance for improved efficiency, transparency and social audit mechanisms in the last mile. Besides, strengthening the existing smart card and UID linked electronic benefit transfer solutions; the project will also support design, implementation and evaluation of cash transfer schemes.

The community institutions through social action committees (SACs) and 'help line' pro-actively address gender issues such as violence against women, early girl child marriage, female infanticide, etc. The project will deepen the SACs agenda to even address intra household, community level gender issues and issues related to adolescent girls. Special emphasis will be given to households with Persons with Disability (PwD), and other vulnerable categories. The neighborhood centers managed by communities will be mainstreamed for provision of recreational, therapeutic and referral services for the disabled. Support will be extended for decentralization and increased community management of life and disability insurance programs will be encouraged.

The project will leverage institutions experience and expertise like Center for Good Governance (CGG), Society for Social Audit, Accountability and Transparency (SSAAT) for strengthening accountability of public services and entitlements in the last mile. The key organizing principles for this component include the following: (i) engaging community institutions network for mobilizing eligible clients for entitlement and public services, (ii) single stage enrollment for package of entitlement schemes, (iii) arranging IEC, counseling and support services, (iv) Leveraging ICT for predictable service delivery, and (v) social accountability mechanisms. This component will finance TA, institution building, systems development and robust M&E and Impact Assessment Systems.

Component 4: ICT & Partnerships (US\$ 15 million): The objective of this component will be to improve the performance of project implementation and enhance coordination mechanisms with supply/demand side partner institutions by providing them technical assistance, strategic advisory and knowledge management services with national and international expertise in the above three areas. The project will encourage productive partnerships with public, private and social enterprise sectors to increase the integration of poor in performing and remunerative value chains. The project will organize solutions and innovations marketplaces for identifying high impact innovations and developing productive alliances between small and marginal producers and the public, private and social enterprise sector aimed at improving technical service provision and market linkages in the project areas. A framework for Public-Private-Community Partnerships (PPCP) will be developed that allows the community institutions to form productive alliances at the local level.

The project will make strategic investments in ICT and e-Governance systems to develop state of the art IT platform for hosting and delivering variety of project services like management information system (MIS), decision support systems (DSS), financial management system (FMS), etc. This digital grid connecting village to the State level will be Aadhar (UID) enabled and will be leveraged to deliver ICT based services to rural poor households in the last mile.

Component 5: Project Implementation Support (US\$ 25 million): The objective of this component is to strengthen the project implementation and will finance dedicated staffing for

the project activities that are attributable to outcomes of the project, consultancies, training and related material, office equipment, and operational costs. It will also support establishing Monitoring, Evaluation and Learning (MEL) systems, Financial Management systems, Procurement Management, Governance and Accountability Systems, Knowledge Management and Communication, etc.

B. SOCIAL ASSESSMENT

Social Assessment. With a view to build inclusiveness in the programme and to promote equity and participation of Indigenous People (Scheduled Tribes) and the rural poor in Schedule Caste dominated Mandals, SERP with the assistance of the World Bank, proposes to implement Andhra Pradesh Rural Inclusive Growth Project (RIGP).

In preparing the project and the SMF, SERP has undertaken a series of field visits, stakeholder consultations and in-depth situation assessment studies, with focus on SC and ST households across many districts of Telangana. The main purpose of the Social Assessment (SA) is to

- Identify the core constraints/barriers faced by the scheduled tribe and scheduled castes in participating in and benefitting from RIGP components/interventions, benefits and opportunities
- Design strategies and interventions to overcome these barriers and enhance the participation of the targeted beneficiaries.

The rapid SA exercise leveraged SERPs longstanding experience and institutional knowledge in engaging with the poorest of the poor as well as excluded SC and ST households, and consolidated the data and findings from the baseline survey of on Poorest of Poor (PoPs) These consultations and focus group discussions were held with key stakeholders of the projects: excluded SC/ST households, tribal farmers and leaders, women members of VOs and MS etc. These consultations were held in SC and ST dominated mandals of Medak, Adilabad, Khammam, Nizamabad and Warangal districts.

Socioeconomic Baseline

The proposed RIGP is to be implemented in 300 most backward mandals representing all politico-agro-climatic regions of the State covering about 10,000 villages and 14 lakh POP and

- SC/ST Households,. These were identified based on the following parameters:
- SC/ST population within a Mandal (Data taken from census 2011)
- Female illiteracy in the Mandal (Data taken from census 2011)
- Mandals having more unirrigated land (Data taken from DES-2011)

- All the Urban Mandals notified as Class 1 & 2 towns (Municipalities) are excluded from the list

A Quick Socio Economic Review of the overall situation of the habitations in RIGP Mandals is presented to highlight the adverse socio economic issues that affect the marginalized communities like SCs and STs in the regions. The following table gives the overall coverage of the proposed RIGP project.

Table - 2.4 : Overall Coverage of Mandals under RIGP				
S.No.	District	No. of Mandals	Total Mandals	% Covered
1.	Adilabad	30	52	57.7
2.	Karimnagar	8	57	14.0
3.	Khammam	24	46	52.2
4.	Mahabubnagar	30	64	46.9
5.	Medak	12	46	26.1
6.	Nalgonda	13	59	22.0
7.	Nizamabad	6	36	16.7
8.	Ranga Reddy	9	32	28.1
9.	Warangal	18	50	36.0
10.	Anantapur	12	63	19.0
11.	Chittoor	12	66	18.2
12.	East Godavari	10	58	17.2
13.	Guntur	10	57	17.5
14.	Kadapa	10	50	20.0
15.	Krishna	8	49	16.3
16.	Kurnool	17	54	31.5
17.	Nellore	11	46	23.9
18.	Prakasam	15	56	26.8
19.	Srikakulam	11	38	28.9
20.	Visakhapatnam	14	39	35.9
21.	Vizianagaram	12	34	35.3

22.	West Godavari	8	46	17.4
	Total	300	1098	27.3

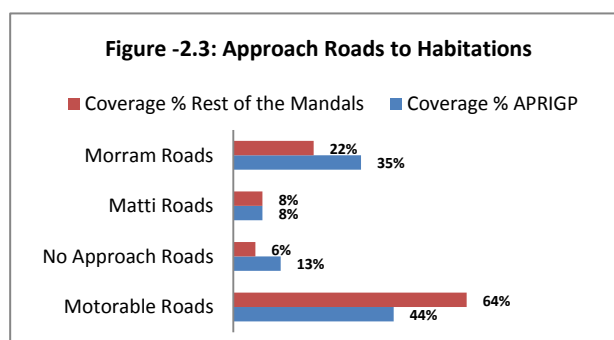
An important parameter in the selection of backward mandals is the proportion of predominance of SC / ST habitations within the mandals. In the RIGP mandals, there are 3633 habitations with more than 40% SC population and 13240 habitations with more than 40% ST population. This indicates that the Project has larger focus on Scheduled Tribe habitations with coverage of 59.2% of the overall habitations covered in the Project.

Livelihoods

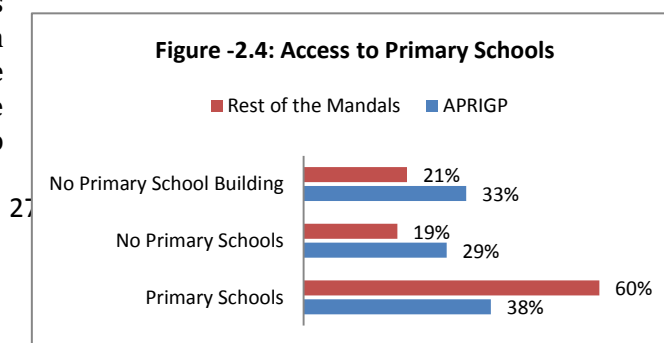
Land Ownership: The landless households constituted 6% of the overall Households in the RIGP mandals. Out of these landless households 54.3% were SC Households and 45.7% were from ST households. Out of all the land owners (94%) in the 300 RIGP mandals, 87.4% (SC/ST Households) owned dry land and 12.6% owned wet land. Amongst the SC households, 94% owned lands on an average of 2.3 acres per household. The lowest average ownership of land amongst SCs was reported by the households in Srikakulam district (1.0 acres) and the highest by Anantapur with 3.9 acres. 85.4% of the land owners of SC community owned Dry land with an average land size of 2.5 acres per household and 14.6% of the land owners owned wet land with an average land size of 1.4 acres. With regard to ST land owners 89.5% owned dry land with an average land size of 3.9 acres and 10.5% owned wet land at an average size of 2.3 acres per household. Overall, the SC/STs were mostly marginal and small farmers with a majority owning dry lands.

Irrigation: The extent of unirrigated land was also taken as an indicator in the selection of RIGP mandals. The overall proportion of irrigated land across RIGP mandals was 36% with the highest reported by West Godavari (74%) and Warangal (62%) districts. The lowest proportion was reported by the selected mandals in Adilabad with 7% followed by Anantapur with 12%.

Roads: An overview of the infrastructure support in the selected 300 RIGP mandals and the rest of the mandals are taken up to highlight the inaccessibility that has affected the outreach of the development programmes over several decades of planning as compared to the other mandals. The type of approach road to these habitations was studied as compared to the rest of the mandals. It can be observed that only 44% of the RIGP mandals could be accessed by motorable roads as compared to 64% of the habitations in the rest of the mandals. 13% of the habitations had no approach roads at all and were practically inaccessible, while only 6% were inaccessible in the habitations in the rest of the mandals. To bring about inclusiveness in the project, the major step is to provide accessibility to basic infrastructure and services to these habitations.

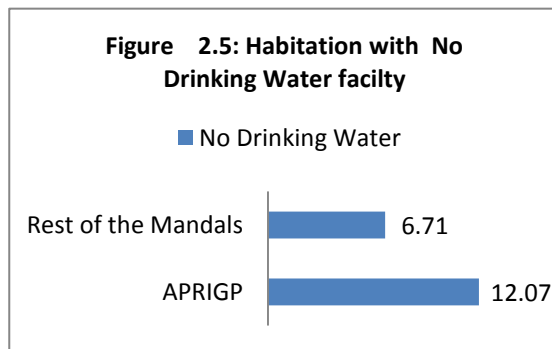


Access to Primary Schools: There exists a stark contrast in the availability of Primary Schools in the RIGP mandals as compared to the rest of the mandals. Universalization of Primary School Education is one of the most important MDGs that need to be tackled by the state on a priority basis to ensure retention of the students in school and bring down the dropout rates. It is of prime importance to



ensure that in the most backward areas, there should be basic infrastructure to promote child friendly education systems in order to encourage learning in the marginalized communities. 29% of the RIGP habitations do not have a primary school as compared to 19% of the habitations in the rest of the mandals. Another major constraint is the lack of Primary school building in the habitations. 33% of the habitations in RIGP mandals did not have a primary school building as compared to 21% in the habitations in the rest of the mandals.

Drinking Water & Drainage Facilities: Access to safe drinking water is an important parameter that indicates the level of development in the habitations. It is observed that around 12% of the habitations in RIGP have no access to safe drinking water supply compared to 6.7% in the rest of the mandals. Similarly lack of drainage facility is observed in around 76% of the habitations as compared to 60% of the habitations in the rest of the mandals. While the overall picture is dismal, especially with respect to sanitation for the entire state, there is an urgent need to focus on improving sanitation facilities in these habitations.



Access to Electricity and Provision of Street Lights: Though electrification in the state is almost complete across the state, there are a few habitations which thrive in darkness. There are 5.6% of the habitations in the RIGP mandals without electricity as compared to 1.5% in the rest of the mandals. There also exists a shortfall in the provision of streetlights that can promote better mobility and security to the inhabitants in the RIGP mandals. Nearly 39% of the habitations do not have streetlights as compared to around 16% of the habitations in rest of the mandals.

Mobile Phone coverage: The state has a very good network of mobile phones with a large number of subscribers across all income groups. However, 35% of the habitations in the RIGP mandals have no coverage as compared to 15% of the habitations in rest of the mandals.

Access to Anganwadi Centres: The ICDS provides Supplementary nutrition, Pre School Education and Nutrition and Health Education through the Anganwadi Centre to children below six years and pregnant and lactating mothers. It is observed that around 32% of the habitations do not have Anganwadi centres in RIGP mandals as compared to 20% of the habitations in the rest of the mandals.

Financial Inclusion: Financial inclusion as the term suggests indicates the outreach of financial services to the poor and the extent of last mile service delivery covered by the programme. The parameters taken into the analysis regarding the coverage and volume of credit accessed and availed by the poor and marginalized communities across RIGP mandals in contrast to all the mandals of the state is analysed. A quick overview of the status of financial inclusion at 300 RIGP mandals is provided as under:

Coverage of SHGs under the Bank Linkage Programme:


One of the major enabling factors for women to mobilize, practice thrift and credit amongst themselves is to access and avail of credit from formal institutions like banks at a cheaper cost and easy repayment mechanism. Financial inclusion is facilitated by SERP through Bank partnerships, to ensure smooth flow of credit to the SHGs. The programme has been implemented universally across all the mandals including the remote tribal mandals. The coverage of SHGs in the RIGP

Table - 2.5 SHG-Bank Linkage loans coverage (%) - 2013-14

Mandals	SC	ST	All
RIGP	19	14	18
A.P.	20	15.7	21

mandals is slightly lower by 3% compared to all the mandals. The difference in the coverage with regard to ST groups is higher by 1.7%, as compared to the SC groups (1%).

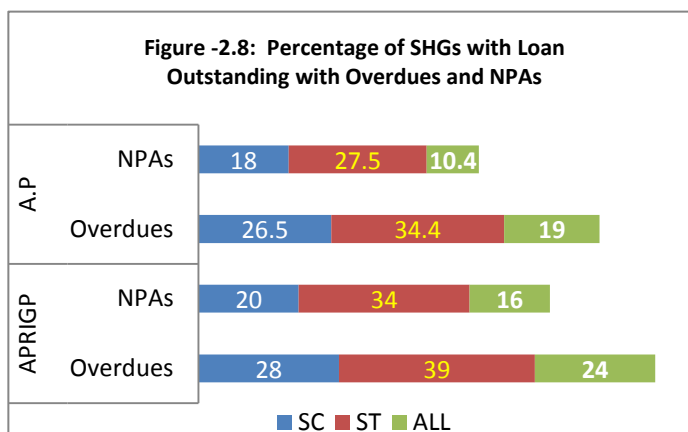
Loan Size: The average loan size in RIGP mandals was only 60% of the loan size in all the mandals of the state which indicates a low degree of access by the communities in these mandals. While the SC groups have access only 60.5% of the loan size of the all SC groups across the state, the ST groups have only accessed a paltry 47% of the loan amount compared to the STs across the state. Hence, there is a need to focus on these groups to improve their capacities and to encourage and facilitate availability of credit to them.



Per SHG Loan Outstanding: The variations in the Loan Outstanding amount per SHG in 300 mandals and all mandals during 2013-14 has been in the range of 6%-9%. This indicates that although there are big variations in the size of loan between the RIGP mandals and all the mandals in the State, the difference in outstanding per SHG is comparatively very small and thereby the repayment in RIGP mandals is at a very low level. Though the loan size in RIGP has been reported to be very small compared to all the mandals, their repayments are done at a very slow rate with accumulated amounts of outstanding.

Overdue and Delinquency: The success of any credit programme is the efficiency of the borrowers in the repayment of loans within the due date and closure of loan within the loan tenure without any default. A major incentive provided by the Government is the Vaddi Leni Runalu (Interest free loans) wherein the entire interest is subsidized for groups that are prompt in their repayments without any default.

Number of SHGs overdue: The SHGs with outstanding loan in the RIGP mandals constituted 23.3% of the total SHG with outstanding loans with total proportion of outstanding of 21%. 22% of the SC SHGs had 21% of the total SC SHGs loan outstanding amount and 58.4% of the ST SHGs had 53.6% of the ST SHGs loan outstanding amount.



The total number of outstanding accounts with overdue or defaulting SHGs was 26.5% with regard to SC SHGs, 34.4% with regard to ST outstanding accounts, and 19.2% of the total outstanding SHG accounts in the state. While in RIGP mandals, the SHG accounts with overdue with regard to SCs was 28%, for STs, it was 39% and in the overall SHG outstanding accounts, it was 24%. It is again evident that the STs are lagging behind in accessing and repayment of credit in the RIGP mandals as compared to the overall situation in the state.

There is certain degree of disparity in the delinquency situation in the RIGP mandals and the overall mandals of A.P. Apart from the overdue situation, the overall NPAs reported by SHG loan accounts in RIGP mandals were also higher by 5.6% as compared to the State average. A major gap is observed with regard to ST groups which is higher by 6.5% as compared to the

overall situation of ST groups in the state, while for SC groups the difference was comparatively small with 2% increase over the overall SC groups of the state.

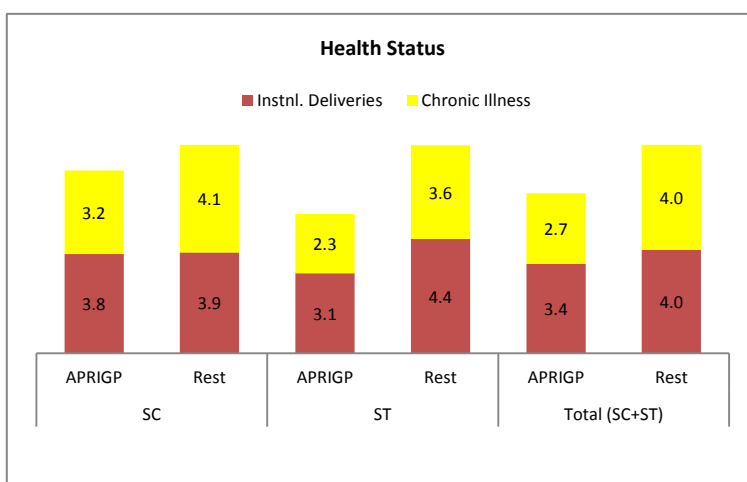
The overall repayment and recovery situation in the RIGP mandals is not very encouraging, especially with regard to ST groups. A deeper analysis of the situation is required to assess the major reasons for the slow pace of credit linkages and recoveries in the RIGP mandals especially with the ST groups.

Human Development

An analysis of the Human Development Indicators in the RIGP mandals in contrast with all the mandals of the state will provide the depth of poverty issues in most backward in geographical terms as well as human development aspects especially with regard to the achievement of the Millennium Development Goals (MDGs).

Health and Nutrition: The overall status of health and nutrition in Andhra Pradesh as per Census 2011 was discouraging with IMR being 46 (per 1000) and MMR being 134 (per 1000). Thus the IMR rate is high and there is a critical need to address issues of malnutrition in children and maternal health in these mandals.

With regard to service, the institutional deliveries, reported was lower in the RIGP mandals as compared to the rest of the mandals



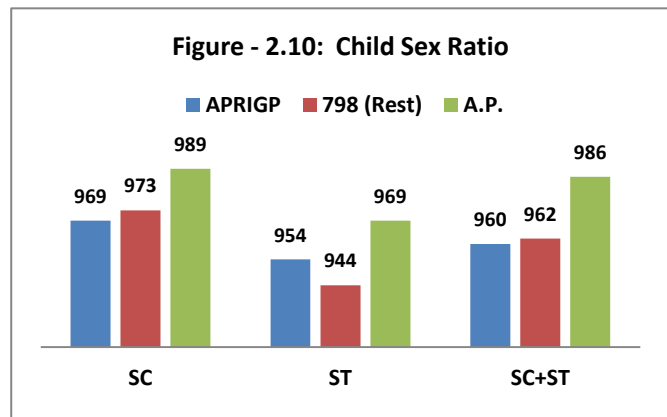
indicating the need for improvement in health service delivery in the RIGP mandals. The difference was more acute in the ST community probably due to lack of health personnel and infrastructure in the remote tribal habitations while for SC community the percentage was almost similar across all mandals of Andhra Pradesh. Chronic illness reported was higher in rest of the mandals (4%) as compared to the RIGP mandals (2.7%). This may be due to population that has migrated to the better off mandals and lack of access to health facilities.

Overall Sex Ratio: The overall sex ratio was 997, which is higher than the overall State average. The SC households constituted 18% of the Households while the STs constituted 22% of the Households. The overall SC and ST Households constituted 40% of the total households in the selected mandals. There is a certain degree of variations at the inter-Mandal levels as well as across the districts on several parameters of development. This is similar to the overall sex ratio in the State indicating a uniform improvement across all regions of the state.

Table – 2.6: Overall Sex Ratio

Mandals	SC	ST	SC/ST
RIGP	969	881	916
798 (Rest)	965	911	950

Child Sex Ratio: The child sex ratio (children under the age of 6 years) was 960 in RIGP mandals with only 969 in the case of SC households, 954 for ST Households, which indicate a very negative bias towards the girl child. The lowest sex ratio of 868 was reported by the mandals in Nalgonda with a dismally low child sex ratio of 818 amongst ST households, followed by Mahabubnagar (910) with only 857 amongst ST households and Warangal (912) with 899 amongst the ST households. Thus the lowest child sex ratio has been reported by ST households in RIGP mandals. A high disparity in the child sex ratio has been reported in Srikakulam district especially amongst the STs (973) when compared to the rest of the 798 mandals (1069). Similarly in the case of SC households in Visakhapatnam in RIGP mandals, it was 858 compared to a high ratio of 974 in rest of the 798 mandals. This clearly indicates the need for intensive interventions to bring down the gaps and pull these mandals on par with the forward mandals even within the district.

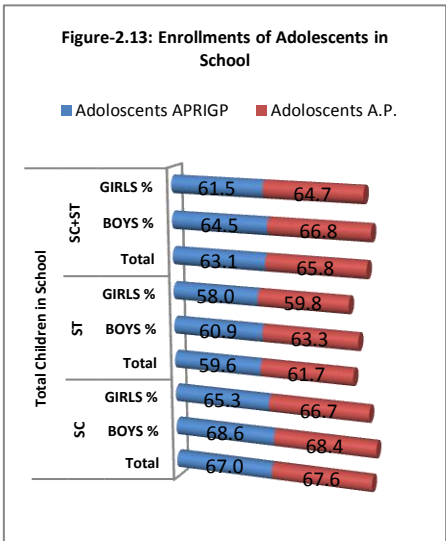
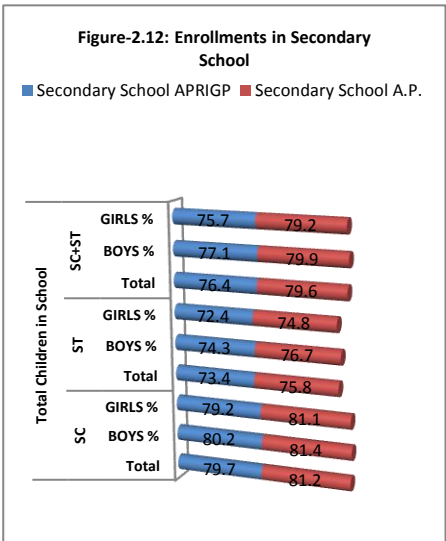
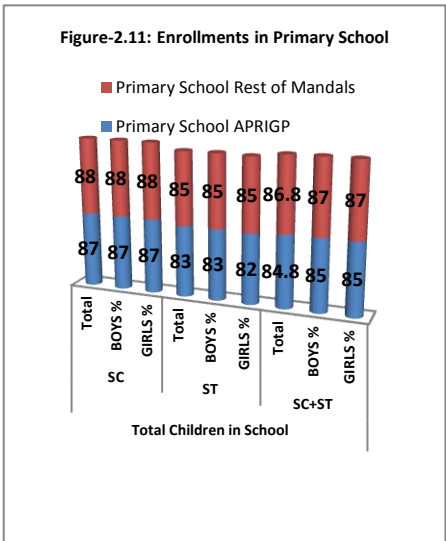


The percentage distribution of girls with regard to schooling, receipt of scholarships, dropouts in the age groups of 6-10 years, 11-14 years and the adolescent age group of 15-18 years was analysed across the 300 RIGP mandals and overall mandals in A.P. The percentage of girls was very similar to that of the 300 RIGP mandals indicating that preference for boys is universal across the backward as well as in the overall state amongst the marginalized communities. The gender gap was wider in the adolescent age groups with girls constituting 47% of the adolescent population among the SCs and STs.

Female Illiteracy: The overall average female illiteracy rate was 53% with the highest reported in Visakhapatnam district (65%) which also has the highest number of ST Households (94.5%) amongst all the RIGP mandals in 22 districts. The reason could be that 2097 out of 2426 villages are from scheduled areas (Tribal). The lowest female illiteracy rate was reported in West Godavari mandals (34%) followed by Krishna and Chittoor with 46% illiterate women. The overall illiteracy rate in the State is only 41% as per Census 2011 which indicates that there is a wide literacy gap between the RIGP mandals and the overall mandals in the state.

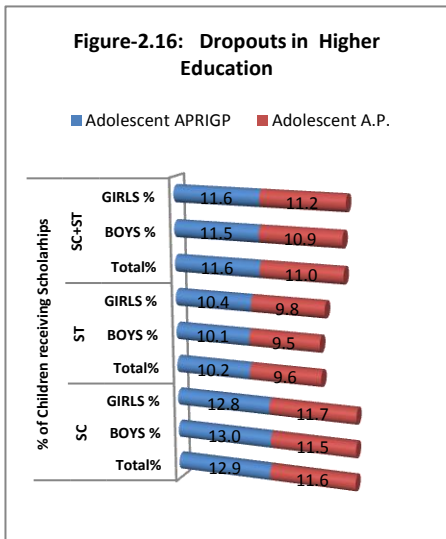
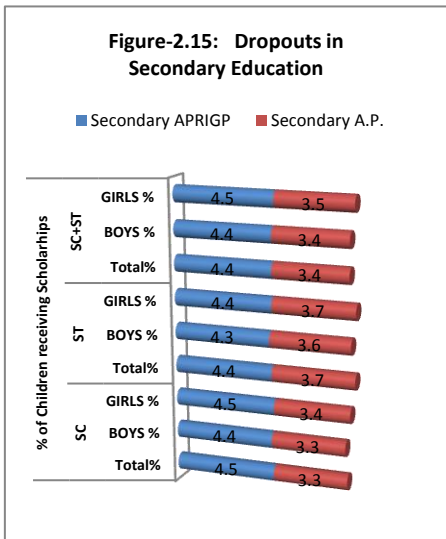
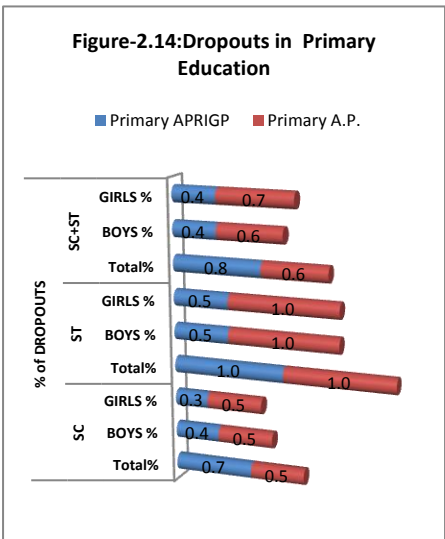
Enrollment Rates: The overall enrollment of children in schools is 96% and the enrollment of girl children also is reported to be around 96% indicating that there is no great disparity in the enrollment rates in the children. A comparative analysis of the RIGP mandals and all the mandals of the state reveals that the RIGP mandals were slightly backward amongst all the school going age groups with regard to the rate of enrollments. The STs were most backward especially in relation to the enrollments in the 11-14 years and 15-18 years age groups, though enrollments in primary school were not on par even with the enrollments in SCs.

The status of enrollment in primary school in RIGP and A.P. mandals is presented wherein there is a progressive decline in the enrollments with the progress in each age group. There is clearly a need to focus specially on adolescent children of SCs and STs, in retaining them in educational institutions or to provide vocational or other life skill trainings to bring them into the spectrum of development programmes.



It is also a revelation that the RIGP mandals in Visakhapatnam has the lowest enrollment rate of only around 67% with regard to primary school, 54.5% in Secondary School and 42.5% adolescents enrolled in educational institutions, followed by West Godavari with 71% in primary schools, 59.4 in secondary schools and 45.1% adolescents enrolled in educational institutions. These districts are otherwise considered as well developed districts, while RIGP mandals in Prakasam top with 99% primary school enrollments, 98.5% in secondary school enrollments and 92.9% in enrollment of adolescents.

Dropout Rates: Data regarding children in school going age of 6 to 14 years and 15-18 years adolescent children were analysed to assess the extent of drop outs among the SC/ST households in RIGP mandals. The following charts provide an overall depiction of the status of marginal communities in terms of their educational attainments.



The above three charts indicate the progressive increase in drop outs with the increase in educational attainments. There is marked increase in the proportion of dropouts with regard to Tribal communities. The dropouts in both RIGP as well as for the entire state are similar and in case of adolescent children, the dropout rate in RIGP mandals is lower. This may be due to

creation of better access to higher education through establishment of colleges and hostels for the weaker sections.

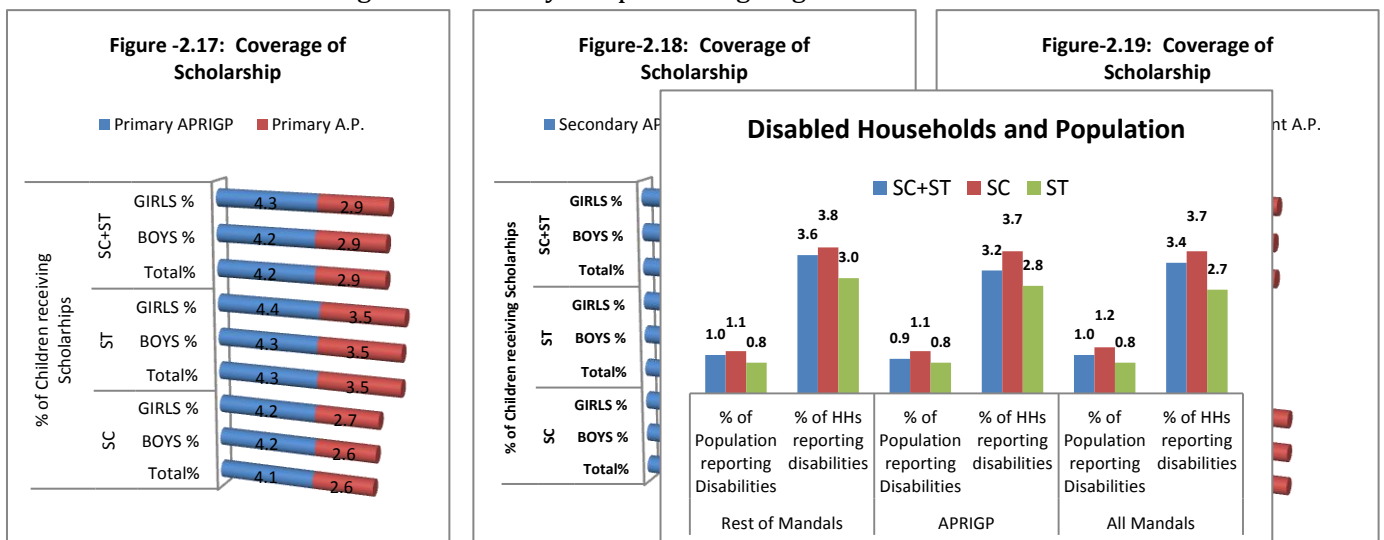
RIGP mandals in Adilabad (1.5%) and Vizianagaram (1.4%) district reported the highest dropout rates in Primary school category and the lowest was reported by Nalgonda district (0.2%). These figures indicate that A.P. state is close to achieving the MDG of Universalisation of Elementary Education.

RIGP mandals in Adilabad (4.4%) and East Godavari (3.9%) reported the highest dropout rates in Secondary school category with the lowest reported by Nalgonda districts (0.9%). The STs performed very poorly with Nellore district reporting the highest dropout rate amongst STs with 6.9%.The highest dropout rates amongst SCs was reported by Kurnool (3.1%).

RIGP mandals in Adilabad (13.3%) and East Godavari (11.3%) reported the highest dropout rates in pursuing higher education with the lowest reported by Warangal (2.4%). The STs performed very poorly with Nellore district reporting the highest dropout rate amongst STs with 16.6% with higher rates of boys (18.5%) compared to girls (14.5%).The highest dropout rates amongst SCs was reported by Adilabad (9.9%). A very structured approach is required to tackle the issue of dropout with inclusive and gender sensitive strategies to focus on excluded population of children spread out in several pockets across the 300 RIGP mandals.

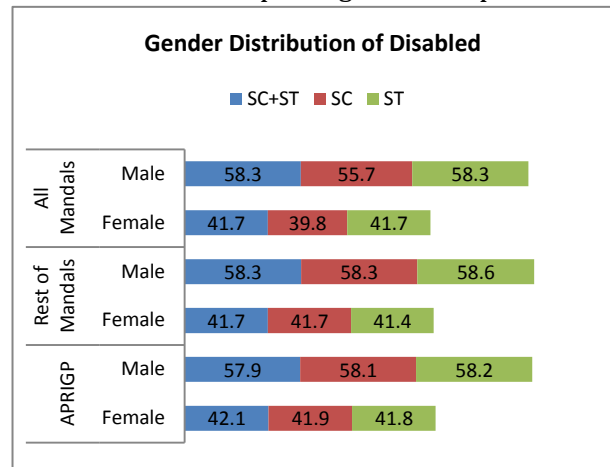
Scholarships availed of by the Children in Primary, Secondary and children pursuing higher education in the age group of 15-18 years (Adolescent) have been presented in the following three figures. There is a progressive increase in the percentage of children availing scholarships with increase in educational attainments. At the primary levels in RIGP mandals, STs (4.3%) have availed in higher proportions as compared to the SCs (4.1%) in both RIGP as well as the mandals in the entire state. At the secondary levels, there exists similarity across the SCs and STs with lower levels of access to scholarships for mandals in the entire state as compared to the RIGP mandals. Similarly, there has been a jump in scholarships accessed by children pursuing higher education especially in the RIGP mandals. The overall access to scholarships by the SC community (12.9%) is higher than the STs (10.2%). The overall mandals in the state reported slightly lower percentage of availing scholarships.

There is a need to bring in inclusivity in promoting higher education with increase in



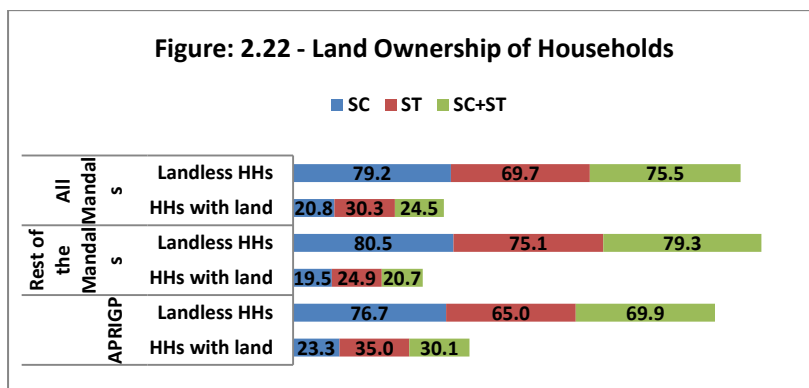
scholarship to especially tribal groups in the remote areas.

Persons with Disabilities: The proportion of population of disabled to the total population, across the RIGP mandals was 0.9% which is slightly lower than the percentage of disabled population in the rest of the mandals. The number of Households reporting disabled persons was higher in Non RIGP mandals (1.0%), similar to all the mandals in the state, as against the RIGP mandals. With regard to households reporting disabled members, the percentage was lower in RIGP mandals with 3.2% compared to rest of mandals with 3.6% and overall mandals (3.4%).

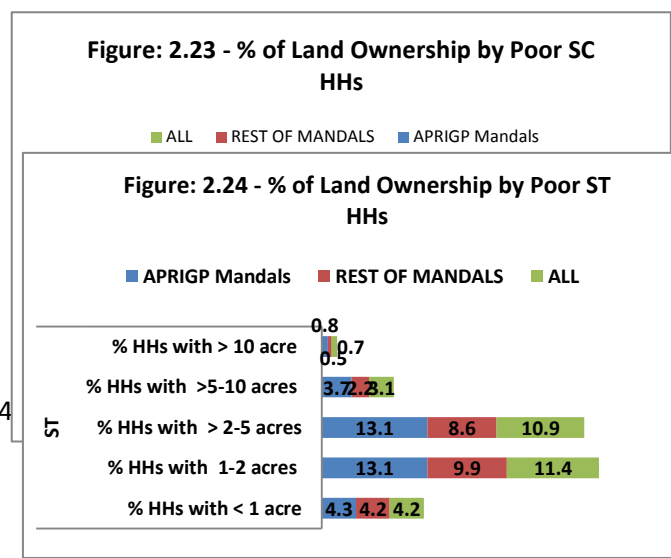


The proportion of disabled in the state including urban areas is 1.8% with over 77% living in the rural areas. Focussing on the marginalized communities in the RIGP mandals and the rest of mandals in the state, the situation is similar in the rest of the mandals in the state reporting marginally higher proportion of persons with disabilities. The percentage of male disabled far outnumbered the number of Female disabled in both RIGP as well as in the rest of the mandals in the state of A.P. Since the project aims at inclusive growth, the disabled population in the RIGP mandals constitute the most vulnerable section of the community and special initiatives are required to provide adequate livelihood opportunities to them.

Employment and Livelihoods: Land is a major asset and a principal source of livelihoods in the rural areas. Several Government programmes have been undertaken to ensure social justice and protection of marginal and small farmers from losing rights over their land. The percentage of land owners in the RIGP mandals is higher than in all mandals of the State. Only 23.3% of the SCs are land owners as compared to STs (35%). Though the number of ST land owners is higher, the quality of land is generally poor and uncultivable in many areas.



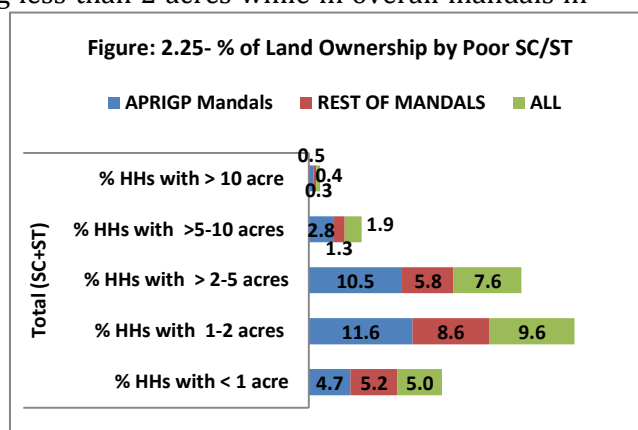
In the RIGP mandals, the percentage of landless Households is high with 65% of ST households being landless and 76.7% of SC being landless as compared to 80.5% of landless SC households and 75.1% landless ST households amongst the marginalized communities in rest of the mandals. Overall land ownership is higher in RIGP compared to the rest of the mandals and the overall mandals of the State. Regarding size of land holding amongst SC and ST households, SCs hold very meagre extent of land, mostly less than 5 acres. Similar status is



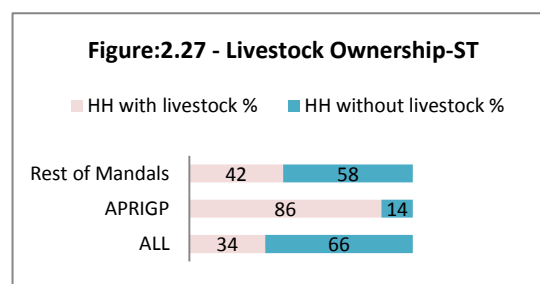
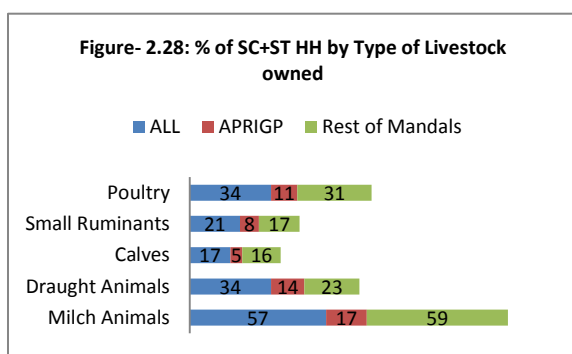
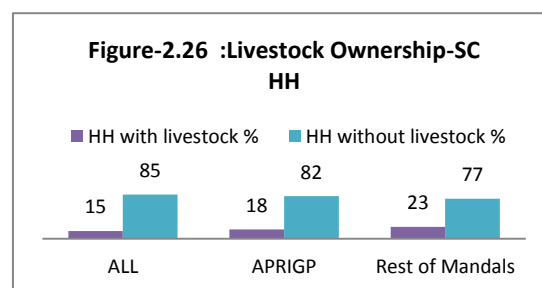
observed even in all the mandals put together as well as in rest of the mandals. With regard to the SC community in the RIGP mandals, land ownership has been marginally higher as compared to rest of the mandals, but nevertheless owning small farms. In the case of ST community, land ownership is higher amongst the households as compared to the SCs. But, the quality and productivity of land has to be assessed since most of the land holdings of the SC/ST households are dry or unirrigated.

Overall, in the RIGP mandals, nearly 30% of the households hold land with over 54% of the households owning less than 2 acres. In rest of the mandals, around 21% of the households own land with around 65% of the households holding less than 2 acres while in overall mandals in A.P, 24.5% own land with 60% of the households holding less than 2 acres.

Hence, it can be concluded that the SCs and STs are predominantly landless. The households which own land are mostly, marginal and small farmers. It is critical to design programmes for these marginal and small farmers to improve their livelihoods through establishment of cooperatives, and improved forward and backward linkages and value chains, to ensure productivity and sustainable incomes from agriculture.



Livestock Ownership: Livestock ownership sometimes is a major source of livelihood for the poorest of poor households. It is also a major source of supplementary income and acts as risk mitigation activity for the poor households. It is observed that only 18% if the SC households possess livestock while in rest of the mandals it is higher with 23% of the SC households in possession of



livestock. Contrastingly in the case of STs, livestock is a major source of livelihood in the RIGP mandals with 86%, as compared to the rest of the mandals (42%). This underlines the importance of providing improved animal husbandry services, backward and forward linkages with producer cooperatives and improved value chains.

Overall, there was a preference for milch animals and draught animals amongst the marginalized communities. Only 8% of the SC/ST households owned small ruminants, 11 percent owned poultry birds. In comparison, in rest of the mandals, the ownership of milch

animals was more than 3 times that of the RIGP mandals. It is similar in the case of draught animals, calves, small ruminants and poultry birds. Hence focus should be on expansion of livestock activities in the RIGP mandals.

Occupational Profile: The major occupation of the Households in RIGP mandals is casual labour/daily wage earners (72%). Traditionally this occupation represents the most backward and the poor communities due to uncertainties of income generation, exploitation and lack of security and safety nets. Agriculture labour constitutes 16% of the workers and around 9% earn incomes through self-employment in agriculture. The rest, a very minuscule percentage of workers are migrated labour, skilled labour, business, employee etc. Bonded labour is reported to exist constituting 1.3% of workers RIGP mandals.

In rest of the mandals, the percentage of daily wage laborers is higher (77%), due to larger number of STs (75%) working as daily wage laborers as compared to the STs (68%) in RIGP mandals. This may be due to lower number of STs self-employed in agriculture in rest of the mandals.

In the overall mandals in A.P, the occupation profile of workers is similar to that of the Rest of the mandals with around 75% of the workers engaged as daily wage laborers and around 15% engaged as agricultural laborer. Over 6% are self-occupied in their own farms. It can be concluded that since landlessness is predominant with the Poorest Households, a majority of the workers are daily wage laborers. In addition, amongst the land holding poor, the farm size is small and they take up agricultural or daily wage laborer occupation. A very small proportion of workers are engaged in business or work as employees.

Figure: 2.29-Occupational Profile of SC/ST Households in APRIGP mandals

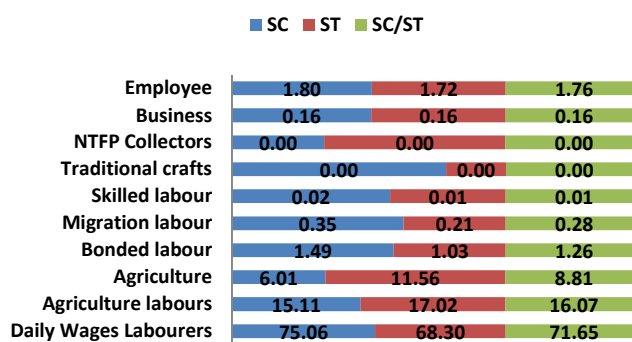


Figure: 2.30-Occupational Profile of SC/ST Households in Rest of Mandals

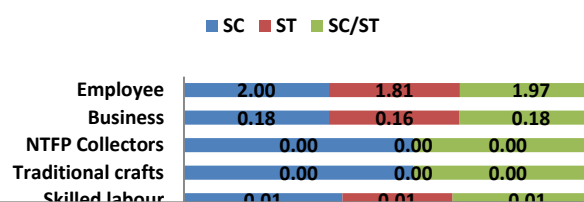
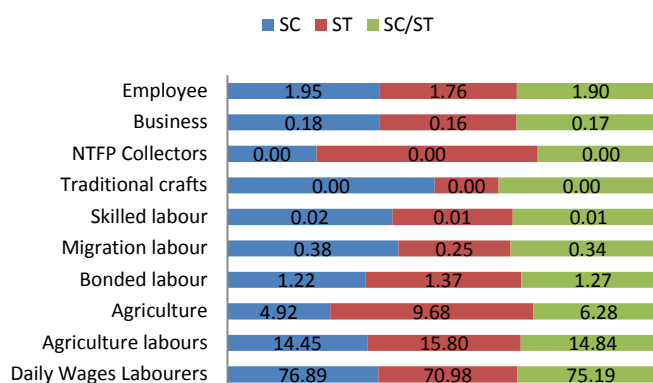


Figure: 2.31-% Distribution of occupation amongst SC/ST workers

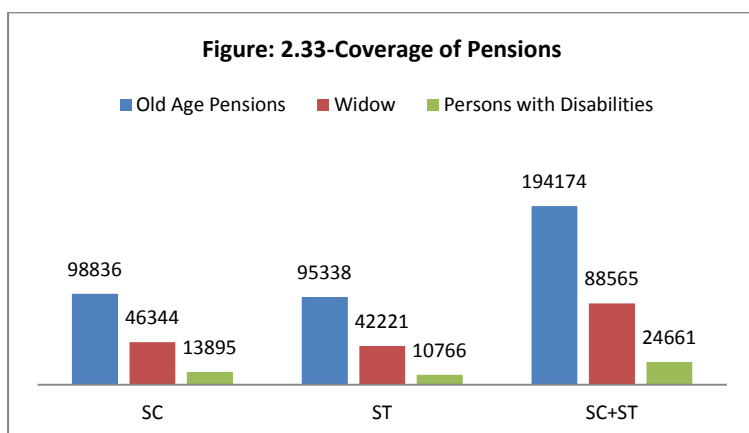
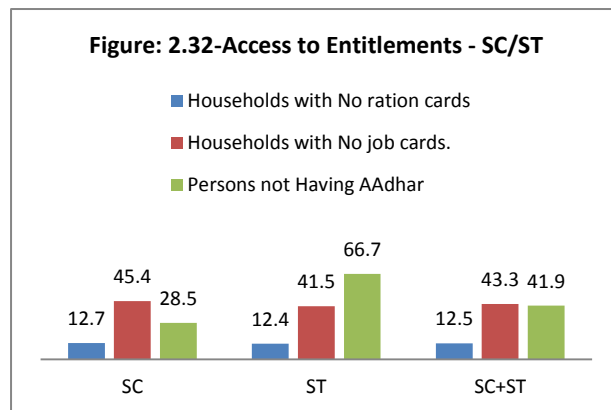


The MGNREGS is widely popular in the rural areas and it a great boon for the poor especially the landless poor during the offseason. The nonfarm sector is centered to a large extent around residual activities that the poor, who are perhaps, unable to gain access to sufficient land for cultivation (or of sufficient quality) are compelled to turn to the non-farm sector in order to make ends meet. In this situation, the most prosperous households would seem to be those specialized in high return agricultural activities. The non-farm sector needs to be developed to such an extent that it offers a genuine alternative to agriculture as a source of upward mobility. This suggests that policy makers in AP should be concerned not only to increase the scale of

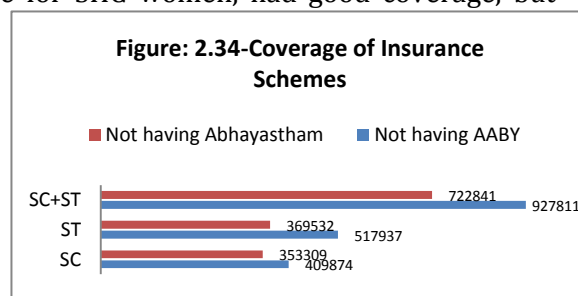
existing non-farm activities, but also to promote non-farm activities that are high-return and that could ultimately serve as a separate but complementary engine of rural growth.

Entitlements

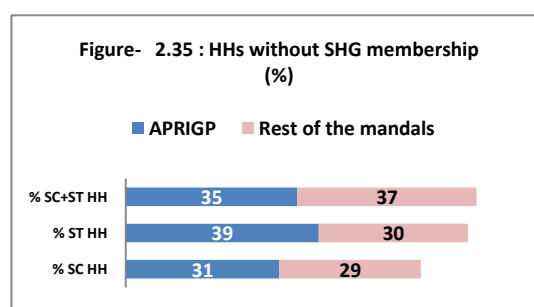
There are several forms of entitlements designed for the benefit of the poor to ensure food security, income security, safety nets, and risk mitigating entitlements. Around 12% to 13% of the SC/ST households did not possess ration cards and were not eligible for any of the entitlements that BPL households are entitled for. The coverage for MGNREGS job cards was not very encouraging especially amongst the SCs with in over 45% of the households not in possession of a job card. Regarding the AADHAR card which is currently utilized for identification purposes, is not in possession by a large number of ST households (66.7%). This clearly indicates the exclusion of tribals from the spectrum of the Aadhar – unique identification system. With regard to SCs the coverage is better but not adequate with 28.5% not having Aadhar cards. The coverage of entitlements across SCs and STs are almost on similar lines with SC’s accessing entitlements better as compared to the SCs.



Aam Aadmi Bima Yojana (AABY), an insurance scheme for the landless poor, and Abhayastham, an insurance and pension scheme for SHG women, had good coverage, but overall the effort to meet the last mile service delivery in the RIGP mandals is required. Over 9, 27,811 landless labour are yet to be covered by AABY and 7, 22,841 SHG women were not covered under the Abhayastham scheme though they were eligible. Since both the schemes are co-contributory, there is a need to focus on the reasons for exclusion from these innovative safety net programmes exclusively designed for the very poor households.



SHG membership: SHG membership is a vital link to development programmes and entitlements in the model. It is observed that in the backward RIGP mandals, the overall percentages of



Households that are excluded from SHGs are marginally lower by 2% than that of the rest of mandals. However, individually, in the case of ST households, the gap is too wide with 39% of households without SHG membership compared to 30% in case of rest of the mandals. This clearly indicates the need for strengthening institution building activities in the remote tribal mandals and to design innovative programmes to draw the tribal women into the SHG fold.

Qualitative Observations on Socio Economic Profile of 300 RIGP Mandals

300 mandals of the state is selected for RIGP based on the SC/ST population, female illiteracy, irrigation potential etc. The socio – economic profile of the SC/ ST households in terms of health, sanitation, drinking water, education, women empowerment, financial inclusion, livelihoods and occupation is worse compared to non-RIGP Mandals. It has to be noticed that all the tribal mandals - ITDA mandals notified under Schedule V of Constitution of India are in the list.

Land Ownership: 45.7% of SC/ST households in the project Mandals are landless. Majority of land possessed by SCs/ STs is dry land and has less irrigation potential. Majority of the SC/ST households are small and marginal farmers and do not have the ownership rights. This is because the issues pertaining to partition of land from the ancestors is pending. The SC/STs are ignorant about this fact of getting the land sub-divided. There are lots of Socio-Economic issues pertaining to the ownership of land. Most of the SC/ST families sell/pledge the land for their immediate needs of the families. As per land records, the land will be in the name of the poor, but the enjoyment of these lands still remains an issue.

The extent of irrigated lands in RIGP project mandals ranges from 7% to 74%, the overall being 36%. MGNREGS which had nation-wide acceptance, has done quite a good job in case of developing water harvesting structures like ponds, water tanks, check dams, bunds on slopes etc. The penetration of these programs has been less effective in tribal areas primarily due to lack of interest, accessibility and nepotism. Even though government has taken initiative for development of these structures in the interior tribal mandals (RIGP mandals), it is taking place at a slow pace.

Roads: 6% of the habitations in RIGP Mandals do not have approach roads, while the lack of internal connectivity between villages is observed in 32% of the villages. This curtails the movement of the people and creates hurdles in accessing the governmental benefits. The average distance for SC households to access a health facility like sub-center is 3.5kms and for an ST household it is approximately 8kms. Since the road network has not developed in the tribal areas, the establishment of a Sub-Center / PHC in the remote villages is nearly impossible.

Three different departments, namely Panchayati Raj, Roads and Buildings, Tribal Welfare Engineering work on the development of roads. Funds are available under SCSP, TSP, MGNREGS etc. for the development of road network but the road connectivity is very poor.

Access to Primary School: The dropout rates in these schools are high as the SC/ST children do not complete the elementary education. The dropout rates need to be reduced significantly by providing economic incentives, fair deal to the children, particularly in the phase of early schooling, improving the socio-economic conditions of their families and generating awareness about the importance of education among parents.

Among the many contributing factors that hinder school attendance is the quality of the physical infrastructure at schools. Only one school in six has toilets. Lack of toilets deters children, especially girls, from going to school, and in remaining in the class through the day. In addition, there are cultural factors. Continued discrimination against the girl child plays a crucial role in creating resistance around sending girls to school. The persistence of class and caste differences and the prevalence of child labour further complicate this scenario, obstructing both girls and boys from having equal opportunities to education. The rate of school attendance is

better than ever before with more and more children between the ages of 6 and 14 enrolling at schools but the education system is inadequately developed with a shortage of resources, schools, classrooms and teachers.

Drinking Water and Drainage Facilities: Lack of drinking water and proper drainage facilities is the main reason for high disease prevalence. The data indicates that majority of the SC/ST households are far away from the use of safe drinking water. This requires focussed action oriented strategies for improving the access to drinking water and development of drainage systems.

Access to Electricity and Provision of Street Lights: 5- 6% of RIGP habitations are not electrified. The tribal areas are in thick forest and electrification is necessary for their safe existence. Some villages in the interior of forest are not electrified due to lack of forest clearances, distance & cost involved in installation etc. Under Indira Jala Prabha, NABARD finances for electricity connection to the developed lands.

Viable and reliable electricity services result in increased productivity in agriculture and labour, improved delivery of health and education services, access to communications (radio, telephone, television, and mobile telephone). Household electrification also increases the likelihood that women will read and earn income. It is seen that 39% of the RIGP habitations does not have street light. More will be the number of habitations which have street light, but not functioning due to lack of electricity.

Telephone Coverage: The mobile coverage decreases as the backwardness & inaccessibility of the mandals increases. 80% of ITDA Mandals do not have mobile connectivity. This is the same for the landline connectivity and data connections in tribal areas. One has to travel at least 50 kms from their habitation to submit application for availing their entitlement or to go to weekly "shandy", to take the money (wages) from the bank ATMs etc. Due to lack of the connectivity, the SC/ST households are way behind in accessing the government benefits.

Access to Anganwadi Centers: The remoteness of tribal habitations results in inaccessibility of these locations by Anganwadi workers which, in-turn, leads to absence of Anganwadi worker and non-functioning of Anganwadi. There are problems related to the place of Anganwadi. Most of the centres are located in the main village, making access difficult for tribals from remote areas. In the case of SC habitations too, location of the Anganwadi is a major issue. Here, the socio-economic barriers that exist in the society play a role in restricting the vulnerable children of the backward caste to attend the Anganwadi.

Financial Inclusion: The coverage of SC/STs credit by is lower in RIGP mandals than the non-RIGP mandals. Many SC/ST SHGs remain defunct and this is one of the major reasons for non-coverage of SHGs under bank linkage program. The regular meetings of these SHGs are not held and this is due to lack of interest, lack of awareness of the benefits of SHGs, lack of ID proofs, inconsistency of member enrolment etc. Also, the socio-economic conditions of the SC/ST are so pathetic in RIGP mandals such that they are unable to contribute to the savings in the SHGs.

Scheduled Tribes

Although AP has been able to build huge social capital, this has not transformed into better HDI for tribal areas. The extent of footprint of functionaries is 30-40% lower in tribal areas than that in plain areas. People need credit, support and counselling services as they aspire to improve their livelihoods, education etc. To create and enhance capabilities for jobs, vocational trainings, skill development, customized and innovative financial products are required. There is an urgent need to reduce the variance between plain and tribal areas through interventions to solve the issues mentioned and by providing support to higher education, scholarships and career counselling. Even though cash crops like turmeric, rajmah etc. are grown in tribal areas, the income received from them is not good. Hence efforts have to be made to make agriculture viable for the farmers to improve their overall incomes by providing technical assistance, market linkages and development of value chain for the marginal and small farmers in the APRIGP mandals.

Demography.

The Scheduled Tribes in Telangana and Andhra Pradesh are amongst the poorest in the Project districts and, hence, of utmost priority in RIGP. One of the prerequisites of a successful development plan for the scheduled tribes is the preparation of a culturally appropriate development plan, with the involvement of the tribals and based on full consideration of the options preferred by them. Being a community Driven Development Project, the active involvement of the poor communities at each stage of the Project is a fundamental tenet in RIGP. The involvement of the tribal community in planning, implementation and monitoring of the programmes meant for their own development is the cornerstone of the tribal development strategy in RIGP. The process of community participation in tribal development includes establishment of viable and sustainable village institutions, which are self-managed and self-governed. All project interventions and other Government interventions would flow through such village level institutions. Such an approach would ensure that the development interventions are culturally appropriate, as per the development needs of each tribal community. In its current form, the program integrates all the development initiatives implemented by IKP with suitable adaptations so as to suit the economic, cultural and social context of the tribal areas.

The total tribal population of Telangana and Andhra Pradesh, according to 2001 Census, is 50.24 lakhs, constituting about 6.59 per cent of the total population of the state. The Scheduled Areas extend over 31,485.34 sq km, i.e., 11 per cent of the total area of the state, with 5938 villages distributed in Srikakulam, Vizianagaram, Vishakhapatnam, East Godavari, West Godavari, Khammam, Warangal, Adilabad and Mahaboobnagar districts. Of the 50.24 lakh tribal population, 30.47 lakhs are found in the above-mentioned nine districts. The remaining tribal population of 19.77 lakhs is distributed in the other districts.

While Scheduled Tribes are present in all the districts of Andhra Pradesh, they are concentrated more in the districts of Srikakulam (6%), Vizianagaram (10%), Vishakhapatnam (14%) as well as East Godavari and West Godavari. All these districts are characterized by general backwardness, lack of social infrastructure and services and higher poverty and exclusion. All these districts would be covered under APRIGP

Table 1: District-wise Scheduled Tribal Population in Telangana and Andhra Pradesh (2001 Census)

S No	District	Total Population	ST Population	% of ST to total Population
1.	Srikakulam	2537593	151249	5.96

S No	District	Total Population	ST Population	% of ST to total Population
2	Vizianagaram	2249254	214839	9.55
3	Visakhapatnam	3832336	557572	14.55
4	East Godavari	4901420	191561	3.91
5	West Godavari	3803517	96659	2.54
6	Krishna	4187841	107611	2.57
7	Guntur	4465144	208157	4.66
8	Prakasam	3059423	118241	3.86
9	Nellore	2668564	242257	9.08
Coastal Andhra		31705092	1888146	5.96
10	Kurnool	3529494	69635	1.97
11	Anantapur	3640478	128085	3.49
12	Cuddapah	2601797	61371	2.36
13	Chittoor	3745875	128085	3.42
Rayalaseema		13517644	386252	2.86
14	Ranga Reddy	3575064	146057	4.09
15	Hyderabad	3829753	34560	0.90
16	Nizamabad	2345685	165735	7.07
17	Medak	2670097	134533	5.04
18	Mahabubnagar	3513934	278702	7.93
19	Nalgonda	3247982	342676	10.55
20	Warangal	3246004	457679	14.10
21	Khammam	2578927	682617	26.47
22	Karimnagar	3491822	90636	2.60
23	Adilabad	2488003	416511	16.74
Telangana		30987271	2749706	8.87
Combined Andhra Pradesh		76210007	5024104	6.59

Coverage of Tribal Villages: The Coverage of Schedule villages in the Telangana and Andhra Pradesh Rural Inclusive Growth Project (RIGP) mandals is 6369 villages out of the total 10,263 villages which accounts for 62% of the villages being predominantly tribal villages from the Integrated Tribal Development Agency (ITDA) areas. The total number of Households covered under RIGP is 34,83,125 with a total population of 1,43,41,495.

Poverty Ratio: The head count ratio of poverty measured using NSS Consumption Expenditure Survey data shows that the percentage of poor is much higher among the SC/ST community, indicating wide disparities across social groups in the state. The disparity, especially between STs and other social groups has been increasing. Although the overall poverty ratio and the ratio among the SCs and the other social groups shows a declining trend, the head count ratio of poverty among the STs has increased from 26 to 28.3 per cent between 1993-94 and 2004-05. Most of the increase in the poverty ratio among the STs was due to an increase in the number of agricultural labourers among them. This indicates lack of inclusiveness in targeting initiatives and programmes to these marginalized sections.

Work Participation Rate (WPR): The Work Participation Rate (WPR) is the percentage of workers to the total population. The WPR of the ST population is 53.9 per cent in the 2001 Census, which is almost equal to 54.3 per cent recorded in 1991. There has been no increase at all.

Employment/Category of Workers: There has been a decline in the main workers from 93.9 per cent in the 1991 Census to 79.3 per cent in the 2001 Census. This, in turn, has resulted in a corresponding increase in the marginal workers from 6.1 per cent in 1991 to 20.7 per cent in 2001. Out of the total workers, 'agricultural labourers' constitute 49.3 per cent, which is significantly higher compared to 36.9 percent recorded for ST population at the national level. 'Cultivators' account for 34.3 per cent, while 13.5 per cent have been recorded as 'other

workers'. Remaining 3 per cent have been workers in 'household industry'. Access to land is one of the important indicators of better livelihoods in rural areas. With respect to employment, the percentage of population, especially of STs, depending on agricultural labour has increased, which indicates the worsening situation for the STs in Telangana and Andhra Pradesh.

Agriculture: In rural Telangana and Andhra Pradesh, where 90 per cent of the STs are located, the predominant occupation is agriculture for more than 80 per cent of the tribals. About 35 per cent of the STs are cultivators. Although 7.81 lakh acres of land is suitable for irrigation in the TSP areas, the Government has so far provided irrigation facility to the lands covering an extent of only 1.08 lakh acres. The decline in the percentage of ST households that are cultivators (45% in 1991 to 35.4% in 2001) indicates the loss of land resources and increasing dependency on agricultural labour (37 to 43.7 per cent). It is to be noted that the percentage of population depending on agricultural labour has increased only in the case of STs.

Literacy and Educational Level: Literacy and level of education are two basic indicators of the level of development achieved by a group/society. Literacy results in greater awareness, besides contributing to the overall improvement of health, hygiene, and other social conditions. According to 2001 Census, the percentage of literate persons (those who can read and write with understanding), aged 7 years and above, among the ST population in Telangana and Andhra Pradesh is 37 per cent, which is lower than 60.5 per cent reported for the state's population as a whole. The female literacy rate of 26.1 per cent among the ST population is a matter of concern, as almost a Three-fourth of the ST females in the state are illiterate. Out of the total literates, 48.3 per cent are literates without any educational level, or have attained literacy only below primary level. The literates, who have attained education up to primary level and middle level, constitute 28.4 per cent and 8.5 per cent, respectively, while 12.3 per cent have an educational level up to Metric/Higher Secondary level, implying that every 8th ST literate is a Matriculate. Literates with educational level of Graduation and above are 1.8 per cent, while the NSSO estimates that the percentage of children in the age group 5-14 years attending schools during 2004-05 among STs were 80.4 percent.

Health: Infant Mortality Rate (IMR) is an important indicator in the human development perspective and is highest among the STs (104). Anaemia is another indicator of nutritional status, and it usually results from a deficiency of iron, vitamin B, or other nutrients. Across the social groups in the state, anaemia was found to be highest among SC women (56 per cent), while severe form of anaemia was highest among ST women (3.2 per cent). The other indicator of health status is access and utilization of health care services for which the indicators are immunization of children and pregnant women, and the attention received at the time of delivery. Nearly 62 per cent of the ST children are delivered at home using rudimentary methods, without any medical care.

Basic Infrastructure: Deprivation is also in accessing basic infrastructure. About 90 per cent of the ST villages do not have tap water, while 67 per cent do not have road connection and 73 per cent do not have any transportation facility. Consequently, the tribal population GOAP all the more disconnected with the outside world. Moreover, medical services are not available for about 50 per cent of ST villages in AP. The percentage of households without electricity is also highest among the STs (64.6 per cent).

Marital Status: Marital status is one of the important determinants of fertility and growth in any population. The 2001 Census data on marital status shows that 48.7 per cent tribals in AP are 'never married'. The 'currently married' constitute 46.9 per cent, while 4 per cent are 'widowed', and 0.5 per cent is 'divorced and separated'. Marriages of ST girls below 18 years (3.2 per cent) in Telangana and Andhra Pradesh are higher than that recorded among ST

population at the national level (2.1 per cent). Similarly, the incidence of marriage among boys below 21 years at 3.6 per cent is also higher than 2.8 per cent aggregated for the ST population at the national level.

Natural Resources: Land is the most important natural asset from which tribals derive their security and social status. The alienation and restoration of adivasi land and land rights has been one of the most complex and sensitive issues in Telangana and Andhra Pradesh, despite the Tribal Protective Land Transfer Regulations (LTR) that have been in force. The phenomenon of land dispossession is complex and varied. Over the years, the adivasis have been through continued dispossession of both individual and community control over their resources. This continued alienation has not only aggravated their poverty but has also seriously threatened their identity in their own homelands. About 50 per cent of the population in the Scheduled Areas comprises non-tribals, who control more than 50 per cent of the lands, in spite of the Tribal Protective LTR that have been in force since 1917, which prohibit transfer of lands between tribals and non-tribals). The Government of India brought into effect the Forest Rights Recognition Act 2006 in order to reverse historical injustice done to tribals. But in implementation, there has been systematic obstruction and the efforts towards the full and proper implementation of the Forest Rights Recognition Act 2006 were diluted.

Examples of gaps in development:

- i) *Development exclusion:* 20% to 30% of tribal households are not accessing the fruits of development as they are not even covered by CBO network.
- ii) *Social Security Protection:* The deprived and backward tribal households are in need of minimum social security protection in contingencies such as sickness, occupational hazards, employment injury, old age and pre-mature death. 10.54 lakh men and 7.2 lakh women of all tribals are excluded from basic social safety net programmes – Aam Admi Bima Yojana, Janasri Bima Yojana, Disability insurance etc., Households are yet to be covered by Abhayastham.
- iii) *Lack of Basic amenities:* PwD tribals are put to severe inconvenience due to lack of basic amenities and risks of all kind.
- iv) *Nutrition deficiency:* Nutrition among ST children is very high compared to other communities. Large number of ST children has no access to ICDS services due to constraints such as caste, gender, disability, extreme poverty, reliance on uncertain and exploitative wage employment.
- v) *Lack of access to justice system:* Tribal women are not able to access any support systems like police, courts, shelters etc. as they are dependent on daily wages and cannot afford either time or money to get through to the justice system.
- vi) *Financial Inclusion:* Credit flow to tribal households is not adequate and they largely depend on informal loans with high rate of interest. Only MM % of ST SHGs accessed bank loans in 2013-14 compared to MM % of all SHGs.
- vii) *Tribal Youth Employment:* Tribal youth being placed with assistance from EGMM are facing difficulties in funding cost effective accommodation in cities.
- viii) *Status of MGNREGS:* Around 15% of man-days in MGNREGS are contributed by ST households but there is an immediate need to improve this percentage.
- ix) *Low status of human development indicators:* literacy, especially female literacy, nutrition and health indicators (IMR, MMR and child malnutrition) in tribal areas are all much lower than that of the general population.
- x) *High indebtedness:* A large portion of their income goes for debt servicing and only a very small portion of their income is available for meeting their consumption and other needs.
- xi) *Lack of social security:* There are no strong institutions to build their social security making them the most vulnerable to all types of catastrophes.

- xii) *High dependence on middlemen and traders:* Whatever the tribals produce or collect from the forest fall in the hands of middlemen and local traders, mostly in the village itself. And often the price they get for their produce is a small fraction of the actual market price.
- xiii) *Landlessness:* Having their habitations on the fringe of the forest most of the tribals have little or no land. Other than access to forest resources and their own labour, low levels of livelihood assets limit the opportunities available for livelihood enhancement.
- xiv) *Low access to market and market information:* The lifeline of tribal economy is the 'Shandy', the weekly haats, usually located at a roadside. The tribals have to walk miles to reach the shandy point every time they want to buy or sell any goods. This lack of access to market diminishes their choices for selling their produce. When the market itself is not well accessible, the market information remains inaccessible for them.
- xv) *Absence of economic organization:* There are hardly any organizations of the tribals around economic activities, which can improve their incomes, reduce their expenditures, reduce risk and increase employment. This problem is compounded by the dispersed nature of their habitations. Seasonal migration is increasing as a livelihood strategy of tribal populations.
- xvi) *Lack of value-addition:* Quite often the tribal produce like NTFP (non-timber forest produce), agriculture and horticulture commodities fetch low prices due to poor quality caused by lack of knowledge about appropriate harvest, post-harvest and storage practices. In some items the loss can be as high as 100%.

Women and Gender Issues

In recent times, Gender issues have emerged at the central stage of development process. Reducing gender inequalities in the society and empowering women is a major concern of policy makers and planners. Discrimination of women based on their gender occurs throughout their lifecycle starting with their survival, which by itself is the first challenge. There exists evidence that women's empowerment results in reduction in gender disparities in human development. Expenditure patterns are geared relatively more towards development inputs, such as food, health and education, if women control cash income (Ranis et al.2000). The access to resources enhances the economic status of women. The improved economic status coupled with the participation of women in decision-making at the household level results in household budget allocations more in favour of women and children. With this perspective, some critical areas of causality such as sex ratio aberration, preference for the son, neglect of the girl child in various areas like nutrition, immunization, literacy and education, healthcare, marriage, childbirth and employment of women, women protection and security depict the overall status of women and the level of gender development in the State.

Women are referred as 'Triple Disadvantaged' in any society. They are discriminated in society on the basis of Gender, Caste and Poverty. A woman with disability experiences quadruple disadvantages along with above mentioned discriminations. When the scheduled castes and scheduled tribes are considered, it is evidently seen that they are highly subjected to different forms of discriminations and atrocities which made them socially excluded in the society. In cases of SC and ST women, they are triple disadvantaged who face huge physical, verbal and sexual violence from outside the communities as well as within their own communities. Gender assessment across the various parameters is done below to understand the reasons for women being excluded from the main stream.

Sex Selection. According to NFHS -3, 9% women and 12% men want more sons than daughters and most families would like to have at least one son. It is also reported that girl child mortality (13.2%) higher than boy child mortality (9.2%) which evidently shows negligence on girl child. Many socio economic factors like son preference, dowry, poverty, illiteracy among girls, child marriages, forcible abortions, scanning - directly linked with sex selective abortions and even sometimes female infanticide resulted in falling child sex ratios.

Child sex ratio	Number
No. of target APRIGP mandals having child sex ratio lower than AP state average	61
No. of villages in target APRIGP mandals having sex ratio lower than AP state average	3152

Though the average child sex ratio of SCs and STs is higher than state average 944, in the target APRIGP mandals of AP, out of all 150 mandals 40.66% of the mandals and 47% of the total 6697 target villages are found to be having sex ratio lower than the AP state average 944. In these mandals and villages, girl children are excluded from availing the benefits because of prevalence of all the above mentioned issues.

Most of women are not given decision making on deciding age of marriage, spacing between two pregnancies, abortions etc. The participation of women in health is also very low. Lack of participation and decision making will make them excluded from availing the benefits of health related schemes.

Girl Child: The sex ratio (as females per 1000 males) is a composite indicator of women's health, nutrition and survival status. The overall sex ratio in Andhra Pradesh has improved from 978 in 2001 to 992 as per 2011 census. In around 50% of the districts, the sex ratio is less than the overall sex ratio in the state. The decadal growth rate of the female population has shown negative trends in Kadapa (-5.21%), Rangareddy (3.64%), Warangal (-2.67%), Visakhapatnam (-1.26%) and Srikakulam (-0.01). Apart from the sex ratio, the Child sex ratio is an important indicator which relates to discrimination against girl child and preference for son or selective pregnancies. The Child Sex ratio stands pathetically at 943, clearly indicating a strong preference for boys and further need for probing into the case of the 'missing girl children' in the state. While the PNDT (Pre-Natal Diagnostic Testing) Act is passed in India in 1994, enforcement has been lagging. High risk families i.e. households with two or more girl children need to be provided constant support and protection to ensure that they do not get trapped in their vulnerability.

After birth, son-preference continues to persist leading to the neglect of girls and their lack of access to nutrition, health and maternal care in the critical early years. High rates of anaemia amongst pregnant women and low proportion of births attended by skilled health personnel are reported. For e.g. in AP, 56.4% of pregnant women aged 15-49 are anaemic and 74.2% of births are attended by skilled health personnel.

Women of the SC/ST population largely belong to the poorer masses, with little access to resources and livelihoods. Hence the sex ratio of SCs and STs account for women's position among the poor masses that have been socially deprived for a long time. In all major socio economic indicators, the SCs and STs were lagging behind the 'other' communities; this was more glaringly evident in the case of STs especially with regard to women.

Age at Marriage: Early age of marriage is also a contributing factor to maternal mortality, as it results in early pregnancy with girls giving birth before they are physically mature. If a mother is under 18, her baby's chance of dying in the first year of life is 60 per cent greater than that of a baby born to a mother older than 19. Even if the child survives, he or she is more likely to suffer from low birth weight, under nutrition and late physical and cognitive development. In Andhra Pradesh, the average age of marriage for women is 17.5 years which is below the legal age of 18 years.

The Total Fertility Rate (TFR) of women in the reproductive age group (15-49) was highest among the STs followed by SC and OBC, and the lowest was among the 'other' community. The fertility rate has declined in Andhra Pradesh over the years, and declined to its lowest level during the 1990s (1.79) and reached below the replacement level in the recent past (2005-06). The decline in fertility rate in the state seems to be associated with the increasing rate of family planning. The percentage of ever-married women in the age group 15-49 who had gone in for family planning increased from 59.6 to 67.6 per cent between 1998-99 and 2005-06. There was a decline in fertility rate and increase in family planning across all social groups/communities but at a varying rate. The differences in fertility rate and family planning were reflected in the differences in the growth of population across social groups.

Vulnerable Adolescent Girls. Adolescence is a crucial phase in the life of woman when a girl stands at the threshold of adulthood. This stage intermediary between childhood and womanhood is the most eventful for mental, emotional and psychological well-being. If a household has only one girl child the likelihood of her being sent to school is 56%. The bigger the family, and the more boys in it, the less likely the girls are to go to school. Female secondary schooling delays the age of marriage and provides women with the knowledge to secure their children's well-being in the form of improved childcare. The life cycle approach for holistic child

development remains unaddressed if adolescent girls are excluded from the developmental programmes aimed at Human Resource Development. Various studies have clearly revealed that the health, nutrition, education and social status of adolescent girls are at sub optimal level and the adolescent girls do not have adequate access to vital health and nutrition information or services. In order to better address concerns for women and the girl child, it is essential to design interventions for adolescent girls with the objective of breaking the intergenerational life cycle of nutritional disadvantage and providing a supportive environment for self-development. Over the past two decades, there has been a rapid increase in the rates of enrollment in and completion of girls in primary schools, clearly indicating demand for education. However the transition to post primary education is poor. If there is a long walk to school that is insecure with no toilet facility, the likelihood of parents allowing their adolescent daughters to continue their schooling is low. The lack of female teachers also serves as a major disincentive, given that parents are often more comfortable sending girls to their classroom with a female teacher.

Nutritional Status of Women: The nutritional status of women is critical for their own health as well as the health of children. There are different indicators to measure the nutritional status of women. For instance, the height of an adult woman also reflects the level of nutrition during childhood and adolescence. And the height of a woman often indicates the level of risk of difficulty in childbirth and delivering a baby with low birth weight. Current diet also influences nutritional status. Women from scheduled tribes/castes have a relatively poor diet that is deficient in fruits and green, leafy vegetables. Although there was no significant difference in terms of the mean height of the women, the percentage of women below 145 cm was highest among women belonging to scheduled castes. The body mass index (BMI), which is a measure of weight to height, is used to assess thinness or obesity. A BMI less than 18.5 indicates chronic energy deficiency in a woman. The mean BMI was lowest for SC/ST women and the percentage of women whose BMI was below 18.5 was the highest among SC and ST.

Anaemia is another indicator of nutritional status which usually results from a deficiency of iron, vitamin B or other nutrients. Iron deficiency is the most widespread form of malnutrition in the world and in India and in Andhra Pradesh it affects about 50 per cent of the population. According to NFHS III (2005-06) while on an average about 62.9 per cent of ever-married women in the age group 15-49 years had iron deficiency (were anaemic) in the state, across social groups, anaemia was highest among ST women (67.9%) followed by the SCs (64.9 per cent) and OBC (64%). The severe form of anaemia was highest among ST women (6%) and SC women (4.2%) in the state. The percentage of women with anaemia across all communities has increased between 1998-99 and 2005-06, indicating the worsening situation of iron deficiency of women in the state.

Education and literacy. In education, there exist great disparities between males and females shows the gap between the literacy rates of males and females. It shows how the gap has been persisting since 1961. In 1961 the female literacy rate was 12.03 per cent as against 30.19 per cent among males. The disparity index (ratio of male literacy rate to female literacy rate) in 1961 was 2.51. The literacy rate of females rose to 59.74 per cent in 2011 even as the rate for males increased to 75.56 per cent. As shown in table, the literacy rate among females has increased at a faster rate than among males. This is evident from the successively decreasing trend of disparity index from 2.51 in 1961 to 1.26 in 2011 indicating a positive response to the educational campaigns conducted by the government as well as nongovernmental organizations.

Table - 1.8: Gender-Wise Literacy Rates in A.P. (1961 To 2011)

Year	Male Literacy Rates	Female Literacy Rates	Disparity Index
1961	30.19	12.03	2.51
1971	33.18	15.75	2.11
1981	39.26	20.39	1.92
1991	55.13	32.72	1.68
2001	70.85	51.17	1.38
2011	75.56	59.74	1.26
Source: Handbook of Statistics, Bureau of Economics and Statistics, Hyderabad			

With regard to progress of girls' enrollment in primary, upper primary and secondary stages, in 1959-60, the enrollment of girls was 37.88 per cent (10.63 lakhs out of 28.06 lakhs) at primary stage, 22.94 per cent (61,752 out of 2.69 lakhs) at upper primary stage, and 17.88 per cent (39,594 out of 2.21 lakhs) at secondary stage. By 2004-2005, the situation had considerably improved with girls' enrollment reaching 49.37 per cent (37.98 lakhs out of 76.92 lakhs) at primary level, 47.61 per cent (12.26 lakhs out of 25.76 lakhs) at upper primary stage and 46.19 per cent (13.09 lakhs out of 28.35 lakhs) in secondary stage. The enrollment of girls has increased at a faster rate than that of boys at primary, upper primary and also at secondary stage. In 2011, the Gross Enrolment Ratio for girls was 100.7% for girls and 101.33% for Boys which has been encouraging though the major concern was retention with the overall dropout rate which was higher in the case of girl children with 36.6% as against boys with 33%.

As per the education statistics 2012-13, in United AP enrolment ratios and dropout rates at I to X class levels are as follows:

	Enrolment ratios	Dropout rates
Girls	73.73	37.8
SC Girls	85.32	41.15
ST Girls	78.86	68.94

As per the above girls who are dropped out excluded from availing the education, career

mentioned statistics, the from the schools are benefits like scholarships, development, personal safety etc. The ratio of male to female teachers also effects in girl child dropout rate. Often these girls will involve in sibling care and work as helping hands to parents. Some girls even become child labour and few get married before the legal age of 18. Becoming a child labour will make them more vulnerable to trafficking and sexual exploitation. Marriage below the legal age makes them vulnerable to risky pregnancies, desertion by husbands and trafficking.

(Source: Looking at rates, the literacy rate the state and average

State Average Female Literacy Rate(2011)	59.7
State Average Male Literacy Rate (2011)	75.6
State Average Literacy Rate(2011)	67.7
National Average female Literacy Rate(2011)	65.5

Census 2011) the literacy female is lower than national literacy rate.

Unless the women are educated and focus is given on illiterate women, they cannot develop the neGOAPiation skills that are required for social, economic and political empowerment.

Inclusion in SHGs: SC and ST women:

SHG membership itself is an entitlement to a poor woman. This acts as a gateway for the woman to access all the other entitlements from IKP, which include insurance, access to loans, PoP, pensions, scholarships etc. As per the survey data of Unnathi unit SERP, following are the details of the SC and ST women who are not having SHG membership.

Total No. of SC women not having SHG membership (AP 13 districts)	511673
Total No. of ST women not having SHG membership (AP 13 districts)	223185

(Source: Unnathi survey data SERP 2013)

Out of the total SC and ST women surveyed, 33.7% of the SC households and 44.6% of the ST households are not having SHG membership. The reasons for being excluded from SHGs are: lack of awareness on other benefits that they avail from the SHGs and seeing SHGs as channels to avail loans.

Women in trafficking. Three Rayalaseema districts of Andhra Pradesh, Anantapur, Chittoor and YSR are reported to be highest trafficking prone areas. So far, Social Action Committees of Gender unit SERP has dealt a total of 368 trafficking cases. The rescued women from trafficking are often excluded to access the entitlements including SHG membership from the main stream women due to high stigmatisation. These situations force them to enter into viscous circle of sex work profession as they lack livelihood options.

Women headed households. The woman headed household is defined as a family which is led by widow or separated/ divorced from her husband or deserted/ abandoned by her husband. There exist a largest percentage of rural households that are female headed in the state. Out of a total of 142.46 lakh rural households in the state, 19.77 lakh HHs are female headed that accounts for around 14% of the Households (Census 2011). It may also be noted that over 30% of the household are headed by women over the age of 60. This indicates the necessity of creating safety nets such as pensions for the older women in addition to productive livelihood options apart from pensions for the younger women in order to enable them to support their families.

The differential poverty between male headed and female headed households in united Andhra Pradesh is 21.1% (Census 2011) which clearly shows a huge gap between male and female in getting an equal advantage. This shows that the women headed households have triple disadvantage, but have '**triple burden**' in terms of child care, house work and paid work.

Total percentage of female headed households in India (Source: Census 2011)	10.9%
Total percentage of female headed households in United AP (Source: Census 2011)	27.1%
Total percentage of female headed households in United AP (Source: NFHS 3)	14.9%

One of the major reasons for high number of widows is high consumption of alcohol by men which lead to high crude death rate of men than women. With less or no education these groups are very vulnerable to trafficking and sexual violence. They face day to day challenges for Protection and Survival.

High Risk Groups

There are several other gender based vulnerable women who are vulnerable to face gender based violence and are at the verge of entering into the trafficking or sex work. Hence in order to protect these gender based vulnerable women, Gender unit SERP has categorised women into high risk priority groups.

“The definition of high risk priority groups is as follows: (a) families having more than two girls, (b) Women headed households with a large family, (c) divorced, deserted or abandoned by husbands and young widows, (d) family with men heavy drinking, (e) families suffer with domestic violence, (f) Child marriage happened families, (g) families with child labour, (h)

Families suffered with Basivini, jogini, Devadasi, mathangi systems, (i) Old age destitute, (j) child headed families, (k) Women living with HIV /AIDs.”

These women are excluded from the SHG membership for the reasons being long duration/seasonal in and out migrations, lack of ration cards for address proofs. In case of sex workers and trafficked victims, the social issues, stigmatisation from the peers acts as a barrier for women to be part of SHGs.

Domestic Violence: The United Nations defined “Violence against Women” in 1993 in Declaration on the Elimination of Violence against Women. It defines it as any act of gender-based violence that results in, or is likely to result in, physical, sexual or psychological harm or suffering to women, including threats of such acts, coercion or arbitrary deprivation of liberty, whether occurring in public or private life. 34 percent of women age 15-49 in Andhra Pradesh have experienced physical or sexual violence, including 37 percent of ever-married women.(NFHS-3).Women with husbands who consume alcohol and get drunk often are much more likely than women whose husbands do not consume any alcohol to experience spousal violence. Fifty-two percent of women who have experienced spousal physical or sexual violence have suffered injuries as a result of violence. Only 22 percent of women who have ever experienced violence have sought help to end the violence. Two out of three women have neither sought help nor told anyone about the violence. Abused women most often seek help from their own families. Very few women seek help from any institutional source, such as the police or a social service organization.

Other Crimes against women: Andhra Pradesh, with nearly 7.0% of the country’s population, has accounted for 12.4% of total crimes against women in the country by reporting 28,246 cases in the year 2011. Andhra Pradesh is one of the high supply states for trafficking. A survey conducted by the National Commission for Women in 2011 reports around 20.4% of persons trafficked for sexual exploitation, are from A.P and 28.7% (1899) of Dowry cases in the country were reported from Andhra Pradesh. The State has reported 42.7% of the sexual harassment cases (3,658) during the year 2011 indicating the need to ensure efficient and speedy justice for women by the state.

When the crimes against SCs and STs in the form of rapes, SC ST Atrocities and gender based violence are seen, the number of crimes on the scheduled castes and tribes are significant. Most of the crimes against SC ST women especially the atrocity cases do not come into light because these victims are the ones who are unable to get access to any support system like police, courts, shelters etc. and they are dependent on daily wages and cannot afford either time or energy or money to get through to the justice system. Even though few women take steps to come forward and register the cases most of the cases remain unregistered without filing FIRs.

Access to Justice. A vast majority of poor rural women are not able to access justice in spite of legislations and many efforts made by the Central as well as the State Government, to provide institutional support to women facing violence. Efforts have been made to bridge the gap and nurture processes whereby poor women collectively access justice, address violence against women and provide care and support to the affected women to rebuild their lives. It is understood that mere targeting women is not enough to deal with the gender specific dimensions of the poverty and that there is a need for designing targeted strategies to address the gender specific requirements. Allocation of resources and power within poor households needs to be addressed to enhance the intra family equity. To reduce gender specific risks and vulnerabilities like the death of life partner, desertion by husbands, domestic violence, reproductive health of the woman became an essential part of the gender planning. Social agenda was formulated taking into consideration all these gender risks. It has been demonstrated through some cases, that for gender specific reasons, households may slip into poverty and move in and out of poverty based on the life cycles.

Female Work Participation: The female work participation in Andhra Pradesh is lower than that of male but is the highest amongst all the states in India. However, the women workers in the state are not placed better economically since the workforce is concentrated in activities which are unorganized, informal, seasonal, insecure, menial and poorly paid. There is also significant wage disparity between the males and the females. National Rural Employment Guarantee Scheme (NREGS) has to some extent resulted in shift in rural women's participation in the labor market and has impacted children's educational outcomes. While the NREGS's main objective is to alleviate rural poverty by providing employment to households on local public works, it has facilitated increase in rural women's access to labor market opportunities at her doorstep. From a gender perspective, there are two interesting outcomes of this program. First, the wage rate offered in the scheme is uniform across gender, and second, it gives priority to female employment on public works and mandates one-third of the program beneficiaries to be women.

Participation of women in rural value chain: Share of women in wage employment in non-agriculture sector is as follows:

All India: 18.6%, Rural 19.6% Urban 17.6% (2009-10 NSSO) projected 23 % by 2015. In united AP total women share is 4.2% out of which rural is 2.4% and urban 8.9%. In 2011-12 it is 3.5 % out of which rural is 3.5% and urban is 3.6%. The data of NREGS is as follows:

SCs working in NREGS	2506172
STs working in NREGS	1469431
PWDs working in NREGS	130301
Male average wage	114.96
Female average wage	109.13

As per the above 9.34% of the SC of the ST households

working under NREGS. The high risk priority group women especially trafficked victims and sex workers face huge issues in accessing the services from NREGS due to stigmatisation and sexual exploitation at work sites.

mentioned data, about households and 12.54% are excluded from

Asset ownership and Control rights: Asset ownership and control rights play an important role in women's income generation which give her financial independence. Seventy nine percent of rural women in India work in agriculture but lack control over productive assets such as land, livestock, technologies, credit and finance as well as lack market literacy. Most of these problems would be resolved, if women's rights over land and productive assets are recognized in the official records. Endowing women with land would empower them economically as well as strengthen their ability to challenge social and political gender inequities.

BangaruTalli: The programme aims to enhance the social status of the girl child and to increase the age at marriage and facilitates care of the girl child in every household from her birth till she completes her graduation. If a woman gives birth to a baby girl, Rs 2,500 will be deposited into her account. Rs 1000 will be given for the first 2 years at the time of immunization. Rs 1,500 will be given every year to the family through Anganwadis till the baby attains the age of 5 years from 3rd year onwards. At the time of admission to school, Rs 2,000 will be given every year for her studies from the first to the fifth standard and Rs 2,500 from sixth to eighth standard, Rs 3,000 for ninth and tenth standard. For the girls' study of Intermediate, she will be given Rs 3,500 each year and Rs 3,000 a year during her graduation⁷. Total no. of beneficiaries registered as on March 2014 are 2,12,233. Total no. of beneficiaries paid first instalment are 1.39.627 out of which 21.87% are SCs, 8.3% are STs, 46.53% are BCs, 4.65% are minority beneficiaries and 18.65% are other beneficiaries.

⁷<http://bangarutalli.ap.gov.in:8080/bt/home.jsp>

Gender disaggregated data. Age wise gender disaggregated data is not available either at the village or at the higher level. This makes the women/girl children to lose the certain benefits from various schemes and get excluded from availing certain specific services. For example, a disabled girl child is more vulnerable to gender based violence and who requires specific gender services, lack of disaggregated data will make her not avail specific services.

Strategies/ Programs:

All the above mentioned reasons show that the number of SC and ST women/ girls and other high risk priority groups being excluded from the mainstream. Currently, in tribal areas, the SAC structure is not active and Family Counselling Centres are not established in most of the TPMUs. Therefore, the women in tribal areas do not have access to services provided to resolve gender issues, which results in their exclusion and increase in gender based vulnerabilities.

In order to mainstream gender and for inclusion of all SC ST women/ girls the following strategies are designed:

- 1) Gender sensitization to all the line department officials and the IKP functionaries from grass root level to highest level.
- 2) A GO to be issued to make the mandatory gender and PwD disaggregated data available across all the line departments from grass root level to highest level.
- 3) Defining and up fronting all the gender based vulnerable women and giving them priority as high risk groups. All the line departments and all the IKP functionaries should recognize these high groups and shall be ensured all the entitlements.
- 4) Implementation of 'Gender Policy' at all levels of SERP. Intensive trainings and study materials are given to all IKP staff and are subjected to appear the online tests on gender during recruitment and promotion.
- 5) All the materials and posters shall be evaluated with gender lens to verify whether the material is gender sensitive or not.
- 6) Strengthening Family Counseling centers in every Mandal to effectively undertake the gender based issues.
- 7) Building army of Social Action Committees in the village level to ensure the reduction of gender based violence on the women.
- 8) Generating legal awareness on women's rights in the target mandals.

Relevant Policy and Legal frameworks

The overall RIGP objective is to improve incomes and human development indicators in the most backward mandals of the state through rural value chains, retail chains, health and nutrition interventions and improved access to social protection programs and entitlements. This chapter lists out the key government policies and legislations as well as World Bank's Operational Safeguard policies that apply to RIGP.

World Bank's Operational Safeguard Policies

Safeguard policies of the World Bank ***applicable to RIGP*** are as following:

Safeguard Policies	Objectives	Applicability
OP 4.10: Indigenous Peoples	While Indigenous people (tribal communities in the Indian context) will not get adversely affected by project interventions, often they get left out of the development process. This essentially requires a strategy on more informed consultations, ensuring sociocultural compatibility of interventions with the local tribal culture and sensibilities and continued broad community support for project interventions.	The project area covers districts and mandals inhabited by tribals and hence needs to ensure informed consultation, broad community support and inclusion of tribals in participation, decision making and benefit sharing.
Natural Habitats (OP 4.04)	The Bank does not support projects that, in the Bank's opinion, involve the significant conversion or degradation of critical natural habitats.	Applicable. Applicable APRIGP where value chain and Human Development activities happen in tribal areas.
Forests (OP 4.36)	The Bank distinguishes investment projects that are exclusively environmentally protective (e.g., management of protected areas or reforestation of degraded watersheds) or supportive of small farmers (e.g., farm and community forestry) from all other forestry operations. Projects in this limited group may be appraised on the basis of their own social, economic, and environmental merits. The Bank finances plantations only on non-forested areas (including previously planted areas) or on heavily degraded forestland.	Applicable. Applicable APRIGP where value chain and Human development related interventions happen in tribal areas located near forests.

National and state social policies

Various policies of both the central government as well as the state Government will come into play during the implementation of the project. The following Table summarizes the relevance of these on the project.

The Andhra Pradesh Scheduled Castes Sub-Plan and Tribal Sub-Plan (Planning, Allocation and Utilization of Financial Resources) Act in 2013

Realizing the need to undertake specific investments towards the improvement of both economic and human development outcomes of the SC/STs, the Government of erstwhile Andhra Pradesh enacted "The Andhra Pradesh Scheduled Castes Sub-Plan and Tribal Sub-Plan (Planning, Allocation and Utilization of Financial Resources) Act in 2013. The legislation was done to ensure accelerated development of Scheduled Castes (SC) and Scheduled Tribes (ST) with emphasis on achieving economic, educational and human development along with ensuring security, social dignity and promoting equity. AP is the first state to enact this landmark legislation in the entire country. By ensuring allocation of funds to these sections in proportion to their population, the legislation would be helpful in ensuring the right to equality for the SC and ST community. This legislation will continue to be in force in the newly created Telangana State.

The salient features of this Act are as follows:

- i) 16.2% and 6.6% of overall AP budget earmarked for SCs and STs under Scheduled Castes Sub-Plan (SCSP)/Tribal Sub-Plan (TSP) respectively will be allocated and monitored. These resources are non-fungible;
- ii) Schemes under SCSP/TSP should secure direct and quantifiable benefits to SC or ST households or individuals or habitats;
- iii) Transition from expenditure based allocation to outcome based allocation;
- iv) Department of Social Welfare will be the nodal agency for implementing the SCSP & the Department of Tribal Welfare for the TSP

For the Financial Years 2013-14 and 2014-15, Rs. 189.6 and Rs. 396.9 crores respectively, have been proposed as assistance to SERP under SCSP for livelihood enhancement of vulnerable SC families, bonded labour rehabilitation, Ambedkar Model Village and updating of baseline data of SC families and habitations. Similarly, under TSP, Rs. 24 and Rs. 104.64 crores have been proposed for the respective financial years, as assistance to SERP for livelihood enhancement of vulnerable ST families, support to Yanadi families and updating of baseline data of ST families and habitations.

Maarpu

Additionally, the erstwhile Government of AP also launched a converged health and nutrition service delivery initiative, Maarpu (change), in 2012. **Maarpu** was taken up as a pilot project in Karimnagar District of Telangana in July 2011 and after successful initial results scaled up for implementation in the erstwhile state of Andhra Pradesh in September 2012. This program will also continue in the state of Telangana.

The program focuses on the reduction of maternal and infant mortality, regular pre-natal monitoring of health and nutrition status of pregnant women and safe institutional deliveries through convergence across departments and active engagement of the community organizations promoted by SERP. In particular, Maarpu signifies the convergence of efforts of the Health, Women's Development & Child Welfare, Panchayati Raj and Rural Development Departments, working along with the Self Help Groups (SHGs) and their federations, to bring about a quick decline in the Infant Mortality Rate (IMR), Maternal Mortality Ratio (MMR) and malnutrition in Andhra Pradesh.

Bangaru Thalli

For the benefit of girls belonging to poor households, the Government of erstwhile Andhra Pradesh introduced the Bangaru Thalli scheme in 2013 with the objective of supporting the family of a girl from her birth till her graduation. The new government of Telangana has announced that it will continue with the scheme with some modifications. It is essentially a “conditional cash transfer” scheme under which cash at the specified rates is deposited into the bank account of those families that fulfil conditions such as institutional delivery, birth registration, complete immunization, enrolment in day care (anganwadi centres), school enrolment and access to secondary and college education etc. The primary objective of the scheme is to achieve significant HD outcomes at critical stages, enhance the social status of girls, enhance gender equality and increase the age of marriage, which is required both from the health as well as enhancing educational opportunities and access for the girl child.

Greater Role of Gram Panchayats.

The newly elected Government of Telangana has also given a strong push towards greater role for Gram Panchayats (local governments) in planning, implementing and monitoring key government programs. The budget process this year consisted of a bottom up planning exercise that involved the panchayats undertaking a planning exercise to identify the key priorities for works for the year. These plans were aggregated at the state level to prepare the overall budget for the state. The government has also proposed an initiative to introduce e-Panchayats initiative in all 2,400 Gram Panchayats (GPs) providing computer services at the lowest level of the government. Under the programme it is envisaged that all payments of MGNREGS, pensions, watershed and other government programmes would be administered through "one stop shop" to be set up at these GPs. In addition, computerized services to be offered by these facilities will include tax collection, layout fees, fee collection on birth and death certificates, and preparation of "Mana Vooru-Mana Pranalika (Our Village – Our Plan)" plan monitoring expenditure of various schemes of the GPs. Clearly, there are focused efforts being put in by the state government to change policies, budget allocations, converged institutional arrangements especially at the panchayat level to ensure significant improvement in the human development indicators especially among the poorest communities like the SC/STs.

Other Policies of Relevance are:

Scheduled Tribes and Other Traditional Forest Dwellers (Recognition of Forest Rights) Act, 2006	The Act recognizes the rights of forest-dwelling Scheduled Tribes and other traditional forest dwellers over the forest areas inhabited by them, provides a framework for recording the same.	Traditional Forest Dwellers. (Recognition of Forest Rights) Rules. 2007	The Act provides three kinds of rights to Scheduled Tribes and Other Traditional Forest Dwellers: Land Rights: Right to continue cultivating land (less than or equal to four hectares) where they have been cultivating prior to 13 December 2005 Use Rights: Provides for rights	Department of Forest,	This Act is particularly relevant, and will be applicable to the districts with large proportion of tribal population. Where agricultural improvement investments are made on lands inhabited by tribals the project will not question the ownership of their lands.
---	---	---	--	-----------------------	--

			to use and/or collect a) minor forest produce (<i>tendu patta</i> , herbs, medicinal plants) that has been traditionally collected, b) Grazing grounds and water bodies, c) Traditional areas of use by nomadic or pastoralist communities Right to protect and conserve: Gives the community the right to protect and manage the forest.		
Extension of Panchayati Raj to Scheduled Areas (PESA) 1996	The Act provides for extension of the provisions of part IX of the Constitution relating to the Panchayats to Scheduled Areas. The Act allows greater recognition to tribal economic and socio-cultural systems, autonomy for local governance and control over natural resources in scheduled areas of the country.		Every Gram Sabha shall: i). approve of the plans, programs and projects for social and economic development before such plans, programs and projects are taken up for implementation by the Panchayat at the village level; ii). be responsible for the identification or selection of persons as beneficiaries under the poverty alleviation and other programs	Forest Department, Tribal Commissioner	Any project intervention should honour and maintain the autonomy of the tribals. Applicable as project needs to take prior informed consent for project interventions, to ensure that livelihood enhancement interventions are socially acceptable. Introduction of new crops/ technologies should including food crops should take into consideration their cultural preferences.

Mahatma Gandhi National Rural Employment Guarantee Act⁸

The Mahatma Gandhi National Rural Employment Guarantee Act (MGNREGA) 2005 aims at enhancing the livelihood security of people in rural areas by guaranteeing hundred days of wage-employment in a financial year to a rural household whose adult members volunteer to do unskilled manual work creating community assets and infrastructure. NREGA is the first Act in independent India that guarantees right to work. Apart from granting 100 days of work the Act also provides better working conditions like availability of first aid kit, crèche for children, provision for shade and drinking water at the worksite. The Act also includes unemployment allowance for people who have applied for Act and do not get work within fifteen days of application. Since employment generation is one of the main emphases of the Act it bans use of machines and contractors. In order to have transparency of the process, the Act makes Social Audit mandatory. Social Audit attempts to streamline the process of service delivery and ensures transparency and accountability of the system. Social Audit also gives an opportunity for the poor to be aware of their rights and entitlements and participate in the design of the programme, decision making process and its monitoring and evaluation.

Right to Information Act 2005⁹

This Act provides for establishing a practical regime of right to information for citizens. Under it provision any citizen can request information from a public authority (a body of Government), and this body is required to reply within 30 days. The Act requires every public authority to computerize their records for wide dissemination and to proactively publish certain categories of information minimally.

RIGP will have a transparent system of identification of beneficiaries, disbursement of credit and so on which will be monitored by the project team as well as the community on a regular basis. The data should be out up for public consumption. Apart from that any grievance or complaint made by a person should be addressed and disposed in a transparent manner.

Protection of Child Rights Act (2007)¹⁰

The National Commission for Protection of Child Rights (NCPCR) was set up in March 2007 under the Commission for Protection of Child Rights Act, 2005. The Commission mandate is to ensure that all laws, policies, programmes and administrative mechanisms are in consonance with the child rights enshrined in the Constitution of India and in the UN Convention on the Rights of the Child. The Child is defined as a person under 18 years age group. Hence issues of child labour in RIGP areas should be monitored and addressed through the Social Action Committees and the VOs.

Protection of Women From Domestic Violence Act 2005¹¹

As per the Act any conduct of the respondent shall constitute domestic violence if he/she,— (a) habitually assaults or makes the life of the aggrieved person miserable by cruelty of conduct even if such conduct does not amount to physical ill-treatment; or (b) forces the aggrieved person to lead an immoral life; or (c) otherwise injures or harms the aggrieved person. (2)

⁸ www.nrega.nic.in

⁹ [en.wikipedia.org/wiki/Right to Information Act](http://en.wikipedia.org/wiki/Right_to_Information_Act)

¹⁰ National Commission for Protection of Child Rights, npcr.gov.in

¹¹ www.Vakilno.1.com

Nothing contained in clause (c) of sub-section (1) shall amount to domestic violence if the pursuit of course of conduct by the respondent was reasonable for his own protection or for the protection of his or another's property. Some of the salient features of the Protection from Domestic Violence Act, 2005 are as follows:

- "Domestic violence" includes actual abuse or the threat of abuse that is physical, sexual, verbal, emotional and economic. Harassment by way of unlawful dowry demands to the woman or her relatives would also be covered under this definition.
- One of the most important features of the Act is the woman's right to secure housing.
- The draft Act provides for appointment of Protection Officers and NGOs to provide assistance to the woman w.r.t medical examination, legal aid, safe shelter, etc.

There have been instances where it was seen that microfinance programs have led to increase in domestic violence. Hence, RIGP should play an important role in sensitizing and capacity building of the community members on the legal provisions of this Act in particular. If cases of violence are reported immediate steps should be taken to enforce this law. This would be especially relevant for the Gender Based Violence related sensitisation and capacity building activities under the project.

Stakeholder consultations

In order to further update its poverty, inclusion and vulnerability reduction strategy in the context of the RIGP project, SERP has leveraged its longstanding operational knowledge and institutional learning of working with the most excluded communities and updated its social assessment and social management framework. In preparing the project and the SMF, SERP has undertaken a series of field visits, stakeholder consultations and in-depth situation assessment studies, with focus on SC and ST Households across many districts of Telangana.

These consultations and focus group discussions were held with key stakeholders of the projects: excluded SC/ST households, tribal farmers and leaders, women members of VOs and MS, youth, landless etc. SERP teams briefed the communities about RIGP components and consulted them on the key project interventions. The wide range of issues were touched upon such as reasons for not being part of the SHG, savings status, how the loans really utilised and what impact it is made in the lives of the poor women, access to various entitlements and social protection schemes and the reasons for not being accessing them etc. and possible solutions have been sought from the community members. These interactions have provided many insights and way forward on outreach and mobilization strategy, focus of HD and IEC plans. Livelihoods as well as social protection/entitlement. The consultations, interactions and visits were held in SC and ST dominated mandals of the following districts.

- i) Guntur
- ii) Vishakhapatnam
- iii) Srikakulam,
- iv) Prakasam
- v) Nellore

A summary of the key issues that have emerged from these consultations are summarised below.

Inclusion in SHGs, Credit

- Most villages have 10-20% households that are excluded from SHGs and the bundle of credit, social protection and other services
- High levels of illiteracy among SHG members
- 20 eligible households in Vanju Thanda and 30 eligible households in Degulwadi VO not covered in SHG. Many of them migrated and now came to village and are willing to come in to SHGs. Some Households have less paying capacity of savings hence, are unable to be brought under SHGs. Some are new entrants in to the village after their marriage. Lack of ID proof is a constraint banker is insisting for formation of group or joining into existing group
- Excluded households primarily seem to fall in 3 categories– Ineligible (above 60), New Village Residents (daughter in law) and those that have left the villages. Every VO, still has scope to include these left out households but No clear strategy and thrust on including new and left out members was evident.
- In Warangal, MS is implementing several government programs related to insurance etc. but seemed weak in articulating and advocating the most important priorities for its 9000 members, namely drinking water, irrigation, pension coverage, women's health issue etc. MS, VOs need new thrust of capacity building on human development issues.
- Presence of money lenders in many of the RIGP villages

Health, Education

- Huge expenditure on seasonal diseases that could be averted with simple preventive measures such as environmental sanitation, hygiene and safe water supply.
- After the completion of 5th standard, many children drop out due to lack of transportation facilities, or to look after the younger siblings, household work.
- Children miss school for 2-3 months every year. Due to harvesting of the cotton crops (in winter months) religious 'Jatras',
- Tribal Girls have higher dropout rates to work in agriculture fields, taking care of siblings and helping mothers in the household work.
- About 20-30% of children participate in farm labour
- Younger couples, often less than legal marriageable, age know little about sexual and reproductive health, family planning and child birth.
- Good awareness on institutional deliveries among women,

Food and Nutrition

- Lack of food and knowledge of food intake diversity among tribal and SC women.
- Among general malnourishment within tribal children, instances of severe malnourished children are not uncommon.
- College going students are forced to involve in cotton fields
- Exploitation of farmers by traders of fertilizer, seeds

Water and Sanitation

- Drinking Water is No 1 priority. Households face acute water crisis and this emerged as top priority in the consultations. In one village, the villagers collectively spend about Rs 2 lac per month to buy water from a local contractor. Acute drinking water shortage and lack of water purification systems
- Most villages have majority households practicing OD. Very Low access to individual sanitary latrines
- Low awareness on health and sanitation linkages resulting in children getting affected by diseases and malnutrition
- High vulnerability to water borne diseases, especially in villages where untreated source of water is used. Water consumption is often without boiling the water or using any other filtration methods. Due to this, inhabitants suffer regular health issues;
- Reluctance to borrow to get the toilets constructed, and people have expectation that this would be done by government. Poorest households lack ISLs across all villages.
- Scarcity of water is a significant reason for very few toilets among the SC/ST households

Access to Pensions, Entitlements, NREGS

- All round low and minimal awareness of government programs, rights and entitlements;
- NREGA does not respond to job demand (when its needed most). People know little about demand driven nature of NREGS. They do not know how to assert demand for work under NREGS.
- 25% families require Job Cards and Job cards holders are not getting sufficient NREGS works in time
- NREGS payment is also delayed which leads to discourage of NREGS works
- About 40-50% of eligible households accessing pensions.
- Low access to disability related pensions due to lack of awareness and know how
- 10-20% households without ration cards

Agriculture, Livelihoods

- Low productivity, subsistence agriculture with some surplus. Use of Traditional agriculture implements
- Low productivity of cotton crops mainly due to sandy soils; Middlemen involved in procurement of cotton produce
- Many SC households are cultivating vegetables and other crops to ensure their household food security.
- Drought like conditions in many villages with lack of rain, and minimal availability of ground water
- General demand for land levelling and digging of open wells
- If rains are good, the land holders cultivate rain fed crops Otherwise they migrate for work. Many families' men and women migrate to faraway places for Sugar cane for 5-6 months from November to April, earning about an average wage of Rs.350/- per day per person.
- Mass migration in Rudraram village of 250 households. Nonfarm livelihoods to be promoted to the families keeping in view of the drought ness in the area
- In tribal villages, selling forest products is an important source of livelihoods, in addition to agriculture of cotton, paddy, Soya, Millets.
- Villagers have access to various forest products like fuel wood, fodder for the goats, fruits like custard apples, Regi, Guava, Vipra flowers and eatable Tubers and Tunikaku.
- Fuel wood is preferred over cooking gas. Forest is the main source of fuel wood for cooking.

Gender

- women lack critical information and access to better nutrition and health feeding and child care practices
- Significant number of women headed households (mostly widows) in most villages
- General tendency of preferring male child over female child
- Women's poor health and more female infant deaths.
- Presence of more gender vulnerable families (with more daughters)
- Women especially vulnerable to snake and scorpion bites, as they have to go for open defecation especially during night time.
- Some of the villages, women fetch drinking water from 2-3 km away from the habitation. Women often wake up very early to queue up and fetch water
- Prevalence of alcoholism, bigamy and domestic violence

Summary of Key Social Priorities

- Promote women's awareness on water, sanitation, hygiene and food diversity and intake, health feeding practices, sexual and reproductive health, child malnutrition.
- Form and strengthen the new groups with left out ST/SC women in the Tribal habitation and in SC colony,
- Provide resources from SC/TSP funds for drinking water, toilets etc.
- Ensure effective implementation of NREGS
- Drinking water is a serious issue and need to ensure safe drinking water
Ensure 100 per cent job cards to the all eligible households and activate the NREGS interventions in the village to ensure employment guarantee,
- Promotion of Individual Sanitary Latrines in the village with active involvement of SHGs,

Key Social Impacts and Issues

Project Beneficiaries

The key project beneficiaries are going to be the rural poor, especially the small and marginal farmers and SC/ST households, and landless and other vulnerable households in 150 most backward mandals in Telangana covering about 5,000 villages.

Impacts for small farmers and SC/ST households.

RIGP aims to deliver the following key results.

- i) Diversified and enhanced source of income of 250,000 producers in selected project mandals - 50% incremental income increase of the selected household. 70% of the producers benefiting are from poorest and SC/ST households
- ii) 250,000 poor households would improve their improved human development status. % decrease in underweight (weight for age) and stunting (height for age) in children under age three years; % reduction in anaemia among children(6 to 59 months), adolescent girls, Pregnant and lactating mothers
- iii) *500,000 poor households have enhanced access to systems that deliver improved information, enrollment and payment for social protection and entitlement programs.*

The beneficiaries under the project would constitute more than 50% of the small and marginal farmers and the SC/STs living in the target 150 mandals.

Project interventions on rural value and retail chains, health, nutrition, water, sanitation and social protection and vulnerability reduction services will lead to significant and widespread positive impacts in terms of enhanced incomes, increased productivity and market access, enhanced utilization of health, nutrition and sanitation services, and better access to wage opportunities, pensions, insurance etc. Given the strong and explicit focus on targeting and covering the most excluded and backward mandals and habitations, women, girls and men from scheduled castes and scheduled tribes households, and other vulnerable and at-risk groups, are likely to be significant beneficiaries of the project.

Component 1. Rural Value Chains

The component focuses on adding value through investment in economic organizations of small and marginal farmers like producer organizations and producer companies and investments in value addition, quality enhancement and partnerships with agribusiness enterprises in the private and cooperative sector. A value chain approach will be adopted in key sub-sectors like agriculture, plantation and horticulture crops, livestock and fisheries. The sub component 'Rural Value Chains' deals with value chains of 6 agricultural commodities and 4 animal husbandry activities listed below:

1. Paddy

2. Red gram
3. Turmeric
4. Cashew nut
5. Pine apple
6. Coffee
7. Dairy
8. Small ruminants
9. Poultry
10. Fisheries

Social Impacts. This component would result in improved Livelihoods with multiple sources of income and Organization of user groups around particular economic activities for value addition.

Key Social Issues and Strategies

- Inclusion of small and marginal farmers, including women, in membership of producer organisations
- Special programs will be developed for promoting economic organizations focused on Dalits, tribal and indigenous producers.
- Cluster approach in promoting rural non-farm enterprises, handicrafts, handlooms and would need to target landless, and vulnerable households like people with disability, single women households.
- Project will support small scale infrastructure which would need social impact screening
- Maintenance of traditional seed varieties would be vital to maintain food security and reduce vulnerability
- Inclusion of smaller POP farmers, men and women, in Productivity enhancement training and interventions

Livestock and Poultry Development

Key Interventions:

- Milk Procurement by CBO's.
- Supply of Breeding Bulls.
- Establishment of Mini Feed Mixing Plants.
- Training of SHG Women as Community Managed Livestock Extension Workers.
- Establishment of Mineral Mixing Plants.
- Backyard Poultry Intervention.
- Establishment of Paala Pragathi Kendralu.
- Conducting of Fertility Camps.
- Establishment of Fodder Nurseries.
-

Target population:SHG women with special focus on SC & ST families. Special efforts to create additional income to the existing livestock owners and to encourage new members to take up the activity for sustainable income. The LPD activities are spread over in all the nine Districts of Telangana State.

Key Social Issues and Impacts.

- Membership of smallholder dairy farmers in the dairy cooperative society or village milk producer groups
- All the LPD interventions are PoP centered
- Promoting mini dairy among POP households
- The Livestock holdings of SC & ST families is less (1-2 animals per family) when compared to other sections of the society.
- Trainign POP and SC/ST houseohlds in Community Managed Livestock Extension workers (CLEWs):
 - Training tribal SHGs in Breeding bulls
 - Including POP households in village dairy cooperative society.
 - Lack of awareness on the Government services available.
 - The PoP data available with the Unnathi of SERP will be utilized for identification of beneficiaries.
 - Ensuring participation of women in technical training for poultry and dairy.
 - Engagemnet of women as technical CRPs for poultry and dairy from POP and SC/ST households

Rural Retail Chains (KRUSHE)

This project while strengthening the livelihoods of rural households envisages to increase income of 329000 producers (of whom at least 70% are Poorest of the Poor) by at least 50% through livelihood diversification, productivity enhancement and improved market access that translates in to human development indicators by emphasis on nutrition, personal hygiene products at a household level. The project works towards building retail chains and social enterprise network to enhance the household level income that translates in to enhancement of Human Development Indices in the 300 most backward mandals of Telangana and Andhra Pradesh.

The target population under KRUSHE is the poor people among the SHG members in rural Telangana. More importantly, those people without proper livelihoods or scope for farm based livelihoods activities. Special focus is laid on vulnerable social groups like artisans (weavers, handicraft makers, etc.), as well as the unemployed landless people. KRUSHE is active in all rural districts of the state. However, many activities work on a cluster based approach and may thus have limited geographical scope (NTFP based activities only in tribal areas, weaver based activities in their clusters, etc). Activities like KRUSHE marts, enterprises etc. generally have scope and presence in all rural districts.

Social Impact. This project while strengthening the livelihoods of rural households envisages to increase income of 500000 producers (of whom at least 70% are Poorest of the Poor) by at least 50% through livelihood diversification, productivity enhancement and improved market access that translates in to human development indicators by emphasis on nutrition, personal hygiene products at a household level. This will also i) Increase in consumption of nutritional and hygiene products per household; ii) Increase in size of consumer basket per household; ii) Increased shelf space for nutritional and hygiene products in a rural retail outlet; iii) Better access to microenterprise products, agri and NTFP commodities. The geographies selected to ensure default selection of SC, ST members as the 150 mandals comprise majority of SC and ST households.

Key Social Issues and Strategies

- i) Since KRUSHE is an SHG based unit, all main beneficiaries are women (SHG members). All KRUSHE activities involve petty businesses and small enterprise and
- ii) SC/ST groups would be an important part of the KRUSHE activities, as 24% of existing beneficiaries are SC and 14.29 % are ST.
- iii) inclusion of women and men from POP and SC, ST households as Krushee Consultants
- iv) low nutrition consumption of poorest of the poor (PoP) household Promotion of enterprises that cover landless, single women , people with disability
- v) Promotion of tribal women's enterprise around non timber forest produce.
- vi) Train and promote Entrepreneurship among poor, marginalized and other disadvantaged sections of SHG HHs
- vii) Lack of consumer understanding on nutritional and hygiene products among the rural poor.
- viii) Inclusion of women in cadre of resource persons- Community Business Resource Persons (CBRPs) will be nurtured to promote, handhold and support the enterprises in critical business functions.
- ix) Lack of access to real time market information (especially in tribal areas) on market price, government schemes document and process information, skill building training schedule, job listing etc.

Strategy for inclusion of ST households

- Selection criteria for beneficiaries in KRUSHE Mart and enterprises project with preference to vulnerable households belong to ST,
- Selection of Community KRUSHE Consultants from the vulnerable sections of the rural and tribal areas
- Promotion of nutrition and hygiene based enterprises to create access to good quality, affordable products in the aforementioned categories and making available essential services to the PoP household.
- Selection of value chains have been chosen based on their potential to scale up and impact large number of poorest households. Thus the project creates better incomes to these rural households from the poorest of the poor section.
- The strategy to create KRUSHE Marts and use them to link the SHG products is to generate savings to the PoP households through affordable goods.
- Value chain selection in Coffee, Cashew & Pineapple that creates default selection of ST households.
- Component of MKSP is to empower the tribal women NTFP collectors through an integrated approach of institution building around livelihoods, capacity building and livelihood interventions programmed together.
- Emphasis on identification, selection and creation of entrepreneurs from landless households (SC/ST) is being taken up as a priority. Thus triggering self-employment and employment through entrepreneurial activity among the excluded communities,
- The value chains have been chosen that which can impact large number of poorest of the poor households and cover SC, ST households by default.
- Value chain of fisheries extends beyond the 150 mandals as the livelihood of fisheries caters to one of the most backward community.
- SHG members from SC and ST households working in entrepreneurial have been given priority in this project.
- Ensuring identification and selection of Community KRUSHE Consultants will be from the SC and ST households.
- Introduction of SHG products by leveraging on the shandy markets in the TPMU region

Human Development

The HD component will build upon the existing government and civil society structures and mechanisms such as, *Maarpu*, IAH, NDCC, etc. It will do so by developing a convergence model that supports the strengthening of existing nutrition, health and pre-school education service delivery facilities at the village level by providing additional financing for gap filling and incentives and awards for performance. The approach of the project looks at three sub components:

1. Strengthening demand for improved quality service delivery through community participation, and
2. Strengthening supply of key services through improving skills in community engagement, motivation of the FLWs and community monitoring.
3. Linkages with value chains for improved nutritional outcomes

The activities under each sub component and applicability of SMF here under:

Key Social Issues and Strategies.

S. No	Component	Key activities	Key Social Strategy
1.	Strengthening demand for improved quality nutrition, health and pre-school education service delivery through community participation	<p>Developing village HD plans. Rollout of village HD plans.</p> <p>Capacity building HD teams at village and Mandal levels.</p> <p>Awareness programmes for behavioral change on water and sanitation and nutrition aspects.</p>	<p>Participatory village planning identifies the excluded hamlets and households of SC, ST and POPs and includes them in village baseline.</p> <p>Investments priorities by SC and ST households are priorities in HD plans</p> <p>Design and Implementation of social communication and outreach module on water, sanitation and hygiene (WASH)</p> <p>Mobilisation of excluded left out households in SHGs, VOs</p> <p>Inclusion of left out households and in VLCC MARPU committees</p>
2.	Strengthening supply of key nutrition, health and pre-school education services through improving skills in community engagement, motivation of the FLWs and community monitoring.	<p>Strengthening district training teams of line departments.</p> <p>Technical trainings to front line workers.</p>	<p>Training on identifying, reaching out to, and covering left out habitations and households of SC/ST.</p>

3.	Linkages with value chains for improved nutritional outcomes	Farmer Field Schools for nutrition sensitive agriculture. Nutri shops and take away food centres. Community kitchens. Sanitation and supply of safe drinking water.	Inclusion of SC/ST households and other households with food insecurity and malnourished persons in the training and counselling and WASH modules.
----	--	--	--

Key Social Issues

- Universal programs such as ICDS miss out a large number of beneficiaries due to survey gap, service gap and delivery gap. According to an Evaluation report on ICDS, done by the Planning Commission of India (2011), the proportion of children not registered as % to total eligible children as per census in Andhra Pradesh is 41.4%. Among those who are enrolled, many do not receive all the services they are entitled for due to low attendance, unavailability of raw material, absenteeism etc. there by further reducing effective coverage.
- Quality services - The quality of raw material and medicines provided by the service providers are also of poor standards in many centers. This situation also affects the beneficiaries while enrolling and availing the services.
- Due to burden of excess work, lack of interest, inadequate knowledge and skill etc., AWWs/ HAs are not able to address various socio-economic issues like caste or gender discrimination, tradition and taboos, rights to entitlements, geographical constraints etc. and mobilize the concerned beneficiaries.
- Many beneficiaries, particularly SCs, STs and other vulnerable sections of society, have high levels of malnutrition. The excluded population consists of disabled children as they lack knowledge to manage such children.
- Also, these beneficiaries are not adequately informed and provided with their food entitlements. According to an evaluative study done by the Planning Commission of India (2013), the awareness of the food entitlements among mother of enrolled children was 86.39%, among pregnant and lactating women was 70.4% and among adolescent girls was 40.7%.
- The AWWs, ANMs, ASHAs and HAs are not adequately trained and motivated and hence do not counsel the beneficiaries on management of SAM and MAM or refer them to public health facilities.
- Among pregnant women excluded population consists of single women, teenage girls, teenage lactating mothers and multipara women who, because of unawareness or unwillingness, do not avail services and also the front line workers do not focus on registering such cases.

- Most of the programs majorly focusing on Maternal and Child health but the more vulnerable target group of adolescent girls in life cycle is not given due importance, so adolescent girls are excluded majorly.
- Majority of the time of ICDS workers are spent on record keeping (about 85%).
- Importance of WASH unrealized: While more programs are focusing on maternal & child nutrition and health (check-ups), due importance is not given to Water, basic sanitation and hygiene especially in backward areas.
- Sizable population is now aware of total sanitation campaigns,
- Prevalence of manual scavenging (the removal of human excreta by human beings) continues in selected households in AP because of a lack of water-serviced latrines.
- Since many FLWs neglect WASH, the community remains uneducated and as a result there is no improvement in personal & environmental hygiene which automatically leads to increased morbidity.
- Neglect of Adolescent health: The health of an adolescent girl is very important as it is the base of healthy maternal and child health in the future. Also, the young girls need guidance and training life skills, health, ill effects of early marriage to build up their confidence in leading an independent life. The FLWs

Key Strategies for Social Inclusion

Capacity building of supply side: Proper sensitization and technical training will be given to all front line worker and supervisors to improve the knowledge and skills.

Use of community level committees as platform- Training VLCC and VHNSC for implementing and monitoring the village level interventions, MAARPU, Institutionalizing NH Days, institutionalizing of Gram Sabha for Health Agenda.

Strengthening monitoring and review system- Use of MCTS PLUS and MAARPU tool for monitoring and review.

Village HD plans: A pilot will be done in selected villages to specifically address the issue of human development.

Community Scorecards: The Community Scorecards will be used to assess the services provided by public health facilities in pilot villages.

1000 days nutrition security: Focusing on improving nutrition for mothers and children in the 1,000 days window, providing three hot cooked meals i.e. complete diet during pregnancy, lactating and promoting good nutritional practices, including breastfeeding and appropriate, healthy foods for infants and child up to the age of 2 years.

Linkage with value chains: The project will also capitalize on the strengths of the livelihoods/agricultural projects that SERP has been implementing for a long period to change the household level food consumption patterns. These additional efforts with the agro-based projects will also contribute to enhancing the nutritional status of the community.

Community Managed Education Services

Key Social Issues and Strategies

- i) Large number of children from impoverished household have no access to ICDS services based on caste, gender, disability and constraints placed by extreme poverty resulting in distress migration and reliance on uncertain exploitative wage work.
- ii) children belonging to SC and ST have no physical access to Anganwadi centres due to physical distance and also social exclusion etc.
- iii) Proposes to extend its ECE for the benefit of children belonging to Tribal families by setting up of these community managed ECE centers through the active participation of VO/MMS in 10 ITDAs in exclusive Tribal habitations and where there is no access to main AWC but only with or without a mini AWC.
- iv) Expand the preschools by scaling up to SC and ST habitations.
- v) Tracking most marginalised village hamlets.
- vi) Increasing ICDS coverage in SC AND ST habitations
- vii) Building Community Capacity for accessing ICDS services.
- viii) Facilitate and promote Child Protection Committee/ Mothers Groups among the community members to ensure smooth functioning of the preschools and protection of children rights

Entitlements

SERP, over the years, has created a window of wide range of opportunities through its poverty reduction interventions to the rural poor and marginalised groups to access to entitlements and social protection schemes to overcome poverty and vulnerabilities. It was envisaged that the empowered network of CBOs will enable and facilitate handholding of SC/ST households once the IKP staff from an intensive SHG focussed facilitation to nurturing and sustaining higher level CBOs like VOs, MMs and ZSs proved inadequate in realising the same. It was evident that the CBOs of the rural poor, with their own struggle to come out of poverty, are unable to provide quality time and energy and efforts to the complex socio-economic issues of SCs and STs.

The non-inclusion of the SC/ST households into the gamut of many development schemes and social protection schemes has become serious concern to SERP.

To address this critical gap, SERP has evolved a more targeted and focussed approach under IKP, to fight poverty and social exclusion of the poorest of the poor. SERP has conducted a baseline study of the 300 most backward mandals. The study revealed that still 29 % of the PoP households have not come under the SHG fold, 43 % households do not have job cards, 13 % households do not have ration cards etc. This supports the premise that the PoP households of these 300 backward mandals are lagging behind in accessing their entitlements and social protection schemes aimed at reduction of poverty among the excluded populations. There is a need for targeted approach and ensuring access to entitlements to the SC/ST households play a significant role in removing poverty and enabling them to lead a life with dignity.

Gaps and Constraints: The deprived and backward communities of Tribal are in need of minimum social security protection in contingencies such as sickness, occupational diseases, employment injury,

old age and death which are beyond the control of them. As a result, there is a serious threat to the majority of the ST households who are already in socially and economically deprived condition. Labour is still the major source of income to these families hence the person himself/herself is the major income source and the only asset to the family.

The gap analysis suggests that there has been a serious effort to include and target the SCs and STs, the targeting, the coverage and the outcomes have been uneven. Further, the below data reveals that there is a need for focused efforts in future to ensure that the left out poor belonging to SCs and STs needs special attention.

- With regard to public distribution system, the baseline survey of all SC/ST households in the combined state has found that 12 percent of SC/ST households do not have ration cards.
- Under NREGS, 86 per cent of all rural households have a job cards. All SC/ST households are eligible for securing job cards under NREGS. The data reveals that 47 per cent of SC/ST households do not have job cards and this is a clear indication of the extent of exclusion of the SC/ST household in combined state of Andhra Pradesh.
- In spite of SERP sensitivity, 19 per cent of SC and ST households (724 138 eligible households) were excluded from these processes and their representation is missing. The reasons for exclusion are lack of awareness and sensitivity among the members, caste hegemony, gender prejudice, caste based discrimination etc.
- Under pension scheme, all widows are entitled to a monthly pension of Rs 200/-, However, among SC/ST households, 59.4 % of widows do not have access to pensions. Destitute women are entitled to get old age pension of Rs 200 per month. 64.5 % of eligible SC/ST women were excluded and do not receive pension. Further, 63.4 % of persons with disabilities (PWDs) were excluded and do not receive the pensions.
- The Scheduled Caste Sub Plan and Scheduled Tribe Sub Plan (SCSP-TSP) Act 2013 was enacted and in place. SERP need to ensure that the funds allocated under this act need to be spent for the overall development of the SC/ STs. The appropriate strategy and plan should be in place with a time bound targets and outcomes. This is new opportunity for the SC/ ST households to get their due entitlements under this act which ensure legally to access and thereby improving the quality of life with dignity. It was evident that there has been a clear gap in service delivery and ensuring access to entitlements like ration cards, job cards, Aarogyasree cards, birth and death certificates, scholarships. PDS, Insurance, housing and other entitlements etc.
- The factors for exclusion and marginalisation of the SC/ST households are many fold. The SC/ST households continue to live in extreme conditions of poverty, lack of motivation and interest due to struggle for their daily survival, caste prejudice and discrimination, lack of ability to assert for their rights due to their vulnerabilities and isolation, lack of awareness and denial by the non- SC/ST households and the duty bearers etc.

Strategies:

- Providing life & Disability insurance cover to the SHG member and their spouse of all eligible tribal households under AABY/ JBY/ Abhastham to all eligible 18-59 years old persons from SC/ST and other vulnerable households.
- 50% of the premium under AABY will be borne by the Government of India. Remaining 50% of the premium shall be borne by the State Government under TSP.
- SERP & CBOs will provide the quick and quality insurance services to the enrolled members under AABY and JBY schemes.
- Create massive awareness among the SC/ST households, SGHs members and PRI members in order to enable them to access and leverage social protection schemes and entitlements.

- Ensure effective utilisation of funds allocated under SCSP/STP by implementing the act in favour of SC/ST households
- Ensuring grievance redressal mechanisms in place to resolve the issues and provide timely solutions for SC/ST households and the poor
- Map out and generate data bank of SC/ST households for ensuring access to entitlements and social protection schemes through effective service delivery mechanism at the village/Mandal levels,
- Ensuring efficient and pro- poor staff in place in 300 mandals
- Facilitate and organise orientation on social exclusion and gender to all staff at all levels,
- Provide legal aid, legal assistance and legal support to the SC/ST and poor households for effectively dealing with the land issues that arise at various levels,
- Build linkages, collaboration and synergy among various line departments and stakeholders for convergence to bridge the gaps for effective outcomes and impact,
- Ensure regular monitoring and periodic review for effective implementation of social protection schemes and entitlements,

Land Access:

The expected outputs/ outcomes under this component are:

- Awareness among the community on land issues will be improved
- Applications filing with Revenue Department is improved
- Tracking of the land issues whether resolved or not will be improved by updating them in land web.

The monitoring of the entire activity will be done at four levels. Exclusive web application / is developed to monitor the progress of the access to land/land rights.

- **VO Level:** The VO Land Sub Committees will monitor the Households having land issues in resolving their land issues. The sub committees will also sensitize the Household about the various entitlements available for the individual for development of their land.
- **Mandal Level:** Mandal level Land sub-committee will monitor the progress of applications with the different line departments with the assistance of the APMs with support of the PL/CS/CC. The progress shall be made in a time bound manner in the web application. The APMs will take lead in collecting the application signed by the beneficiary with the necessary proofs and the PL/CS will assist APMs in this task. There is no Mandal level staff i.e., Paralegal/Community Coordinator in 78 mandals out of 300 backward mandals. Staff working in adjacent non-backward mandals will be redeployed to make good this deficiency and to implement this project efficiently.
- **District Level:** Under the guidance of PD-DRDA, the District Land Unit and ZS sub-committee will monitor the progress of the Land Access, coordinate and liaise with other line departments. District level monitoring reports will be floated for the same. There are vacancies of 18 APD/DPM land, 9 Land Managers and 6 DEOs in DPMU/TPMUs. SERP will take necessary steps to fill up the vacancies to implement this project efficiently.
- **State Level:** The Land Access Unit in SPMU of SERP monitors the progress. It conducts Training Programmes, Review Meetings, Prepares Training Material and coordinate with the line departments and other Units of SERP at state level in convergence mode to achieve the purpose. There are vacancies of 2 P.Es and 1 APE and there is no YP/Consultant in SPMU. SERP will take necessary action to position the staff in the interest of this Project.

People with Disabilities

The PwD Component will target All Children identified with delayed development in the age group 0-6 years. The interventions will result in i) prevention and early detection of children at risk for disabilities and refer/provide suitable services; ii) enhanced livelihood opportunities and Quality of life of PwDs and their caregivers; iii) optimum utilization of residual abilities by PwDs; iv) improved capacities of PwDs to access and avail various entitlements and services offered by the government; vi) To mainstream disability concerns in policy making and line departments. The project will be implemented in 150 mandals of Telangana.

Key Social Issues.

- i) The Persons with Disabilities (PwD) are one of the most neglected populations in the society. The census data also doesn't capture the actual number of PwDs in the country/state moreover the
- ii) Non reporting of children born with defects or development delays by the parents
- iii) Front Line Workers (FLWs) such as AWWs, ASHA likely to not record and report cases of Children with Delayed development for appropriate referral services due to lack of awareness and skills
- iv) About 54% of the PwDs have been assessed under Software for Assessment of Disabled Access Rehabilitation and Empowerment (SADAREM), which is a precondition for getting entitlements and assistance from government. This mainly because PwDs required assistance and updated ration cards to participate in SADAREM camps

Key Strategies for inclusion

- Strengthening the Neighbourhood Centers by mobilizing the CwDs and ensure to avail the required services through the Manopragathi Camps. The NHC will also act as a model centers for barrier free environment through locally available material which can be replicated in the homes of PwDs
- Implementing CRP strategy i.e. Early Intervention CRPs will be placed who will carry out door to door survey on a continuous basis for identifying the CwDs.
- Capacity building of frontline workers on me Early detection such as administering APGAR score at the time of birth is a crucial aspect
- Establishing and training vigilant committees at Village level for identifying the CwDs.
- Arrangements will be made for all the PwDs who do not have ration cards/names not figuring in ration cards under SADAREM through permissions from PD DRDA

C. SOCIAL MANAGEMENT FRAMEWORK

AP SERPhas leveraged its long standing experience of working with tribal and scheduled caste households and updated its social assessment and prepared a social management framework (SMF) that summarises the main issues and strategies for targeting and inclusion of women and men from scheduled caste and scheduled tribe households in project interventions. This process involved identifying most excluded/backward geographies, preparing socioeconomic and human development profile, in-depth situation assessments and undertaking stakeholder consultations in Medak, Adilabad, Khammam, Nizamabad and Warangal districts. These consultations and focus group discussions were held with excluded SC/ST households, women members/leaders of VOs/MSs, PRI leaders, NGOs and front line staff of government agencies. The main safeguard issue is to ensure effective outreach, coverage and inclusion of tribal, as well as scheduled caste, habitations and households with respect to project supported interventions, institutions and investments.

The SMF identifies specific approaches and strategies for APRIGP components on rural value chains, rural retail chains, health and nutrition interventions and access to social entitlements and services. It also incorporated core elements of the IPF and Gender Strategy.

SERP has integrated several measures into the RIGP project design such as selection of high tribal presence areas as project mandals, rural value/retail chains and enterprises for tribal areas and landless SC households, expansion of health and nutrition and water sanitation services in SC and ST habitations, linkages with SC/TSP programs of tribal and social welfare departments and ITDAs. The SMF include strategies for targeting and inclusion of tribal, SC and vulnerable households in the context of the project interventions and consolidates gender, social inclusion and tribal development strategies for the project. The SMF covers details of implementation arrangements, capacity building, grievance redressal mechanism, monitoring and budget. The SMF also supports a crosscutting program on social inclusion analytics and technical assistance to departments of social welfare and tribal development. The key elements of the SMF are summarised below.

Consultation and Participation

- The overall Social Outreach and Communication strategy would ensure that the key communication messages are able to reach the excluded SC, ST habitations and households.
- Engagement of SC, ST resource persons, FLWs, SC/ST Committees and POP Committees to disseminate the RIGP objectives, interventions and processes
- Holding Ward Level Meetings in SC and ST habitations in preparation of village baseline and the village HD Plan

Behaviour Change Communication

- **Customising the Health Communication Strategy for tribal and scheduled caste households.** RIGP would be engaging a Health Communication agency for developing behaviour change communication strategy for the project. The agency shall deliver on developing health, nutrition and WASH related communication and messaging campaigns. Keeping the rural context in view, the agency shall conduct communications need assessment with specific focus on the needs and barriers/constraints that are

faced by SC, and ST Households before coming out with specific tools on healthy behaviours.

- **Using local tribal language in multimedia communication.** In collaboration with Digital Green, Community members will be sensitized and educated using specially designed films using Pico-Projectors on behaviour change on health, nutrition and WASH. The support from Digital Green will be initially taken for training the CRPs. The HN and WASH coordinators will work in tandem to train the Mandal HD supervisors and CRPs on Maarpu, Village HD plans, use of community dashboards. Visual Display of 20 Human Development Indicators (MARPU) in project villages.
- **Targeting SC/ST habitations through Water, Sanitation, and Hygiene (WASH) module.** RIGP is developing a WASH training and communication module to influence and promote health and hygienic behaviour among the target population. This module would be developed by a Technical Agencies (TAs) under constant guidance of SPMU and train the district coordinators for ECE, HN and WASH and Mandal supervisors for ECE, HN and WASH. Mandal Supervisors will in turn train the CRPs and Mandal HD committee on various activities.

Social Inclusion

- i) Representation of i) left out ii) SC and ST; iii) vulnerable households (single women, minorities, PWDs) in the Village Level Convergence Committee would be one of the most important steps in ensuring that the village baseline assessment process and village HD plans cover the interest of the excluded households first.
- ii) Developing and implementing a strategy for mobilizing SC, ST Households still excluded in SHGs and VOs. Using the Mandal level teams and CCs, RIGP will prepare and implement a concerted strategy in the first year of the project to identify and include the eligible left out households in VOs and SHGs. This could be an entry level strategy for RIGP that could go along with the initial field level rapport building and communication processes. This will address the mobilisation deficit that still exists in these mandals.
- iii) Highlighting exclusion and vulnerable households in village baseline. The VLCC may also encourage the community to add the remaining investment in these activities to increase sense of ownership and responsibility. Each proposal coming from the VO will be scrutinized by the district level staff along with flow of funds will be made based on the HD plan appraisal done by the Mandal level HD committee constituted with the representation from PRI, VO, MS and line depts. The activities of the plan will be phased to ensure proper implementation and accordingly the funds will be released
- iv) The VLCC may also encourage the community to add the remaining investment in these activities to increase sense of ownership and responsibility. Each proposal coming from the VO will be scrutinized by the district level staff along with flow of funds will be made based on the HD plan appraisal done by the Mandal level HD committee constituted with the representation from PRI, VO, MS and line depts. The activities of the plan will be phased to ensure proper implementation and accordingly the funds will be released
- v) Support for ongoing Poorest of the Poor Strategy. It is found from various studies that even after 10 years of project existence and various activities being implemented, still 20-30 percent of poor were not getting the fruits of the project activities and were not in

the fold of SHGs due to lack of household focus and disintegration of the activities. It is also observed that majority of them were SC/STs and needed separate strategy for them. Pop strategy is being implemented by SERP for addressing the specific needs of the poorest of the poor families and ensuring that they come out of poverty via continuous handhold support. The strategy also aims to ensure that poor gets access to all the entitlements through internal activists and external support mechanisms.

Training and Capacity Building

- i) **Training Module on Inclusion of excluded and vulnerable households.** Sensitisation and Training of frontline health and nutrition workers on indicators of social exclusion in public services and ways of inclusion with respect to SC, ST households, disabled children, adolescent girls, and manual scavengers,
- ii) **Institutionalisation of NH days and Health agenda among Gram Sabha.** Use of community level committees as platform-. Training VLCC and VHNSC for implementing and monitoring the village level interventions, MAARPU, Institutionalizing NH Days, institutionalizing of Gram Sabha for Health Agenda.
- iii) Strengthening monitoring and review system- Use of MCTS PLUS and MAARPU tool for monitoring and review.
- iv) **Inclusive Planning for Village Human Development Plans (VHDPs).** A team of CRPs will conduct *household survey as well as village facility survey* related to water, sanitation, health, nutrition, education and livelihoods using simple pictorial tools to enhance people's participation with the support of VLCC. On consolidation of details, they will present the findings by conducting a gram sabha using pictorial charts and facilitate in identifying the top most priorities of the village.
- v) In 50 pilot mandals, the development of village HD plans will be facilitated by a team of specially trained Community Resource Persons (CRPs) and the VLCCs. It would be important to engage these CRPs from excluded wards/habitations, POP households.
- vi) **Coverage of excluded households.** Each level at VO, MS and ZS, sub-committees of 5 members will be formed to look after coverage of SC/ST households, PWD members and also vulnerable families in RIGP interventions. These committees need to be strengthened for effective monitoring and implementation of the SMF interventions. Initially it is planned to train all the committee members for 2days on how to cover them, monitor the interventions.
- vii) Later, for every two months these committees will meet for one day and assess the SMF interventions, issues and plan for the smooth implementation of the programs. The committee members also visit households at least one day in a month for knowing the implementation issues and take necessary steps. To organize the trainings, review meetings with sub-committee members the following budget is required:
- viii) Further efforts need to be made to form and strengthen the POP committees, SC/ST Committees and Social Action Committee at the habitation level for effective implementation of flagship programmes like NREGS, SC/ST sub plan, and other social protection schemes etc of the state government
- ix)

- x) **Beneficiary Counselling through Focus Groups of excluded households.** Counselling and facilitation is required for better implementation of this programme. Facilitation will be done during the process of providing services to the beneficiary and to ease the service delivery. Counselling has to be done so as to educate the beneficiary and to empower families for better handling of services. Customized counselling shall be provided for different beneficiaries like PWDs, women affected by trafficking and domestic violence, widows, insurance beneficiaries and other entitlement beneficiaries.
- xi) **Program on ending discrimination and exclusion in public services.** RIGP will fund and support innovative pilots on tracking, reporting and reducing discrimination in public services.
- xii) **Technical Assistance to support SC/TSP Act.** Through the SCST/TSP Act, the state government has established a very favourable policy environment as well. RIGP will support Fiscal flow that goes into the area of STs and SCs will bring change in the power structure of the mainstream government departments and the erstwhile tribal department and social welfare. There is a huge opportunity for Technical Assistance. Providing some amount of TA to this would be beneficial. This could be a game changer.
- xiii) Other Training Modules**
- Grievance Redressal, Right to Information
 - Citizens Charter
 - Expansion of essential services in excluded habitations, such as demanding mini ICDS in more remote, backward habitations.
 - capacity building and strengthening of Social Action Committee (SAC) structures

Special emphasis will be given to households with Persons with Disability (PwD), and other vulnerable categories. The neighbourhood centers managed by communities will be mainstreamed for provision of recreational, therapeutic and referral services for the disabled. Support will be extended for decentralization and increased community management of life and disability insurance programs will be encouraged.

Social Impact Screening for small infrascuturcute. The local retail and value chains could include small investments on infrastructure (collection, storage, processing, and marketing). The project also includes provision of small fodder and demonstration plots, innovation and pilots, and investments under HD plans. These will be screened for any adverse social impacts and will be integrated in the environmental checklist. Any any minor adverse impacts would have to be mitigated through producer group, social enterprise or the VLCC.

Tribal Development framework

SERP over the last 12 years of continued efforts through its various thematic programmes reached almost all the poorest and vulnerable sections especially Tribal households. The following schemes implemented by SERP are proposed for Tribal areas under RIGP:

Sl.No.	Component
1a	Livelihood Support
1b	Support to Enterprises
2	Livelihood Support for Persons with Disabilities
3a	Pension linked Insurance Schemes-Abhayastham
3b	Saturation of ST women under JBY

4	Health and Nutrition Support through NDCCs
5	Pre-primary Education Support through Balabadis
6	Socio-Legal Support Services
7	MGNREGS
7	Monitoring and Evaluation

Key Interventions under RIGP

Notwithstanding all SERP efforts, the development gap that exists between Tribal households and other social groups on various parameters continues to exist for which, a focused approach is required that would include:

- Prioritisation and Selection of Tribal Habitations and Households
- Screening and Identification of Tribal Households in Target Mandals and their inclusion in the village baseline
- Use of Tribal Leaders, PRI members in Behaviour Change Communication Interventions
- Exclusive consultations with tribal leaders and VO members with respect to
- Inclusion of tribal households as HD CRPs, Village Level Entrepreneurs
- Inclusion of tribal households in VLCC, POP Committee, SC/ST Committee

Institution Building and Capacity Building: Formation of Commodity based producer organizations to promote marketing and address gaps in value chain in major crops such as soya, red gram, lac, turmeric, cashew and other horticultural commodities. Productive infrastructure will be created through plantation programmes like cashew, Mango, turmeric, pineapple, coffee etc through integration with ITDA activities. The collective marketing efforts in NTFP commodities by community institutions (VOs/MSs) will enhance access to markets resulting in income gains. The aggregation of NTFP/AP commodities coupled with emphasis on quality and enforcement of transparency in market related transactions like weighing, grading and price discovery resulted in enhanced bargaining power of tribal poor and change in terms of trade in their favour will enhance incomes from NTFP substantially.

Enhancing Credit Flow through Bank Linkages: Increased access to finance is perceived to result in reduced influence of money lenders. Efforts will be made to improve the credit flow to the poorest of poor to surpass the average credit to the members of the other SHGs.

Land Access: Under Land Access program, the objective is mainly to facilitate poor, especially dalits and tribals to have ownership of land as well as protect them from the pressure of non-tribals to sell tribal land to them. Activities under this program include creating awareness in the community about land rights of the poor, resolving land issues amicably through mediation, undertaking physical inventory of disputed land and making use of free legal aid services to resolve issues legally. This intervention aims to confer and enforce legal rights of the tribal poor on land, covers about 65 tribal mandals.

Development of the agricultural lands of the tribal poor through agricultural diversification, soil and water conservation and adoption of sustainable farming practices.

Food Security: Community forest management for equitable and enhanced benefits from forest resources. In particular, development of the non-timber forest produce (NTFP) economy to help landless tribals engaged in collection of NTFP and medicinal plants. Activities would include resource surveys, demand assessment for various items of NTFP, training of bare-foot botanists,

setting up village procurement centres, development of NTFP marketing federations, providing physical infrastructure, value addition research, and regeneration of NTFP.

Human development: Interventions in human development - Health, nutrition and education: Community managed initiatives in health, nutrition and education, and initiatives in partnership with the line departments and PRIs to improve service delivery in these sectors. It is envisaged that these interventions will result in achievement of some of the health and education related MDGs.

Health and Nutrition – The project strategy for this intervention is to promote household level health seeking behaviour, increased access to public health services and providing financial support for overcoming illness and emergencies. Convergence with line departments for increased access to public health services will be achieved through fixed Nutrition and Health Days (NHDs) and Nutrition cum Day Care Centers (NDCCs) for providing nutritious meals to the pregnant and lactating mothers. Participation of functionaries from health, ICDS and tribal welfare departments in MSs will be institutionalized.

Education: The project initiatives in education sector focus upon (i) early childhood education, and (iii) child rights protection and community involvement in improving the quality in schools.

RIGP will work with line departments to achieve these outcomes. This will be through direct support and facilitating convergence of government programmes in agricultural, watershed and forest development and improved access to food distribution schemes. Towards this end, the following assets will also be created under RIGP at the community level.

Infrastructure for community-based organizations: The villages will be selected on the basis of the potential of agriculture, horticulture commodities and NTFP items. Common worksheds for these village and Mandal organizations will be provided.

Information and Market Networks: An IT network among the selected villages in a Mandal will be built and the Mandals will be networked to the Integrated Tribal Development Agency level community organizations. This will provide timely market and crop-related information and best practices, apart from valuable information regarding social security, rights to food and work, labour laws, health and education.

Migrant Labour support: RIGP will support pull migration as a livelihood strategy. Skill up gradation in specific trades in demand in urban areas and training of construction workers at the National Academy of Construction have been attempted successfully by SERP earlier. RIGP will extend this to include innovations that seek to reduce the costs of migration (such as identity cards for migrants and job information), increase the returns to migration (including skills training and less risky mechanisms to transfer funds) and improving awareness on migrants' rights and access to basic services.

ECES. The facility of ECEs will be extended to all exclusive tribal habitations and where there is no access to main Anganwadi Centre. These ECEs will provide an integrated, comprehensive and convergent approach to child development. Socio-legal support services will be made available to tribal households to deal with gender specific vulnerabilities of tribal women.

Earmarking of specific Sthree Nidhi funds to tribal households will help the tribal households to access quick credit that is the need of the hour. Focused targets for bank linkages to ST households will also facilitate loans to ST households at cheaper rates of interest or no interest.

Provide life and disability insurance cover to all the SHG members and their families through AABY, JBY and Abhyahastham.

Provision of half way homes will help the ST youth in settling the jobs provided through EGMM. As part of MGNREGS, provisions will be made for one senior mate per habitation, field assistants to ensure 100% groups' demand, technical assistant per 10 habitations, additional engineering consultant in each Mandal, Additional Project Officer, 2 additional Computer Operators per Mandal with computers, facilitation of demand registration and unemployment allowance wherever necessary.

Empowering the tribal women NTFP collectors. The tribal communities across the state are largely dependent on Non Timber Forest produce (NTFP) collection as a major source of their livelihoods during lean season. Almost round the year, NTFP (also known as Minor Forest Produce or MFP) collection, though often insufficiently remunerative, remains a regular economic activity for them. In fact NTFP collection moderates the seasonality of income for the poor tribal community by providing income during slack seasons.

Accordingly Society for Elimination of Rural Poverty (SERP) in Telangana, the marketing interventions through IKP VOs is being promoted mainly to eliminate unfair trade practices, to increase the bargaining power of small and marginal farmers in rural areas and also to generate employment/income to the VOs. The VOs have successfully implemented village level collective marketing of NTFP products like, honey, mahua seeds, flower, gum kariya, gum dickmali, nuxvomica, myrobolan, shatavari, lac, tamarind, cleaning nuts, neem fruits and seeds, etc.

The National Rural Livelihoods Mission (NRLM), Ministry of Rural Development acknowledges the need for a special intervention to promote NTFP collectives to increase the income of tribal NTFP collectors through sustainable harvest and scientific post-harvest practices for higher returns; neGOAPiate better with market forces while also taking up various value addition activities at appropriate levels with the help specialist institution like Kovel Foundation. The objective is to empower the tribal women NTFP collectors through an integrated approach of institution building around livelihoods, capacity building and livelihood interventions programmed together.

Improving tribal access to forest land. RIGP will work with Community Forest Management Program (CFMP) at various levels to resolve issues related to tribals access to forest lands etc. RIGP will actively seek to strengthen this process in the selected eight Mandals.

Coordination and Convergence. Since several departments reach out to the tribal population as their target group, the SERP system works in close collaboration with the Tribal Welfare Department, other concerned line departments, NGOs, Banks etc. The Project Officer, Giri Maha Samakhyas, Mandal Samakhyas, VOs, SHGs and Members have multiple roles to play with regard to the financial model. IKP leverages on any available funding through thematic departments as in the case of CMSA or EGMM or through tribal welfare schemes such as TRIFED etc. in the case of NTFP.

Due to the remoteness and sensitivity of the area, the key challenges faced are to do with infrastructure and access on the one hand, and the cultural influence on the other. Transit permits from the Forest Department and GCC, Establishment of value addition units under NTFP, roads and other facilities, sanitation problems etc. are one side of the challenge, while changing cultivation mind set, ridding the group of alcoholic consumption, dealing with left wing extremism are the cultural issues that need to be addressed comprehensively for development initiatives to succeed. Going forward, issues of importance that are expected to develop are attracting youth away from LWE, Establishment of Panchayati Raj Extension in Scheduled Areas (PESA) act and Natural Resources management (Forest, mines, water etc.).

Improved Implementation of MGNREGS in Tribal Mandals. The Mahatma Gandhi National Rural Employment Guarantee Act (MGNREGA) provides a legal Guarantee of 100 days of wage employment in a financial year to every rural household whose adult members volunteer to do unskilled manual work at the minimum wage rate notified for agricultural labour prescribed in the State or else an unemployment allowance. The objective of the Act is to supplement wage employment opportunities in rural areas and in the process also build up durable assets. The Scheme is implemented in all the 69,029 habitations of 21861 Gram Panchayats in 22 districts. Since inception of the scheme. Out of the total person days provided, the share of Scheduled Caste is 25% and the share of Scheduled Tribes 15%. To enable the scheme to reach to all the 11,150 habitations of the ITDA areas which were covered and to provide wage employment to all the 6.15 lakh registered ST rural households, it is necessary to provide the sufficient resources to the Mandal staff for the effective and efficient implementation.

For the efficient implementation of the MGNREGS in the ITDA areas, the systems are to be put in place and continuous support needs to be given for effective results. To this extent, to provide wage employment to 100% ST households and to provide maximum average days of wage employment to all the reported households in the ITDA areas, it is proposed to make the systems adaptable to the local conditions and also to provide additional resources to the ITDA areas. Due to various constraints like administrative expenditure etc., the scheme may be supported with the funds for ensuring effective implementation in the ITDA areas.

With a view to make the 'Right to Work' a reality and to capture the demand for work from rural households as envisaged in the MGNREG Act, GoAP has notified rules for demand registration and payment of unemployment allowance if the work is not provided within 15 days of application for work w.e.f 19th Jan 2013. Demand applications to be accepted from all groups in all the gram panchayats by the Field Assistants every Saturday. In order to ensure, the demand applications are submitted by all the SSS groups in a habitation, the demand application forms may be printed and supplied to all the groups in advance. The cost per form could be Rs. 0.75/-.

Implementation Arrangements.

The tribal strategy will be led by Director (SC/ST) project will be implemented by the Society for Elimination of Rural Poverty (SERP). SERP will dedicate a team of professionals, from its staff that will be responsible for day-to-day management, monitoring and reporting of the project. SERP will implement the project through Community Based Organizations (CBOs) promoted by SERP. They will hire the services of resource NGO, Grassroot NGOs, appoint staff and undertake procurement activities, within SERP/World Bank guidelines.

The project will provide support to the VOs / MSs to take up food security initiatives, collective procurement and marketing of NTFP and Agri. products covering all the POP households through SHGs and development of productive infrastructure in tribal lands for enhanced livelihood opportunities.

SERP will introduce a simple participatory monitoring mechanism to be managed by SHGs and VOs themselves.

Training of youth as para-professionals on NTFP (including medicinal and aromatic plants), Agri. products, Livestock, Health & Nutrition, Education. To build and strengthen the SHGs and VOs in project areas, the services of the strong Community Resource Persons (CRPs) from the mature SHGs, VOs and MSs in SAPAP Mandals will be utilized.

Conducting regular review meetings in all the project Mandals involving Project Director, DRDA, PO, ITDA, GCC, Forest Department and the line departments. District Collector will conduct

monthly meeting with PD, DRDA, PO, ITDA, DPMs, APMs and CCs of the project areas in all the districts.

Community Coordinators will provide handholding support to ST households ensuring outreach of livelihood support, human development support and entitlement support. The preferences of households for livelihood projects will be taken into account. The VO and community will facilitate grounding of livelihood activities.

Gender Interventions

Based on the overview of key gender issues summarised in the earlier chapter, the Gender strategy of RIGP will help women from SC/ST and POP households to address key constraints related to gender and women's participation and empowerment in the context of rural value chains, rural retail chains, health and nutrition services, access to land, social protection services, issues of adolescent girls and women from vulnerable households, as well as domestic violence. SERP will leverage its existing network of Mandal Level Social Action Committees and 237 Community Managed Family Counselling Centres.

The key issues gender and women's empowerment issues identified are:

- Exclusion of 10-20% women from SHG memberships and credit and social services that are accessible through the SHG membership
- Traditional patriarchal norms express themselves in a variety of gender-based violence – revealed through higher IMR for girls and high incidences of domestic violence
- Vulnerability of adolescent girls and at risk families and single women households
- High incidence of domestic violence
- Lower child sex ratio

The key Gender Interventions that would be taken up under RIGP are summarised below.

- Identification and tracking of gender vulnerable households.** Identification of gender vulnerable households such as high risk households, single women households, widows, adolescent girls, domestic violence, girls with disability, nomadic tribal women, pregnant and lactating women by the Social Action Committees and Gender Resource Persons
- Strengthening the Social Action Committees.** The community institutions through social action committees (SACs) and 'help line' pro-actively address gender issues such as violence against women, early girl child marriage, female infanticide, etc. The project will deepen the SACs agenda to even address intra household, community level gender issues and issues related to adolescent girls. In order to conduct trainings, a state level gender resource team will be formed to conduct ToTs for gender trainers who will in turn conduct gender sensitisation trainings to grassroots level functionaries. Trainers will be selected from NGOs, advocates, law enforcing authorities etc. Establishing Gender Point Persons in every SHGs and VO forums.
- Mobilisation and capacity building of Adolescent girls:** Adolescent girls would be mobilised into groups and they would be counselled on protection from sexual violence, child marriages, early pregnancies, child trafficking, child labour and accessing health, nutrition and education services.
- Convergence with line-departments:** Convergence would be strengthened with departments of Social welfare, Panchayati raj, education and health departments for effective delivery system of services to reduce the vulnerability among women. This would cover i) Entitlements such as Housing, job card, Aadhar card, Arogyasri card, Ration card, insurance, scholarships for their eligible children, widow pensions, registration of birth, death and marriage with specific arrangements between panchayat and OSS; ii) Health: Strengthening PHCs to fulfil the demands of pregnant & lactating women for accessing health& counselling services for self, spouse and family regarding

safe birth choices and against gender discrimination of the unborn/new-born child; iii) Nutrition: To the identified vulnerable women, Antyodaya cards can be ensured towards their food security; iv) Water & Sanitation: The demand for toilets for girls in all schools with water supply shall be fulfilled to reduce dropout rates among girls, providing ISL for creating safety for the women and girls is necessary; access to sanitary napkins;

- i) **IVRS** system is currently used for monitoring and reporting of cases related to gender based violence in SHG families. Effective IVRS system will be used for regular reporting and monitoring of the status of the gender activities. Using OSS to connect all vulnerable women and children to line departments for accessing entitlements and services. Ensuring the enrollment of eligible newly born girl children under BangaruThalli facilitated by VLCC and MAARPU committees and attendance. IVRS system shall be utilised for creation of gender awareness through sending specific gender messages developed and recorded for different categories of people on several subjects.

- v) **Organisation of Gender Focused Monthly Meetings.** Regular monthly review meetings on women and girl child status in villages in convergence with the Panchayat including participation from VRO, AWW, ANM, ASHA, VHNSC, VO Leaders, One stop shop manager and village level counsellors/facilitators of different subjects including gender, Ward members, etc. will be conducted. These convergence meetings will also be used to assess the vulnerabilities identified in the village including child marriages, child trafficking, child labour, infanticide, foeticide, health and safety issues as well as reviewing of birth, death and marriage registers.

- ii) **Training, Counselling and Facilitation.** Intensive training will be given to SACs by state level resource team on all updated laws, identifying and linking the vulnerable women to access their entitlements and services, monitoring the periodic incentives provided under BangaruThalli. Counselling services will be provided by SACs to all the members in the vulnerable families through regular household visits. BCC campaigns will be done to create awareness among communities to end violence on women, enrolment of eligible girl children under Bangaruthalli and improve the status of girl children. Training and Sensitisation adolescent girls One Stop Shop (OSS) managers, VO OBs, MSACS, PRI leaders, AWW, ANM ASHA

implementation arrangements

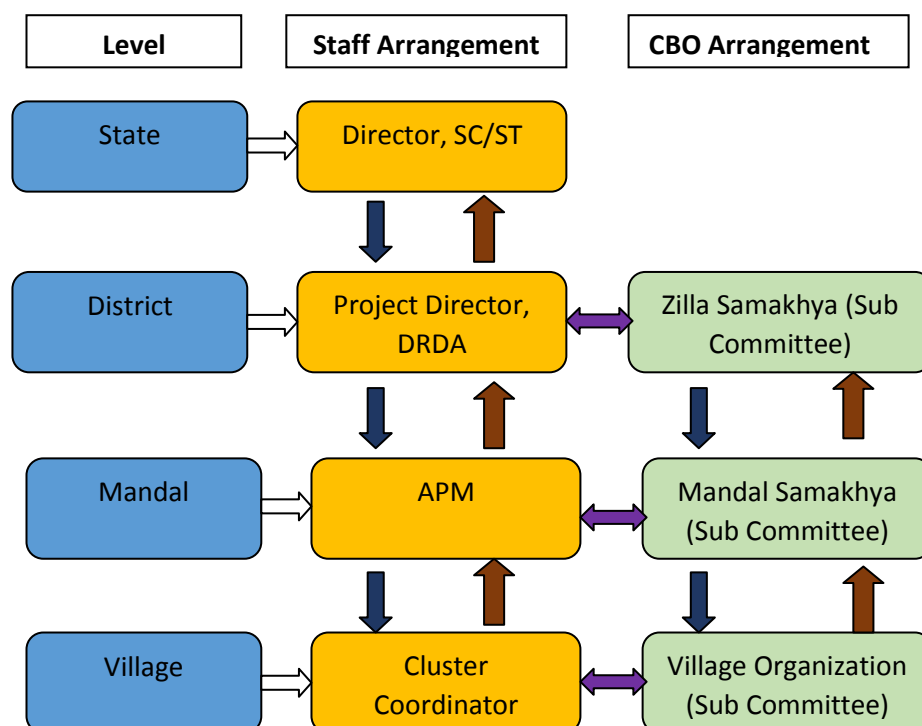
The Society for Elimination of Rural Poverty (SERP) is responsible for implementing and supervising the SMF, and reporting on it. As SERP has been integrating the key SMF recommendations and actions in the project components and its implementation processes, the implementation responsibilities for various SMF actions have been aligned and embedded in the overall institutional, staffing and partnership arrangements, while retaining the specific responsibility for SMF at the State levels. This would maximize synergy and integration of SMF interventions with planned project interventions and processes.

Under APRIGP, SMF implementation responsibilities will be shared at three levels – State, District and Mandal and Village for achieving effective results. The specific arrangements for SMF implementation are summarized below.

State level	<ul style="list-style-type: none"> • CEO, SERP will provide regular guidance and advice on SMF implementation. • Director (SC/ST) and Director (Social Protection). The main responsibility for SMF implementation will be with Director – SC/ST sub plan and Director (Social Protection). These two Directors will be responsible for coordinating SMF implementation with other Directors and State Heads related to Value Chains, Human Development, Social Protection & Entitlement Cell, Monitoring & Evaluation, Information, Communication and Technology, Program Support, Knowledge Management, Governance Cell. • At the director level, the SMF plans will be reviewed on quarterly basis and the necessary directions will be given to the teams at all levels for ensuring quality deliverables at the ground level. All the directors (HD and Gender, PWD, entitlement) will constitute a core team to plan, implement, and monitor and report the SMF interventions. • Social Inclusion Coordinator. A fulltime Social Inclusion Coordinator will be engaged/deputed to act as the nodal person for SMF implementation, coordination and reporting. This person will work under the guidance of Director (SC/ST) and Director (Social Protection). • Technical Resource Agency. The Technical Agencies on Capacity Building, Process Monitoring and Knowledge will include a nodal person for integrating the key SMF priorities in their work plans, including indicators, training modules, IEC modules, knowledge pieces and other thematic and knowledge notes. As required, separate TA could also be engaged for special programs, pilots and thematic reviews. The resource agency will have inputs from concerned units directors who will be over all responsible for organizing need based capacity building and monitor its implementation at the ground level. • Young Professional and Individual Consultants. SERP will dedicate at least one fulltime Young Professional (YP) to work on SMF implementation. SERP will also engage external individual consultants to strengthen and support SMF implementation and address any specific
-------------	---

	gaps identified during project implementation.
District Level	<ul style="list-style-type: none"> • The District Project Managers (DPMs) and Project Managers(PMs) of all units (HD/Gender, PWD, SC/ST Sub Plan and Social Protection Schemes), Land etc. will comprise the core team for overall planning, implementation and monitoring of the SMF interventions at the district level. There should be a strong integration of all the units for effective delivery of services at the ground level. The training needs will be assessed at this level and will be fed to the state level team for planning and implementation. • Community Mobilisation Officer. Under the HD component, at district level, a community mobilization officer will be engaged for project monitoring and implementation at the Mandal level. The Community Mobilisation Officer will work with the DPMs in ensuring the implementation of key inclusion strategies are mainstreamed in the HD interventions. As necessary, the Community Mobilisation officer, will also supervise and guiding the Mandal level HD coordinator, Capacity Building Coordinator, and ECE supervisor, who in turn will facilitate implementation at the village level through community resource persons (CRPs). • Zilla Samakhya and Social Action Committee will be an integral part of the planning, implementation and monitoring of all the interventions under SMF.
Mandal Level	<ul style="list-style-type: none"> • The APM and the Village Organisation Assistant with and Mandal Samkhya will be over all responsible for effective implementation of the SMF at the ground level.
Social Action Committees (SACs)	<ul style="list-style-type: none"> • The Social Action Committees are already functioning effectively and in place. These committees will be further strengthened and capacitated with necessary knowledge and skills to enhance their capacity to deliver at the ground level. It is also necessary to look at the representation of the SC/ST members into SACs and there should be 1/3rd members belonging to SC/ST communities. This will help enable the committees to ensure inclusion of the POP

IMPLEMENTATION ARRANGEMENT



SMF- Responsibilities at various levels and Interventions/ Activities

Responsible person/agency/group	SMF interventions/ Activities
Village/ Mandal level	
CC/APM	Overall responsible for ensuring effective implementation and monitoring of SMF at the Mandal/village level
CC/APM/MS (Sub Committee)	Mobilisation and strengthening of PoP committees to ensure coverage of all the PoP households in accessing and leveraging social protection schemes,
	Facilitating capacity building programmes of SMF for CRPs,
District level	
DPMs	DPMs are overall responsible for ensuring effective implementation of SMF activities at the district level, Facilitating Capacity Building Programme on SMF for CRP at cluster level and ZS leaders at District level, Monitoring of SMF implementation at the cluster level and providing feedback to the core team at the State level.
State Level	
Director (SC/ST) with the support of other unit	

Directors	<p>Overall responsibility of integration of SMF into Value chains, HD/Gender, SC/ST Sub plan, PWDs and other components</p> <p>Organizing Capacity Building Programmes for Cluster level and supra district level teams.</p> <p>Facilitating implementation and monitoring of the SMF activities at the state level.</p> <p>Ensuring SMF related MIS (data management) is in place, consolidation and documentation.</p> <p>Developing SMF operational manual.</p> <p>Developing IEC material</p> <p>Monitoring the SMF implementation and organising quarterly review of the SMF to get a picture on the ground and also provide necessary inputs for effective implementation and management of SMF</p>
Social Inclusion Coordinator	<p>Act as nodal person for SMF implementation, under guidance of Directors, and assist in:</p> <ul style="list-style-type: none"> • Integration of SMF into Value chains, HD/Gender, SC/ST Sub plan, PWDs and other components • Planning and organizing Capacity Building Programmes for Cluster level and supra district level teams. • Facilitating implementation and monitoring of the SMF activities at the state level. • Ensuring SMF related MIS (data management) is in place, consolidation and documentation. • Developing SMF operational manual. • Developing IEC material • Reporting on SMF implementation
Technical Agencies and Knowledge Partners.	<p>Providing Technical support and linkages for implementation of SMF with reference to all the components under APRIGP, Facilitate need based and identified trainings to the team as per the requirement,</p>

grievance redressal

A robust grievance redress mechanism and community feedback system is important for a Community Driven Development as well as public services delivery project such as RIGP. These systems will enable the community members to report on any form of corruption or graft, and complain in case the selection and planning process was not participatory or inclusive. RIGP has Grievance redressal systems to provide effective services, coupled with counselling and facilitation services. These systems will ensure better implementation of the programs and also have increased outreach to the beneficiaries. The GRM and Feedback systems include One Stop Shops, Call Centres and GRM monitoring cell. The specific GRM approach for RIGP is summarised below.

One Stop Shops (OSS). To strengthen the last mile delivery of entitlements/services, RIGP proposes to establish one stop shops (OSS) to broaden the entitlements that can be accessed by the community in one place. The proposed OSS will include a range of entitlements includes social security payments, MGNREGS payments, entitlements under insurance and persons with disabilities etc. Besides, providing payments the one stop shop also provides the facilitation and counselling services for land access, PDS, gender and disability services, as well as grievance handling and redress services. A typical kiosk shall provide the following experiences for the end users:

- Reliability – Certainty in providing access to services to the villagers
- Accountability – Responsibility in delivery services/entitlements to the villagers
- Convenience – Availability of kiosks within the village limiting the villagers to travel
- Grievance redressal – Quick responsiveness and follow up in providing redressal services
- Anytime access – Opportunity to access these services within the village anytime

The OSS presents an organised and effective model that is located among the community and provides efficient services to the villagers. It is a community managed institution that is positioned to deliver services and entitlements including counselling and facilitation across a broad range of services. The OSS kiosk will strive to offer non-discriminatory services to the villagers across the 150 mandals of Telangana state.

Grievance Redressal Call Centre. RIGP will set up dedicated Call Center for accountability and grievance handling for the services offered by the one stop shop (OSS) through effective coordination between various Government departments involved in the project. The beneficiaries would be able to reach out to the grievance redressal call centre in case of accessing any service entitlement. A toll free call center number can be established where the beneficiary can call and register their grievance. A tracking number has to be given and it should be used to follow up if the grievance is not addressed in the given time. The call centre can have an intermediation with the local one stop shop established and services can be provided within the quickest possible to the villagers.

Interactive Voice Response System. SERP will also work on an interactive voice recorded program where the grievance redressal can be done via IVRS. It will also work on developing a mobile module where the beneficiary can either register the complaint themselves by calling the call center or by an interactive SMS mechanism.

Grievance Monitoring Cell. A monitoring cell will be established to keep a check on the grievance redressal mechanism. It should check if the grievance is addressed within the stipulated time frame or not. And to ensure the redressal in the given time.

RIGP will improve partnerships with other line agencies/departments that provide services to the rural citizens and working on establishing a mechanism to address grievances.

Under the Governance and Accountability Framework, RIGP will also support and promote other mechanisms of GRM and feedback. These include

- ***New ICT/Media based GAC tools.*** Under the Governance and Accountability Framework, several ICT and media-based tools that will be used in the project like SMS based feedback/grievance hotlines, community radio, TV & Radio 'Talk-back' shows, regular reports from citizen journalists/reporters, etc.
- ***Digitization of grievance redress mechanism:*** Setting up a digitized interactive system through IVRS (Gram Vani–Voice of the Village), making it accessible to anyone in the village with a mobile phone, to record and forward the grievances of the community to the concerned department and ensuring follow-up of the grievances in a time bound manner.
- ***A Soutine Kendra (Information Centre)*** to record these grievances through Gram Vani. This component will be carried out in convergence with other components of the project under the one stop shop concept.

Grievance Redress related Capacity Building. RIGP will build community capacity to file and redress their grievances in the context of the various social and human development services. The Social Action Committees, POP committees and SC/ST committees will be provided training and support to deal with grievances.

Monitoring, Evaluation And Reporting

APRIGP includes a strong monitoring, learning, & evaluation systems which aim to provide concurrent feedback to SERP and other partners departments and agencies on implementation as well as outcome indicators. SERP has undertaken a range of studies on process monitoring, impact assessment, and thematic and qualitative studies at different phases of the Andhra Pradesh District Poverty Initiatives (APDPIP) and Andhra Pradesh Rural Poverty Reduction Project (APRPRP). Thematic studies covering around 15 themes of SERP initiatives were conducted through external agencies as well as internal resources. SERP will leverage this experience to further strengthen and sharpen its tracking and reporting of key poverty, gender, inclusion and vulnerability reduction incubators in the context of the RIGP components.

RIGP will conduct analysis of performance, status and outcome data and indicators from MIS and other databases both within and outside SERP, in order to improve access and impact for the rural poor and specially the SC, ST and other vulnerable households. The main elements of the social monitoring system are summarised below.

Social and Gender Disaggregated data. In this context, the Social Monitoring and evaluation system will focus on tracking, monitoring and reporting on the status, access, inclusion of the rural poor in the state, specially men and women from the SC and ST population groups in the project mandals and habitations. Given that RIGP has strong focus on significant improvement in the human development indicators especially among the SC and ST households, it would be important to track and analyse the targeted population as well as actual beneficiary data which is disaggregated, analysed and reported by gender, social categories (scheduled castes, scheduled tribes) and especially vulnerable groups such as vulnerable tribes, minorities, single women households, landless, minority, high risk households, etc.

Social Inclusion Analytics. RIGP will work with the technical resource agencies, other government departments such as health, women and child development, tribal development and social welfare to develop social analytics module in order to promote an integrated tracking and reporting system that highlights the areas of concerns with respect to access of SC and ST households with respect to the following areas.

- Membership in SHGs and Village Organisations
- Access to Credit, Bank Accounts,
- Participation in Rural Value Chains and Producer Groups
- Access to Rural retain chains
- Inclusion in Human Development Plans
- Access to key social protection and entitlement services
- Outcome and Inclusion indicators related SC/TSPs, MCTS etc.

Social Inclusion Dashboards and Reporting. RIGP will support convergence effort by the Health, Women's Development and Child Welfare, Panchayati Raj and Rural Development Departments, working along with the Self Help Groups (SHGs) and their federations, to bring about a quick decline in the Infant Mortality Rate (IMR), Maternal Mortality Ratio (MMR) and Malnutrition in the State. It focuses on implementation and monitoring of 20 key interventions to reduce MMR, IMR and malnutrition through convergent service delivery and behaviour change communication at the habitation level and envisages active participation of Village Organizations (VOs) in this process, both as a means of awareness generation and creating demand side pressures for quality service delivery. The village level tracking of these indicators would be turned into social dashboards that would highlight the achievement of these

indicators by social groups and SC/ST habitations. Dashboards at various levels (state, district, Mandal, communities organizations, producer groups would be generated for various stakeholders (state to communities), secondary data sources, project MIS.

Process Monitoring. Since APRIGP is a process intensive project whereby communities would be mobilised in producer groups, water and sanitation committees etc, and the project proposes to engage an external agency for undertaking this activity. The main objectives of process monitoring would be to understand project implementation, identify critical issues affecting outcomes, to verify project assumptions. From a social perspective, the process monitoring study would cover the following topics.

- Project outreach among SC, ST habitations, including left out households
- Social Outreach and beneficiary identification and mobilisation processes being adopted with respect to SC and ST households.
- Participation of SC, ST households in project processes, structures and village HD planning exercise, producer group formation, VLCCs, etc.

The process monitoring would be conducted in a participatory manner that encourages self-assessment by the community members. The process monitoring would be conducted at all levels of the project agencies (the programme, district, Mandal and frontline community staff) as well as the community. The participatory techniques would be explored depending on the context. Social Inputs would be provided in : Identification of processes and indicators for all project components; Designing the process monitoring system; Development of process monitoring tools; Capacity building of field organisations; and conduct of process monitoring once in four months in all districts on sample basis;

Thematic and Qualitative studies. RIGP would be undertaking a range of thematic and qualitative studies. Qualitative exploration would be undertaken in particular to understand changes in marginal, excluded and vulnerable communities. Tools such as open ended Focus Group Discussions (FGDs), Case studies, Best Practices reports, and SHG member profiles, would be used to assess the integrated impact that the project has had. From the social inclusion and gender perspective, the following topics and themes would be covered either as standalone studies or as part of the component studies.

- Impact of various aggregation activities on profitability of producer groups
- Inclusion of SC, ST, landless and vulnerable households in KRUSHE
- Off-take of nutrition products among poor households
- Changes in Social Inclusion Performance of frontline workers & CBOs
- Impact of communication campaigns for behaviour change and its effect on women and ODF households
- Impact of grievance redressal system
- Impact of various gender-related training activities on key gender indicators
- Impact of setting-up a single point service center of disability and its effect on the indicators related to PwD;
- Gender issues – Constraints and barriers face by the women of SC, ST and other vulnerable households and strategies to be implemented to address these issues.

Baseline, Midterm Surveys and Impact Evaluation. APRIGP would be carrying out impact evaluation to establish the contribution of the project towards its stated objectives. The key themes for impact evaluation would include:

- Changes in income, health and nutrition outcomes among the SC, ST households

- Social Capital and Gender Impact at household level and Community Level
- Reduction in vulnerability of the poor households

The Social Inclusion Team and experts in the project teams as well as the resource agencies will identify the core gender and social impact indicators with respect to project components and integrate them in the qualitative and quantitative methodology in the baseline, follow on and end of the project surveys. This would also include a Preparation of a separate social impact evaluation note that summarises the impacts at household and community levels.

Reporting. The SMF implementation report is half yearly/quarterly report will summarise the various actions that have been undertaken with respect to social inclusion, gender and vulnerability reduction and specially the key SMF actions. The main areas of this report would be TORs for social inclusion/impact, development of social indicators, training modules, social inclusion templates for village planning, knowledge notes, integration of social indicators in MIS, social analysis of SC/TSPs and service delivery and coverage and development of social analytic module etc. 2) Social Inclusion Monitoring. This quarterly report will summarise the key social inclusion data, findings and performance with respect to

Institutional Arrangements. As part of Project Management Unit (PMU), SERP will support basic staffing for MEL at SERP head office and at the district level. APRIGP will recruit all the necessary staff for MEL through a Technical Support Agency to be employed for this purpose. The Monitoring team would include a nodal staff responsible for social monitoring, reporting, studies, and reports; The Technical Support Agency would include a social impact monitoring expert. The TSA would also be conducting Training of State and District experts and teams on social inclusion and impact monitoring.

Budget

To be discussed

Each level at VO, MS and ZS, sub-committees of 5 members will be formed to look after coverage of SC/ST households, PWD members and also vulnerable families in RIGP interventions. These committees need to be strengthened for effective monitoring and implementation of the SMF interventions. Initially it is planned to train all the committee members for 2 days on how to cover them, monitor the interventions. Later, for every two months these committees will meet for one day and assess the SMF interventions, issues and plan for the smooth implementation of the programs. The committee members also visit households at least one day in a month for knowing the implementation issues and take necessary steps. To organize the trainings, review meetings with sub-committee members the following budget is required:

Sl. No	Activity	Units details	Unit Cost	Yearly	Total for 5 years
1	Training to ZS sub committees	2 days * 9 ZS *5 members * 1Time	Rs.600/-	54000	54000
2	Training to MS sub committees	2 days * 150MS *5 members * 1Time	Rs.350/-	525000	525000
3	Training to VO sub committees	2 days * 5000 VOs * 2 members	Rs.120/-	6000000	6000000
4	Review cum trainings VO sub committees	5000* 5 members* 6 times	Rs.80/-	12000000	60000000
5	Review cum trainings to MS and ZS sub committees	150MS and 9 ZS *5 members * 6 times	Rs.150/-	715500	3577500
6	Honorarium to VO subcommittee members	5000 VOs* 5 members * 18days	Rs.150/-	67500000	337500000
7	Honorarium to MS subcommittee members	150 Mdls * 5 members * 18days	Rs.150/-	2025000	10125000
8	Honorarium to ZS subcommittee members	9 ZS * 5 members * 18days	Rs.200/-	162000	810000
9	Developing training material	Lump sum			5000000
Total				88981500	423,591,500

Annexure 1: Details of Stakeholder Consultations, Village Meetings and Field Visits

The villages covered during the visits are:

Paderu Mandal

DiguvaSolamula Village and Yeguva Solamula Village, Paderu Mandal, Visakhapatnam District.

Brief Note on TPMU, Paderu

NTFP to a considerable extent form the Livelihoods of the poorest of the poor Tribals and various NTFPs are, to a considerable extent, not being tapped in this area. The quantity & quality of the produced NTFP is not upto the required mark due to lack of expertise and knowledge of tapping the resources. Further, due to ignorance, there are losses and damage to the forest and the respective NTFP source. As a result, NTFPs are depleting gradually. The major NTFPs are Tamarind , Addaleaf, Amla, Gumkaraya, Hillbrooms, R.S.Roots, Honey etc.,

There is a good market potential of NTFP within and outside the country which is motivating to encourage regeneration of NTFP in a systematic way by creating awareness through Herbal Gardens. The Herbal Garden will serve as a demonstration Garden of about 20 species for all the farmers around the area for in-situ demonstration of the species where Botanists will be placed for extension work. The benefits of each species can be explained and thereby provide additional income to the cultivators in rabi as well as cultivation of the waste land. The Herbal Gardens will be established and maintained by the Village Organisations. With this intervention we can bring wasted rabi season into cultivation which will fetch considerable wage days as well as sufficient income for a respectable Livelihood, and the waste land and the barren podu lands can also be brought under cultivation to increase their annual income

VARIOUS LIVELIHOODS OF THE TRIBALS ARE MOSTLY RELATED TO AGRICULTURE, HORTICULTURE SUCH AS COFFEE, CASHEW, PINEAPPLE, REDGRAM, BLACKPEPPER, NIGER SEED, TURMERIC, RAJMA, GINGER, PADDY, BLACKGRAM, AND VEGETABLES. ALL THE MENTIONED PRODUCE ARE BEING SOLD IN THE LOCAL SHANDIES WHERE TRADERS ARE CHEATING THE TRIBALS WITH RESPECTIVE TO THE WEIGHMENT AND THE RATES BEING OFFERED THEREBY, RESULTING IN SUB-OPTIMAL INCOMES TO THE TRIBAL HOUSEHOLDS. FURTHER, THE PRODUCE LACKS QUALITY AND HAS HARDLY ANY GRADING AND VALUE ADDITION.

In order to overcome the above gaps in livelihoods, interventions in the form of collective procurement and collective marketing at Village Organisation level in agriculture, horticulture such as Coffee, Cashew, Red gram, Black pepper, Niger seed ,Blackgram, Turmeric, Rajma is

planned. Interventions in form of value addition to products such as Hillbroms, Addaleaf (plate making), Tamarind (cake), Amla pulp, Red gram(dal), Black gram(dal), Arrow root (powder) are planned.

In order to achieve the above objectives and to increase the income of the tribals in the above livelihoods, Livelihood associates through the community level activists will train the members of SHGs in the Village Organisation on the various aspects of collective procurement, collective marketing, maintenance of books of accounts knowledge about the market for their produces, training on value addition of respective commodities and their market potential. Six VOs per Mandal are planned for collective procurement, and marketing. Processing and value addition are also being planned by the same VOs. The procurement season starts from October. Hence the training on the above aspects to the VO members and Community Facilitators is being planned in the months of August and September. The training action plan as per the procurement calendar is under preparation and will be sent shortly.

The tribals in the agency area during the period of May to October invest all their resources on Agricultural inputs and other needs and have very little to spare for food and for their immediate needs. During this period they are forced to go to the money lender/trader to borrow the money for addressing their basic needs at very high interest rates or tie up their produce. This results in selling their produce to the money lender/trader at a lower price and also being cheated in the weightment. In some cases the tribals also get along by eating available fruits and other forest produces causing malnutrition and other complications. The Micro-Credit plans for the SHGs in the Village Organisations (VOs) concentrating on Food Security will be presented by the Village Organisations (VOs) in the Mandal Mahila Samakhyas (MMS) meetings and the amount will be released accordingly as per the proposal of MMS to TPMU.

Diguva Solamula and Yeguva Solamula Villages: At Diguva and Yeguva Solamula villages, there are common issues cited by the villagers. The older generations that are illiterate and engaged as agricultural labour are currently encouraging their children to study and receive education. However, the age of marriage is below the legal age as per their custom and there is no gender disparity with regard to age of marriage. Hence the children of both sexes get married during adolescent age and there is a need to create awareness about the social and health impacts of very early marriage especially on the adolescent girls. Both the villages have alarmingly low child sex ratio, low level of sanitation and provision of toilets in the households. Drinking water remains a problem with the habitants susceptible to water borne diseases. There is a need to provide community latrines and water purification systems in the habitations.

There is no big issue of dropouts at the primary levels. However, there are a good number of dropouts at middle school and higher secondary school levels. The children, especially the girls must be enthused to continue their education or atleast vocational training must be given to them to empower them and hone their skills for better livelihood opportunities. The situation in Ghanpur village is better off than the habitations in Paderu though there is a lot of overall developmental effort required for the habitants.

Child marriages are not reported of late, but there are several young couples with children who require family counseling on marital aspects, spacing methods and child birth and child rearing. Malnutrition is reported amongst the children with around 50% requiring better nourishment and there is need to improve their health services.

Tribal habitation DiguvaSolamula has 62 households, most of which belong to the Kondh tribe, own land is cultivated to grow multiple crops such as paddy, millets, turmeric, rajmah, coffee etc., They have irregular access to entitlements such as PDS and NREGA and financial access is also low. Food and health expenses are the major outflows at the household level, and income from cultivation of paddy and turmeric formed the main inflows. These were followed by NREGA wages.

A broad estimate of the monetary value of the livelihoods in the habitation puts the value of produce produced by the villagers at Rs. 20 lakh approximately, and the income earned from wages by working under NREGA and as agriculture and construction labourers was about Rs. 5 lakh, resulting in an average annual income per household of Rs. 41,000 per annum per household. Average level of indebtedness at the household stood at Rs. 10,000. Low productivity of land, lack of irrigation and marketing facilities constrain the agriculture growth. Turmeric crop in Paderu is harvested once every two years even as crop duration when grown as field crops is just nine months. Anecdotal evidence shows that the same plant/seed material for turmeric is being used for several years in a row. Interventions in improved cropping techniques, seed replacement and local value addition could give substantial gains. Similar opportunities abound in coffee, ginger and other NTFP commodities.

Schooling of children in the habitation shows aspirational change among this tribe as it has opened up job related livelihood opportunities in Visakhapatnam and Hyderabad. About 5-6 children from the habitation were pursuing higher studies drawing scholarships under Government schemes. However, there is also large number of unemployed youth in the village who could benefit from MGNREGS creating private productive assets as well as create public

assets benefiting drinking water, sanitation and access infrastructure. Almost all households maintain home gardens and Anganwadi center in the village was functioning well with good attendance of women and children.

Growth monitoring data reflected good health indicators among women at risk categories in hemoglobin levels, weight gain during pregnancy, etc. However, there were three infant deaths reported during the last summer due to diarrhoea and dehydration. Financial access from commercial banks, transportation to local health center, and availability of safe drinking water were posed as development constraints in the village.

Key findings of APARD Study

APARD carried out a thematic situational analysis of 5 Gram Panchayats from each of the selected RIGP mandals in the districts of Srikakulam, Prakasam and Nellore, on human development components like health, sanitation, nutrition, education and livelihoods. This study was conducted to provide field insight to the design team for developing a comprehensive human development plan using the data collected in the study. 100% household were covered at the habitation level in 5 selected habitations. The survey focused on service delivery and the methodology was through FGD and visit to institutions and sites to capture community perceptions, starting with Water and Sanitation. The following aspects were covered:

- Quality of services
- Quantity of services
- Transparency in financial matters & projects
- Accountability of the organization
- Overall project implementation

The survey was conducted in 1) Rankini Village of Srikakulam District, 2) Kanaparthi Village of Prakasam District and 3) Mudumala Village of Kurnool District. The Bhart Nirman Volunteers covered almost 100% of the households.

A. Field level findings by the BNV during the Phase one

Srikakulam (dt) Rankini(v)	Prakasham (Dt) Kanaparthi(v)	Kurnool (Dt) Mudumala(v)
<p>A health camp to be organized to reduce the incidence of various diseases prevalent in the village like Malaria, typhoid, jaundice and problems pertaining to the old people</p> <p>Drinking water source has to be properly treated and RO plant can be established to provide safe drinking water to the villagers.</p> <p>Defunct water supply system can be renovated and tank can be constructed</p> <p>Disabled persons who were suffering from hearing impaired, visual loss, mental retardation, locomotion problems can be</p>	<p>Majority of the people are not aware of their basic entitlements regarding government schemes and development programmes.</p> <p>Still 16.8% of the households (55 HH) do not possess ration cards</p> <p>8.6% of the households though eligible have not availed housing under government schemes and 10% of the households (33HH) have got sanction of housing but not started due to financial problems.</p> <p>72% of the households(236 HH) do</p>	<p>There are 16(sixteen) Educated unemployed youth who requires employment.</p> <p>After the floods to Thungabhadra River during 2009, the infiltration wells are damaged and only raw water is being supplied to the village for drinking purpose and causing ill health. Therefore the drinking water schemes have to be restored.</p> <p>Because of the floods, the old village is being rehabilitated and shifted towards the northern side of the old village but the required infrastructure including the</p>

Srikakulam (dt) Rankini(v)	Prakasham (Dt) Kanaparthi(v)	Kurnool (Dt) Mudumala(v)
<p>sent to SADAREM once again to check up the percentage of disability as they all are from vulnerable families.</p> <p>A study on housing programme to identify the reasons for non completion and suggest suitable measures for ensuring completion</p> <p>Women groups can be strengthened further by proper institutional building measures so that money lenders activities can be restricted in the village</p> <p>Most of the OAP pensioners were asking for AAY cards so that they can get 35kg rice per month. Feasibility for providing such cards duly verifying their eligibility can be taken up</p> <p>Unemployed youth can be trained under RYK, Self employment, Direct jobs through job melas can be conducted</p> <p>Livelihoods of the poorest of the poor can be improved by tagging them to UNNATHI as a special case and can be provided assistance under tribal sub plan scheme</p> <p>Incomplete Community Hall and Anganwadi centre can be completed.</p>	<p>not use ISLs go for open defecation</p> <p>94.2% of the households (308HH) visit private hospitals for immediate treatment as government hospital is 5-6 km away from the habitation and out of this 34% visit RMP for treatment.</p> <p>64% of the households do not possess any land and out of the owned land 85% is not under cultivation due to less remunerative farming.</p> <p>66% of the households do not possess any household items like scooter, tractor etc</p> <p>17.6% of the agricultural produce is sold with the help of middlemen resulting in low prices for their produce.</p> <p>Average savings of the SHGs is very low Rs. 107 per month amounting to Rs.5035 per month per SHG.</p> <p>Nearly 30% of the parent's do not show interest and visit the school to know about their wards progress.</p>	<p>drinking water is yet to be provided and most of the houses completed are left unoccupied.</p> <p>The age at marriage is much less and needs attention.</p> <p>Construction & usage of ISLs is very low ie.26% & 20% which is alarming and needs awareness.</p> <p>Out of the total 113 deliveries during last one year, 47 were made at home which in alarming and needs awareness.</p> <p>48% of the women are still outside the SHG fold and out of this some members have discontinued because of the floods and loss of assets during the year 2009.</p> <p>There are considerable over dues among the SHGs and the members are not able to repay the loans as they have lost the assets during the floods.</p> <p>There is no answer for most of the entitlements provided both by the Gol & state Govt.</p> <p>9.7% of the households do not have any ration card.</p>

Field Consultations Report

I. Overview of the study:

For any type of development operations/ projects, field consultation is a key tool to ensure adequate treatment of social dimensions in projects. Field Consultation helps to identify and understand key social issues and risks, and determine the potential social impacts of project interventions on different stakeholders. This Field Consultation has been prepared after careful review and analysis of the experiences of and issues faced by the SHGs, villagers and beneficiaries of various state- supported livelihood projects and other development projects.

Preliminary field visits by SERP team to a few SC and Tribal populated villages and direct interactions with the community provided several insights on the outreach, SHG coverage, mobilization, institution building, financial inclusion, livelihoods as well as social protection/entitlement for the strategy of APRIGP especially for the tribal mandals. A summary of the field visit reports especially with regard to Human Development Indicators has been provided to give a broad perspective of the ground level issues of a typical rural mandal. The villages covered during the visits are:

- i. Chintala Thanda, Macherla Mandal, Guntur District
- ii. Rayavaram, Macherla Mandal, Guntur District

The overall key issues that emerge from the Field Consultation in its entirety have been grouped under three broad goals that link poverty and livelihood interventions:

- **Level participation in decision making:** The level of participation in decision making process/ influencing decisions by the socio-economical marginalised/ vulnerable communities, especially woman is not so significant. Such poor level of participation creating

barriers that significantly impact their access to Common Property Resources and other village level development projects/ plans/ infrastructure.

- **Inclusion of Reality:** The growing inflation rate against the low wages in informal sector, non availability of housing land, insufficient grant/ loan amount to buy livelihood/ construct house/latrines etc, unavailability of work(MGNREGA) during off season, creating barriers that significantly impact their ability to earn and save regularly to come out of poverty.
- **Delivering quality services:** The villagers are asking for quality infrastructure such as well equipped schools with sanitation, water facility, spacious Anganwadi, timely availability/ adequate flow of information on Govt. schemes, subsidized bank loans, health centres with basic Medicare equipments etc. For example; the villagers are not asking for more number of government schools, whereas they are asking to develop the existing school (though the school is located in another village). Most of the parents are preferring to send their child to a far distanced private school and pay high academic fee that significantly impact their savings.
- **Exclusive banking services for poor/ SHG:** Huge repayment default that experienced by the bankers during the SGSY programme has created a mistrust in the part of the banker over the SHGs (while giving loans). Even SHGs with very good grade are struggling to get easy loans from the bank.
- **Continuous improvement of the SHGs/ VOs/ Institution of the Poor:** If once any SHG/ VO fails to function down it is very difficult task to bring back that SHG/ VO to the correct track. Thus, institution building is a continuous improvement process and it should not be stopped at any situation. Continuous improvement is very important to strengthen the institution of the poor and to create confidence among the poor.
- **Aspiration to grow:** This is the biggest scope for any development programmes/ projects. All the poor villagers, SHG women, young men/ women have aspiration to grow and come out of poverty in a sustainable manner. They are looking to adopt new activity to secure a sustainable income generation activity. They are inspired by SHG success stories from both within and outside the village and looking to repeat the same success story in their life too. This is the biggest opportunity to implement any project in future.

II. Chintala Thanda, Macherla Mandal, Guntur District:

Chintala Thanda-a highly ST populated village (more than 95%) is situated near the Nagarjuna Sagar Project Area. The team has interacted with SC,ST, PwD SHG members and few left out women, VO EC members, farmers, youths, school children and old aged villagers. The team has discussed various issues related to SHG coverage, access to entitlements, quality of public service delivery, water and sanitation facility, health care facility, gender, unbiased participation of all community and decision making process etc.

Following are the observations made from data available and interactions:

Coverage under SHG:

- Under Sri Mahalakshamma VO, 35 SHGs (33 normal SHGs and 02 PwD SHGs) are actively functioning. Under Lakshmi Teja VO, 25 normal SHGs and 2 PwD SHGs are functioning. The percentage of SHG coverage under this VO is 97%. Only 11 households are not covered under SHG. Out of these 11 households, 4 households were migrated permanently to other place and remaining 7 households do not have enough members to form a SHG. These 7 households are new entrants to the village after their marriage.
- All SHGs under these two VOs are well functioning and follow the best practices of SHGs such as regular meeting, discussing various household/ village issues, regular landing (among SHG members) and repayment of loan amount etc. We have observed the SHGs are

very discipline and they are aware of various loans/ grants, projects, programmes. The SHG members are well empowered to ask question to the IKP staff and other district level officials and local political leaders.

- While identifying the beneficiary the VO follows a rigid beneficiary identification process and keeps a close watch over the beneficiary and her asset (brought from the loan amount) so that the beneficiary can do the repayment regularly.

Entitlements:

- All families in this village have ration cards and all eligible person has a job card. This village has achieved 100% Aadhar card enrolment.
- All the SHG women are enrolled under AABY & Abhayastham.
- Because of error in the ration card (where the age is written wrongly) only one SHG member is not receiving old age pension. Due to the same reason few more villagers are also excluded from old age pension.
- This village has approach road, internal road, electricity, mobile network range, 104 facility, a primary school with own building. But, access to safe drinking water, sanitation and latrine facilities are the biggest problems that the villagers are facing. During acute summer, the villagers have to travel 3 km by auto rickshaws to get the drinking water from Left Bank Canal of the Nagarjuna Sagar. They also buy water can from near market.
- There are only 5 bores (govt. constructed) available in the village, but presently only 2 bores are functioning. To overcome such poor water facility, 10-12 households came together and collected a total amount of Rs.1 lakh to install private bore in their street. There are 5 such private bores are installed in the village. Based on the affordability, some households have taken private pipe line to their houses. Other collect water from the common water point installed in various streets.
- This year under ISL, latrines are sanctioned to 560 households, out of which 150 latrines were already constructed and 100 latrines are under construction. But the villagers have complained that grant amount of Rs. 9,950 is not enough to construct latrine as the labour charges and other material cost has increased.
- The Anganwadis and Balawadis are functioning properly and the registers and other records are maintained properly. But they do not have water and latrine facilities. The building space is also very congested to conduct any activities.
- The primary school in the village has its own building but there is no drinking and latrine facility available in the school. For high school education many village students are staying in a nearby Missionary residential school.
- The SHG women are very much concerned about their children's education. For example, one of the SHG member's daughters from ST community is studying B.Tech in Hyderabad.

Livelihood:

- Though agriculture is the main source of livelihood but every time it is not fruitful. The village experiences very less rain.
- Another major source of livelihood is livestock, especially small ruminants such as goats, sheep etc. In few cases due to unavailability of sufficient fodder, they had sold out their livestock.
- More than sixty households in the village has their own auto rickshaws. The earning from auto rickshaw is quite good and the same has been used as a major medium of transportation.
- The villagers are preferring small ruminants as their livelihood option. Villagers are afraid of collective livelihoods as it may create internal disputes and fights.

III. Rayavaram GP, Macherla Mandal, Guntur District:

Coverage under SHG:

- Thummepalli village has one VO namely, Sri Anjaneya VO under which 22 SHGs are functioning.
- Rayavaram village has two VOs, namely Vijaya Adarsha VO and Abinaya VO. Vijaya Adarsha and Abinaya VO has 33 and 32 SHG groups respectively.
- Vijaya Adarsha Village Organisation has been formed with all SC SHGs. There is 49 members are not covered under SHG with various reasons as follows:

Sl. No	No of members not covered under SHG	Reasons for not covered under SHG
1	15	They are interested to form a new SHG but no one want to take the responsibility as a SHG leader
2	2	These two persons age is 58 and 59 years respectively. Because of the higher age no SHG is willing to accept them as their team member
2	19	Permanently migrated
3	4	Their family members are having Govt jobs so not interested
4	7	No ID proof (Ration card/Aadhar Card) Banker is insisting for ID Proof
5	2	One of them is a 'single women' and the SHG is afraid to give any loan to her The second person has raised question on the functioning of her group and got separated from the group

- Bank Linkage has been stopped to all the 65 SHGs for the last 2 years due to non repayment of TFI loans. 3 SHGs are identified as defaulters. TFI CRPs, Bank Managers, Project Staff and MPDO tried to collect repayment amount, but all those efforts were got failed. The defaulters had threaten the officials and project staff saying that if they will asked to repay the loan amount then they will attempt suicide.
- CIF repayment also totally stopped because of Runa Mafi. PoP fund recovery is also effected by Runa mafi. It is noticed that loans under PoP fund and CIF has to be assisted by adequate loan insurance to ensure 100% recovery in death cases.

Entitlements:

- There is safe drinking water facility of RWS but it is not sufficient for all the Households. There is no adequate infrastructure for continues water supply. We found Community Managed Water Supply in this village i.e 20 to 30 families have formed a group, collected Rs. 10,000/- to 15,000/- from each family, identified land with water sources, purchased the same land to dig Bore well. All such households are connected by Pipes and collects electricity bill, care taker's fee (appointed by community and paid Rs.1,000/- per month), repair charges etc from the users. But the bottom most families who are unable to contribute for the Bore well, are facing severe water problem.
- There is internal roads and drainages in the village but not maintaining properly.
- This year, 265 families are sanctioned latrines under ISL. 82 families are excluded because of not having site to construct latrines. Using of ISL is difficult in this area due to water scarcity.
- Newly bifurcated families are not having ration cards and coupons also.

- Widow and Old Age pensions need to be sanctioned to new applicants. Eligible candidates for OAP are facing difficulty with issue of wrongly marked age in their Ration Cards. They don't know how to change their age in their Ration Cards.

Vulnerability:

- Approximately 15 Child labour families are identified in that village. Such children are not willing to go to school anymore.
- 10 Orphans identified in the village and the future is very uncertain for them.
- A PWD SHG is identified in the village which is a default one.

Annexure 2: Institutional Framework for Tribal Development

India has listed and notified several communities as Scheduled Tribes in exercise of powers conferred by Clause (1) of Article 342 of the Constitution of India. The Notification of the Scheduled Tribes Communities are state-specific. The identification of Scheduled Tribes is done on the basis of either or all the following characteristics: (i) primitive traits; (ii) distinctive culture; (iii) geographic isolation; (iv) shyness of contact with the community at large; and (v) backwardness. The poorest among the amongst the STs and were named Primitive Tribal Groups (PTGs). The criteria fixed for the identification of such PTGs were: (i) pre-agricultural level of technology; (ii) very low level of literacy; and (iii) declining or stagnant population.

The Scheduled Tribes in Telangana and Andhra Pradesh are amongst the poorest in the Project districts and, hence, of utmost priority in RIGP. One of the prerequisites of a successful development plan for the scheduled tribes is the preparation of a culturally appropriate development plan, with the involvement of the tribals and based on full consideration of the options preferred by them. Being a community Driven Development Project, the active involvement of the poor communities at each stage of the Project is a fundamental tenet in RIGP. The involvement of the tribal community in planning, implementation and monitoring of the programmes meant for their own development is the cornerstone of the tribal development strategy in RIGP. The process of community participation in tribal development includes establishment of viable and sustainable village institutions, which are self managed and self governed. All project interventions and other Government interventions would flow through such village level institutions. Such an approach would ensure that the development interventions are culturally appropriate, as per the development needs of each tribal community. In its current form, the program integrates all the development initiatives implemented by IKP with suitable adaptations so as to suit the economic, cultural and social context of the tribal areas.

The total tribal population of Telangana and Andhra Pradesh, according to 2001 Census, is 50.24 lakhs, constituting about 6.59 per cent of the total population of the state. The Scheduled Areas extend over 31,485.34 sq km, i.e., 11 per cent of the total area of the state, with 5938 villages distributed in Srikakulam, Vizianagaram, Vishakhapatnam, East Godavari, West Godavari, Khammam, Warangal, Adilabad and Mahaboobnagar districts. Of the 50.24 lakh tribal population, 30.47 lakhs are found in the above-mentioned nine districts. The remaining tribal population of 19.77 lakhs is distributed in the other districts.

Table 1: District-wise Scheduled Tribal Population in Telangana and Andhra Pradesh (2001 Census)

S No	District	Total Population	ST Population	% of ST to total Population
1.	Srikakulam	2537593	151249	5.96
2	Vizianagaram	2249254	214839	9.55
3	Visakhapatnam	3832336	557572	14.55
4	East Godavari	4901420	191561	3.91
5	West Godavari	3803517	96659	2.54
6	Krishna	4187841	107611	2.57
7	Guntur	4465144	208157	4.66
8	Prakasam	3059423	118241	3.86
9	Nellore	2668564	242257	9.08
	Coastal Andhra	31705092	1888146	5.96
10	Kurnool	3529494	69635	1.97

S No	District	Total Population	ST Population	% of ST to total Population
11	Anantapur	3640478	128085	3.49
12	Cuddapah	2601797	61371	2.36
13	Chittoor	3745875	128085	3.42
Rayalaseema		13517644	386252	2.86
14	Ranga Reddy	3575064	146057	4.09
15	Hyderabad	3829753	34560	0.90
16	Nizamabad	2345685	165735	7.07
17	Medak	2670097	134533	5.04
18	Mahabubnagar	3513934	278702	7.93
19	Nalgonda	3247982	342676	10.55
20	Warangal	3246004	457679	14.10
21	Khammam	2578927	682617	26.47
22	Karimnagar	3491822	90636	2.60
23	Adilabad	2488003	416511	16.74
Telangana		30987271	2749706	8.87
Combined Andhra Pradesh		76210007	5024104	6.59

The above indicates that the concentration of tribals is the highest in Telengana region and the least in Rayalseema region. Further, the tribal population is higher in certain pockets – in the 7 districts of Adilabad, Vishakhapatnam, Vizianagaram, Warangal, Khammam, Nellore, and Nalgonda Districts. The tribal population in these districts aggregates to 58% of the total tribal population of the state. Majority of these areas are characterized by undulating terrain, high rainfall and poor reach of services.

Key Legislations related to Tribal Development



The Government of India has identified three communities, namely, Chenchus of Ranga Reddy, Kurnool, Mahaboobnagar, Nalgonda, Prakasam, and Guntur districts in the year 1975-76; Kolams of Adilabad; and Konda Reddis of East Godavari, West Godavari and Khammam districts in the year 1980. In 1982-83, the Government of India also recognized Thotis, Khonds, Porjas, Gadabas, and Konda Savaras as Primitive Tribal Groups. The habitats of the primitive tribes are located on the hill tops and slopes where plain landscape is totally absent. These tribes are largely dependent on shifting cultivation and minor forest produce collection. The Chenchus are considered to be the most primitive tribe and are still largely dependent on food gathering activity. However, at present, some of the Chenchus are in transitional stage of food gathering to food producing. The traditional habitats of the Chenchus are found in the contiguous forest tracts of Nallamalai Hills. Much of the area of the Nallamalai Hills through which the Krishna River flows is presently declared as Tiger Project Area.

Key Legislations related to Tribal Development

The Panchayat Extention to the Schedule Areas (PESA) Act 1998 empowers the Gram Panchayat or the Gram Sabha over the ownership of minor forest produce in the Scheduled Areas. The Forest Rights Recognition Act 2006 also ensures tribals' right of ownership, access to collect, use, and dispose of minor forest produce which has been traditionally collected within or outside village boundaries. However, on contrary to these Statutory laws, the Girijan Cooperative Corporation under the AP Scheduled Areas Minor Forest Produce (Regulation of

Trade) Regulation 1979 has continuing monopoly over the minor forest produce and imposes restrictions in their disposal.

The Panchayat Extension to Scheduled Areas (PESA) Act was brought into force by the Government of Telangana and Andhra Pradesh in the 1998 to empower local bodies as well as Gram Panchayats. As per the recommendations of the Dhebar Commission Report, a separate Tribal Welfare Directorate (TWD) from the Social Welfare Department (SWD) was created in the year 1966, exclusively to uplift the economic, educational and social conditions of the tribals. In the year 1969, about 24 Tribal Development Blocks were created and several Economic Support Schemes were implemented under the control of the Panchayat Raj Department (PRD). The Group on administrative arrangements and personal policies in tribal areas headed by Maheswar Prasad (1978) recommended for an integration of the administrative unit in the area of Integrated Tribal Development Project (ITDP) in order to ensure a rational line of command.

Institutional Framework

Integrated Tribal Development Agency (ITDAs). The Girijan Development Agency (GDA) a project sponsored by the Ministry of Agriculture, GoI, began operating in Srikakulam District since 1972. Perhaps this was created by the Government in consequence of the Naxalite Movement in 1969 in northern Andhra. These GDAs were later converted into ITDAs in 1979. Ever since the beginning of the Integrated Tribal Development Programme during the Fifth Five Year Plan, the Government of Telangana and Andhra Pradesh has adopted a four point criteria on the basis of the recommendations of the Government of India for the implementation of the programme. They are as follows:

Geographical area

Concentration of tribal population

Level of social and institutional services

Rate of development

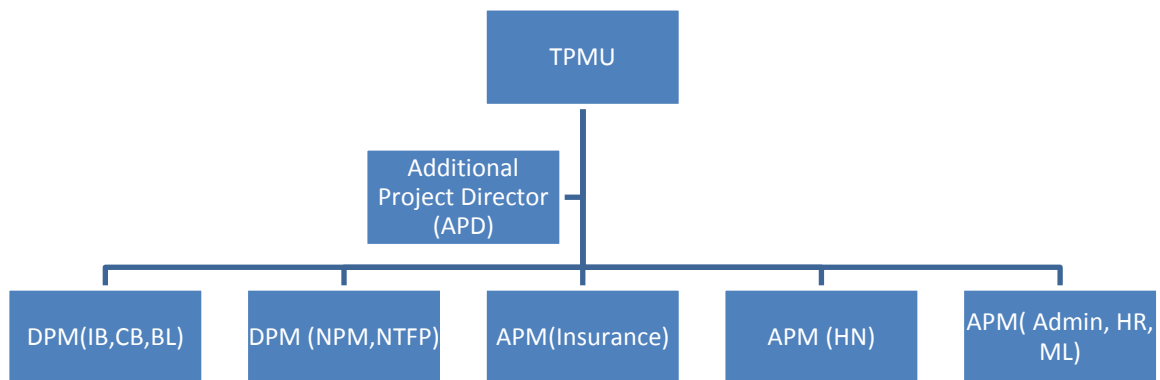
The ITDA are in operation in eight districts. Apart from these, there is one ITDA for the Chenchus, and one for the Yanadis, exclusively. Outside the Sub-Plan area (ITDA areas), There are another 10 ITDAs functioning in the state. At the district level, a Governing Body for each ITDA is formed, with all district level heads of general sector departments as Members and the Project Officer (PO) of the ITDA as Secretary. In order to streamline the administration in tribal areas, Single Line Administration was introduced since 1986. The officers and staff working in the TSP area, connected with regulatory and developmental programmes are placed under the administrative control of the PO of the ITDA. The Tribal Welfare Department (TWD) prepares perspective plans for a period of three years for the development of the STs under ITDAs, MADAs, Clusters, PTGs and DTGs.

Modified Area Development Approach (MADA): The TSP areas cover pockets of tribal concentration taking the development block as the back unit. In the Fifth Plan it was noticed that certain areas of tribal concentration outside the TSP area were still left out of the TSP Strategy. During the Sixth Plan it was decided that pockets of contiguous villages / pockets having a minimum of 10000 total population, of which at least 50 per cent are Scheduled Tribes, should be identified for integrated development. This approach to tribal development which emerged during the Sixth Plan is known as the Modified Area Development Approach (MADA) under the TSP. There are 41 MADA pockets in Telangana and Andhra Pradesh. Still smaller pockets of relative tribal concentration were identified as Tribal Clusters for adoption of MADA for the development of the tribals in the MADA and Cluster Areas. There are 17 Clusters in operation. The rest of the tribal population not covered under these projects, is covered under DTG projects.

Village Tribal Development Associations (VTDA)s are functional committees to the habitation level, and were formed in 1999 to decide development programmes on the lines of Gram Sabhas. The functioning of the VTDA stands as counter to the Constitutional Gram Sabha under the PESA Act 1996. Again in 2007, instructions were issued to review the VTDA and get them to partner in all development activities taking place in the TSP areas.

Tribal Project Management Unit: A separate Tribal Project Management Unit (TPMU) was set up under the Indira Kranthi Patham (IKP) to work under the administrative control of the Project Officer, ITDA. The TPMU's mandate is social mobilization and empowerment of tribal communities in the TSP areas through Village Organisations (VOs) and Federations at the Mandal and district levels. The VOs are with entrusted tasks including preparation of micro plans, selection of beneficiaries, planning of schemes, etc.

TPMU- Institutional Structure



The TPMU is the central functioning agency of ITDA and is responsible for social mobilization and women empowerment process. They liaise with all the sectoral departments in ITDA and the land department officials working in the project area. The TPMUs utilize the technical expertise and the infrastructure of the line departments to build the social capital in the project mandals and establishing sustainable tribal institutions that will implement poverty reduction initiatives even after the withdrawal of the project. The PO, ITDA will establish effective coordination with forest department and achieve integration in the project activities of ITDA, APRPRP and Community Forest Management (CFM) project. The convergence between the Project Officer, ITDA and APRPRP is the key for effective implementation of the Project. Separate staffing pattern has been designed with functional experts and supporting staff for TPMUs¹², keeping in view the special requirements of tribal sub plan areas. A special community building strategy has been put in place in view of certain special characteristics and requirements of the tribal areas.

Community Based Organizations: Central to the implementation of Tribal development plan is the promotion of exclusive four-tier Community Based Organizations (CBOs) (SHGs-VOs-MSs-Maha Samakya) of PTGs. In order to facilitate participation of all member SHGs in the VOs, exclusive Chenchu & Yanadi MSs were established. These MSs are entirely autonomous of the other MSs under IKP. All the MSs were then federated into Maha Samakya which is the apex federation. The objective of the apex federation is to facilitate coordination of multiple activities

¹² A diagram with TPMU structure is provided in Annexure 1

undertaken by the MSs to alleviate poverty of the PTGs. The Maha Samakya is also expected to assess the training requirements of MSs and their staff and provide for such training through SRPs and other training resources. The other important objective of the Maha Samakya is to promote convergence of the IKP efforts with ITDA, line departments, banks and other external agencies to improve the access of the programs and services to PTG households through their CBOs and undertake advocacy and liaison efforts for their betterment. Thus, an exclusive four-tier CBO structure was created as part of the Chenchu as well as the Yanadi development plan.

Tribal Sub Plan Strategy

The Task Force on Development of Tribal Areas (1972) headed by Professor L.P. Vidyarthi viewed that the efforts made for socio-economic development of Scheduled Tribes did not bring appreciable change in their condition in the preceding Five-Year Plans due to lack of proper perspective. The plan programs formulated failed to take into account the actual needs of the tribal. There was a tendency to rely on schematic patterns in tribal development blocks in place of adopting a flexible strategy suiting the specific needs of each TDP. This emphasized the need for an integrated tribal development. The expert committee on tribal development headed by Dr. S.C. Dube (1972) also viewed that individual welfare approach and schematic block development approach are inappropriate for tribal areas and an integrated development approach should cover the entire tribal area in the country. The committee underlined the necessity of strengthening the traditional institutions to enable them to take up development functions as in the rest of the country. The result of the deliberations of these committees was the birth of Tribal Sub-Plan (TSP) strategy. In December 1973, the Planning Commission issued guidelines to the State Governments on the preparation of sub-plans for tribal regions within the State Plan. The scheme/programme and projects under the TSP are implemented through Integrated Tribals Development Projects (ITDPs) which were set up in Block(s) or a group of Blocks where ST population is more than 50 percent of the total population. The twin objectives of the TSP approach are:

Overall socio-economic development of tribals and to raise them above the poverty level.

Protection of tribals from various forms of exploitation.

The Scheme of Special Central Assistance (SCA) to TSP was introduced in the Sixth Five-Year Plan. Under the scheme, assistance is given to State Government as an additive to the State TSP. The SCA forms part of TSP strategy towards the larger goal of enhancing the pace of socio-economic development in most backward tribal areas.

Essential Features of TSP:

To recognize that there is no uniform solution to the variety of problems faced by the tribal regions and communities, and therefore, accept this uniqueness and formulate policies, programs and schemes to suit each individual situation, especially for the vulnerable sections.

Evolve appropriate frame for development with emphasis on tribal people at the national and state levels through sub-plan exercise, ensuring adequate quantification from State and Central Plan funds, with budgetary mechanisms (Separate Demand / Major Budget Heads) to ensure accountability, non-divertability and full utilization.

Accord highest priority to protective measures for elimination of exploitation of tribal people.

Restructure the administrative and institutional setup to suit the local needs and aspirations.

Supplement state efforts substantially by the Union Government through Special Central Assistance (SCA).

Although tribal sub-plans have projected total investment, a clear perspective about the long-term strategy for the development of these areas with reference to their resource potential has not yet emerged. In view of this, the long-term objectives have drawn attention to:

- narrow the gap between the levels of development of tribal and other areas;
- Improve the quality of life of the tribal communities. Among the immediate objectives will be elimination of exploitation in all forms. The flow of funds from the State Plan for the TSP was worked out on the basis of the total population in the Sub-Plan area, its geographical area, and its comparative level of development and of social services.

A special Central Assistance meant to augment the efforts of the state was added to the State Plans on the basis of an accepted formula. In order to provide incentive for adoption of TSP, it is provided in the guidelines for release of funds under Article 275(1) of the Constitution of India and the SCA to TSP such that an amount equivalent to 10 percent of the total allocation is earmarked and used as an instrument to bring about changes in the institutional framework for adoption of the TSP; this is to be allocated only amongst the states which had released in the previous financial year more than 75 percent of the approved TSP funds to the implementing agencies through the budget head of the Tribal Development Department of the state.

“The Andhra Pradesh Scheduled Castes Sub-Plan and Tribal Sub-Plan (Planning, Allocation and Utilization of Financial Resources) Act.

In April 2013, The Government of Andhra Pradesh has enacted “The Andhra Pradesh Scheduled Castes Sub-Plan and Tribal Sub-Plan (Planning, Allocation and Utilization of Financial Resources) Act to ensure accelerated development of Scheduled Castes (SC) and Scheduled Tribes (ST) with emphasis on achieving economic, educational and human development along with ensuring security, social dignity and promoting equity among Scheduled Castes and the Scheduled Tribes. AP is the first state to enact this landmark legislation in entire country. The salient features of this Act are:

- 16.2% and 6.6% of overall AP budget earmarked for SCs and STs under SCSP & TSP respectively
- Schemes under SCSP/TSP should secure direct & quantifiable benefits to SC or ST households or individuals or habitats
- Transition from mere arithmetic exercise to actual outcome based allocation
- Dept of Social welfare is Nodal agency for implementing SCSP & Dept. of Tribal welfare for TSP
- By earmarking a portion of the total plan outlay of the State of Andhra Pradesh as the outlay of the Scheduled Castes Sub-Plan (SCSP)/Tribal Sub-Plan (TSP) of the State, GOAP will be investing more than 15,000 crores to the development of the Scheduled Castes and Scheduled Tribes in the State.

Under the SCSP and TSP Plan, the following programmes have been submitted by the Department of Rural Development, Government of Andhra Pradesh, for the upliftment of the marginalized sections and ensuring last mile service delivery to them.

- i) Assistance to SERP: Assisting livelihoods and enhancing human development of most vulnerable Scheduled Caste and Scheduled Tribe families
- ii) SthreeNidhi: Supporting livelihoods of most vulnerable SC/ST families
- iii) Vaddilenirunalu: Upfront Reimbursement of interest portion of loans availed through SHG-bank linkage programme by SC/ST groups
- iv) Abhaya Hastham: Providing co-contributory pension to enrolled SC/ST SHG members

- v) AamAadmiBimaYojana: Providing insurance coverage to bread winners of BPL landless SC/ST families
- vi) INDIRAMMA – Old Age Pensions/Widow: Providing pensions to old aged persons and widows among BPL
- vii) Indira Gandhi National Old Age Pensions Scheme: Providing pensions to old aged persons and widows among BPL
- viii) INDIRAMMA Disabled pensions: Providing pensions to persons with Disabilities
- ix) Rajeev YuvaShakti: Halfway homes for tribal youth trained and provided with jobs under EGMM
- x) MGNREGS: Improving the administrative structure in tribal areas so as to deliver the entitlements under the MGNREG Act.

The SCSP and TSP focus on the ultra poor SC/ST households, whose needs are very different and require special attention with continuous monitoring.
