







Results Matrix

Outcomes

| Outcome:                                     | 1 Colombia has an operational Country Platform to promote the implementation a the Project Portfolio on Climate Action and the Just Energy Transition |                 |          |               |                       |      |      |      |      |      |
|--|---|-----------------|----------|---------------|-----------------------|------|------|------|------|------|
| Indicators                                   | Flags*  | Unit of Measure | Baseline | Baseline Year | Means of verification |      | 2025 | 2026 | 2027 | EOP  |
| 1.1 Colombia's Country Platform in operation |   | #Networks       | 0.00     | 2024          | Annual Report         | P    | 0.00 | 1.00 | 1.00 | 1.00 |
|  |   |                 |          |               |                       | P(a) |      |      |      |      |
|  |   |                 |          |               |                       | A    |      |      |      |      |



Outputs: Annual Physical and Financial Progress

| 1 I: Governance and open dialogue for the Country Platform                  |  |                 |          |               |  | Physical Progress |      |      |      |     | Financial Progress |       |       |       |        |                                       |      |   |
|---|--|-----------------|----------|---------------|--|-------------------|------|------|------|-----|--------------------|-------|-------|-------|--------|---------------------------------------|------|---|
| Outputs   | Output Description   | Unit of Measure | Baseline | Baseline Year | Means of verification  |                   | 2025 | 2026 | 2027 | EOP |                    | 2025  | 2026  | 2027  | EOP    | Theme                                 | Fund | Flags   |
| 1.1 Governance models designed/implemented                                  | Anual Report on the platform governance elaborated   | Models (#)      | 0        | 2024          | Platform anual report with progress made including the governance scheme | P                 | 1    | 1    | 0    | 2   | P                  | 20000 | 50000 | 0     | 70000  | Sustainable Energy and Climate Change | W2A  |    |
|   |  |                 |          |               |  | P(a)              | 1    | 1    | 0    | 1   | P(a)               | 20000 | 50000 | 0     | 50000  |                                       |      |   |
|   |  |                 |          |               |  | A                 |      |      |      |     | A                  |       |       |       |        |                                       |      |   |
| 1.2 Workshops organized   | Dialogue sessions organized (Governance Structure Ordinary Meetings and project portfolio stakeholders meetings) | Workshops (#)   | 0        | 2024          | Assistance List or Meeting Minutes                                       | P                 | 3    | 3    | 3    | 9   | P                  | 5000  | 5000  | 10000 | 20000  | Sustainable Energy and Climate Change | W2A  |    |
|   |  |                 |          |               |  | P(a)              | 3    | 3    | 3    | 6   | P(a)               | 5000  | 5000  | 10000 | 15000  |                                       |      |   |
|   |  |                 |          |               |  | A                 |      |      |      |     | A                  |       |       |       |        |                                       |      |   |
| 1.3 Supervision reports completed   | Report on the Platform's Project Portfolio, delivered  | Reports (#)     | 1        | 2024          | Consultant report  | P                 | 1    | 1    | 0    | 2   | P                  | 20000 | 10000 | 0     | 30000  | Sustainable Energy and Climate Change | W2A  |    |
|   |  |                 |          |               |  | P(a)              | 1    | 1    | 0    | 1   | P(a)               | 20000 | 10000 | 0     | 10000  |                                       |      |   |
|   |  |                 |          |               |  | A                 |      |      |      |     | A                  |       |       |       |        |                                       |      |   |
| 2 II Programmatic structuring, policy, regulatory and financial instruments |  |                 |          |               |  | Physical Progress |      |      |      |     | Financial Progress |       |       |       |        |                                       |      |   |
| Outputs   | Output Description   | Unit of Measure | Baseline | Baseline Year | Means of verification  |                   | 2025 | 2026 | 2027 | EOP |                    | 2025  | 2026  | 2027  | EOP    | Theme                                 | Fund | Flags   |
| 2.1 Diagnostics and assessments completed                                   | Sectorial studies to support the structuring of the Project Portfolio of the Country Platform                    | Diagnostics (#) | 0        | 2024          | Documents provided by the consulting firms                               | P                 | 0    | 1    | 2    | 3   | P                  | 0     | 80000 | 90000 | 170000 | Sustainable Energy and Climate Change | W2A  |  |
|   |  |                 |          |               |  | P(a)              | 0    | 1    | 2    | 3   | P(a)               | 0     | 80000 | 90000 | 170000 |                                       |      |   |
|   |  |                 |          |               |  | A                 |      |      |      |     | A                  |       |       |       |        |                                       |      |   |
| 2.2 Diagnostics and assessments completed                                   | Regulatory, policy or financial mechanisms analysis  | Diagnostics (#) | 0        | 2024          | Consultancy report   | P                 | 0    | 0    | 1    | 1   | P                  | 0     | 20000 | 40000 | 60000  | Sustainable Energy and Climate Change | W2A  |  |
|   |  |                 |          |               |  | P(a)              | 0    | 0    | 1    | 1   | P(a)               | 0     | 20000 | 40000 | 60000  |                                       |      |   |
|   |  |                 |          |               |  | A                 |      |      |      |     | A                  |       |       |       |        |                                       |      |   |

|            |
|------------|
| Other Cost |
|------------|

|            |
|------------|
| Total Cost |
|            |

|      | 2025        | 2026         | 2027         | Total Cost   |
|------|-------------|--------------|--------------|--------------|
| P    | \$45,000.00 | \$165,000.00 | \$140,000.00 | \$350,000.00 |
| P(a) | \$45,000.00 | \$165,000.00 | \$140,000.00 | \$305,000.00 |
| A    |             |              |              |              |