






Results Matrix

Outcomes

| Outcome:  | 1 OE1 "Track effectiveness and portfolio-level results of climate finance of the IDB portfolio primarily relying on existing project-cycle IDB data systems" |        |                 |          |               |   |      |      |      |      |
|---|--|--------|-----------------|----------|---------------|---|------|------|------|------|
| Indicators  |  | Flags* | Unit of Measure | Baseline | Baseline Year | Means of verification                                       |      | 2026 | 2027 | EOP  |
| 1.1 Calculation of the percentage of executed climate finance on a sample of projects |  |        | #               | 0.00     | 2026          | Report of the final methodology containing this information | P    | 0.00 | 1.00 | 1.00 |
|   |  |        |                 |          |               |   | P(a) | 0.00 | 1.00 | 1.00 |
|   |  |        |                 |          |               |   | A    |      |      | 0.00 |
| 1.2 Methodology validated by the Climate Tracking Coordinator                         |  |        | #               | 0.00     | 2026          | Email of the CT Coordinator validating the methodology      | P    | 0.00 | 1.00 | 1.00 |
|   |  |        |                 |          |               |   | P(a) | 0.00 | 1.00 | 1.00 |
|   |  |        |                 |          |               |   | A    |      |      | 0.00 |
| Outcome:  | 2 OE2 "Strengthen institutional processes, capacity, accountability, and transparency of the development effectiveness of climate finance."                  |        |                 |          |               |   |      |      |      |      |
| Indicators  |  | Flags* | Unit of Measure | Baseline | Baseline Year | Means of verification                                       |      | 2026 | 2027 | EOP  |
| 2.1 Team of key stakeholders trained in the new methodology                           |  |        | #               | 0.00     | 2026          | List of participants and Agenda                             | P    | 0.00 | 1.00 | 1.00 |
|   |  |        |                 |          |               |   | P(a) | 0.00 | 1.00 | 1.00 |
|   |  |        |                 |          |               |   | A    |      |      | 0.00 |

 CRF Indicator

Outputs: Annual Physical and Financial Progress

| 1 C1                                      |  |                   |          |               |                       | Physical Progress |      |      |     | Financial Progress |      |       |       |                                       |      |   |
|---|--|-------------------|----------|---------------|-----------------------|-------------------|------|------|-----|--------------------|------|-------|-------|---------------------------------------|------|---|
| Outputs                                   | Output Description   | Unit of Measure   | Baseline | Baseline Year | Means of verification |                   | 2026 | 2027 | EOP |                    | 2026 | 2027  | EOP   | Theme                                 | Fund | Flags   |
| 1.1 Diagnostics and assessments completed | Diagnostics / mapping of the information of data and systems | Diagnostics (#)   | 0        | 2026          | Report approved       | P                 | 0    | 1    | 1   | P                  | 0    | 10000 | 10000 | Sustainable Energy and Climate Change | W2A  |    |
|   |  |                   |          |               |                       | P(a)              | 0    | 1    | 1   | P(a)               | 0    | 10000 | 10000 |                                       |      |   |
|   |  |                   |          |               |                       | A                 |      |      |     | A                  |      |       |       |                                       |      |   |
| 1.2 Pilot interventions implemented       | Pilot of the methodology on a sample of projects             | Pilots (#)        | 0        | 2026          | Report approved       | P                 | 0    | 1    | 1   | P                  | 0    | 30000 | 30000 | Sustainable Energy and Climate Change | W2A  |  |
|   |  |                   |          |               |                       | P(a)              | 0    | 1    | 1   | P(a)               | 0    | 30000 | 30000 |                                       |      |   |
|   |  |                   |          |               |                       | A                 |      |      |     | A                  |      |       |       |                                       |      |   |
| 1.3 Methodologies designed/strengthened   | Metodología diseñada y piloteada                             | Methodologies (#) | 0        | 2026          | Report approved       | P                 | 0    | 1    | 1   | P                  | 0    | 40000 | 40000 | Sustainable Energy and Climate Change | W2A  |  |
|   |  |                   |          |               |                       | P(a)              | 0    | 1    | 1   | P(a)               | 0    | 40000 | 40000 |                                       |      |   |
|   |  |                   |          |               |                       | A                 |      |      |     | A                  |      |       |       |                                       |      |   |
| 2 C2                                      |  |                   |          |               |                       | Physical Progress |      |      |     | Financial Progress |      |       |       |                                       |      |   |
| Outputs                                   | Output Description   | Unit of Measure   | Baseline | Baseline Year | Means of verification |                   | 2026 | 2027 | EOP |                    | 2026 | 2027  | EOP   | Theme                                 | Fund | Flags   |
| 2.1 Tools designed/strengthened           | Guidelines for Dissemination                                 | Tools (#)         | 0        | 2026          | Tool developed        | P                 | 0    | 1    | 1   | P                  | 0    | 10000 | 10000 | Sustainable Energy and Climate Change | W2A  |  |
|   |  |                   |          |               |                       | P(a)              | 0    | 1    | 1   | P(a)               | 0    | 10000 | 10000 |                                       |      |   |
|   |  |                   |          |               |                       | A                 |      |      |     | A                  |      |       |       |                                       |      |   |
| 2.2 Launch project workshop implemented   | Workshops with capacity building materials                   | Workshops (#)     | 0        | 2026          | Workshop conducted    | P                 | 0    | 1    | 1   | P                  | 0    | 10000 | 10000 | Sustainable Energy and Climate Change | W2A  |  |
|   |  |                   |          |               |                       | P(a)              | 0    | 1    | 1   | P(a)               | 0    | 10000 | 10000 |                                       |      |   |
|   |  |                   |          |               |                       | A                 |      |      |     | A                  |      |       |       |                                       |      |   |

Other Cost

| Total Cost |
|------------|
|            |

|      | 2026 | 2027         | Total Cost   |
|------|------|--------------|--------------|
| P    |      | \$100,000.00 | \$100,000.00 |
| P(a) |      | \$100,000.00 | \$100,000.00 |
| A    |      |              |              |

 CRF Indicator  Standard Output Indicator