

Initial Environmental Examination

May 2014

ARM: Regional Power Transmission Rehabilitation Project

Prepared by Fichtner for the Ministry of Energy and Natural Resources (MENR) of Armenia And for the Asian Development Bank. This is a revised version of the draft originally posted in March 2014 available on <http://www.adb.org/projects/documents/power-transmission-rehabilitation-project>. This version covers ADB-funded projects only.

April 2014



Ministry of Energy and Natural Resources (MENR)

TA 8198 - ARM: Power Transmission Rehabilitation Project (46416-001)

**Initial Environmental Examination (IEE)
for SCADA, s/s Agarak 2 and s/s Shinuhayr**



Prepared by Fichtner for the
Ministry of Energy and Natural Resources (MENR) of Armenia
and for the Asian Development Bank (ADB)

Table of Contents

1. Executive Summary	1-1
1.1 Policy, Legal and Administrative Framework	1-1
1.2 Description of the Project	1-2
1.3 Description of the Environment	1-3
1.4 Anticipated Environmental Impacts and Mitigation Measures	1-5
1.5 Analysis of Alternatives	1-7
1.6 Information, Disclosure, Consultation, and Participation	1-8
1.7 Grievance Redress Mechanism	1-8
1.8 Environmental Management Plan	1-9
1.9 Conclusion and Recommendation	1-10
2. Policy, Legal and Administrative Framework	2-1
2.1 National Requirements for Environmental Assessment	2-1
2.2 Gap Analysis	2-5
2.3 International Agreements	2-5
2.4 International Requirements for Environmental Assessment	2-6
2.5 Technical Guidelines	2-7
3. Description of the Project	3-1
3.1 Introduction	3-1
3.2 Scope and Methodology	3-2
3.3 Project Location and General Situation	3-4
3.4 Category of the Project	3-5
3.5 Rehabilitation and Extension Measures	3-6
3.6 Replacement of Existing Ground Wires by Optical Ground Wires	3-6
4. Description of the Environment	4-1
4.1 General	4-1
4.2 Topography	4-2
4.3 Geology and Seismic Situation	4-2
4.4 Meteorology and Climate	4-4
4.5 Forests	4-6
4.6 Flora and Fauna	4-7
4.7 Water Resources	4-7
4.8 Protected Areas	4-9

4.9	Health and Safety at Substations	4-9
4.9.1	General safety aspects	4-9
4.9.2	Health and safety training	4-11
4.9.3	First aid equipment	4-12
4.9.4	Fire fighting	4-13
4.9.5	Safety equipment	4-13
4.9.6	Hygienic situation at substations	4-14
4.9.7	Electric and magnetic fields at workplaces	4-16
4.10	Waste Management in Armenia	4-16
4.11	PCB in Oil of Substation Equipment	4-19
5.	Anticipated Environmental Impacts and Mitigation Measures	5-1
5.1	General	5-1
5.2	Wastes Generated during Construction Activities	5-1
5.3	Construction Phase	5-4
5.4	Operation Phase	5-10
5.5	Contractor’s HSE Obligations	5-12
5.5.1	General HSE targets and objectives	5-12
5.5.2	HSE organization	5-12
5.5.3	Specific HSE requirements during construction (work and public safety)	5-13
6.	Analysis of Alternatives	6-1
7.	Information Disclosure, Consultation, and Participation	7-1
8.	Grievance Redress Mechanism	8-1
9.	Environmental Management Plan	9-1
9.1	Rehabilitation of the Substations (Responsibility of HVEN)	9-1
9.1.1	Storage of used/ refined oil	9-2
9.1.2	Storage of old batteries	9-3
9.1.3	Storage of scrap metals	9-3
9.1.4	Financing	9-4
9.1.5	Mitigation measures	9-5
9.1.6	Monitoring Measures	9-9
9.1.7	Operational phase	9-10
9.1.8	Implementation Arrangements	9-11
9.1.9	Reporting	9-12

9.1.10	Training Needs for Hazardous Waste Management	9-12
9.1.11	Summary of Costs for implementation of the EMP	9-13
9.1.12	Tender documents	9-13
9.2	Replacement of Ground Wires (Responsibility of EPSO)	9-14
9.2.1	Mitigation Measures During Construction	9-15
9.2.2	Monitoring Measures	9-18
9.2.3	Implementation Arrangements	9-19
9.2.4	Reporting	9-20
9.2.5	Summary of Costs for implementation of the EMP	9-20
9.2.6	Tender Documents	9-21
10.	Conclusion and Recommendations	10-1
11.	Annexes	11-1
11.1	Record of Meetings and Field Visits	11-1
11.2	List of Proposed Technical Measures	11-5
11.3	Summary of the Results from the Field Visit	11-17
11.4	Results of Oil Analyses for PCB	11-18
11.5	Certificate of the Analytical Laboratory	11-22
11.6	Internationally Used Standards/Limit Values concerning Electric and Magnetic Fields (50 Hz) for the Public and at Working Places	11-23
11.7	General Sulfur Hexafluoride (SF ₆) Guidelines	11-24
11.8	Organizational Chart HVEN CJSC	11-25
11.9	Organizational Chart EPSO	11-26
11.10	Letter of Elektromontagh	11-27
11.11	Organization and Results of Public Hearings	11-28
11.12	Consultation Report with Zangezour Biosphere Complex ZBC responsible for Arevik National Park Management	11-29

List of Maps

Map 3-1:	Locations of the substations Shinuhayr and Agarak-2. The locations of the overhead lines where existing earth wires shall be replaced by optical ground wires for SCADA purposes is shown in Maps 3-2 to 3-4.	3-5
Map 3-2:	Substations near the capital Yerevan and OHL Hrazdan – Sevan (Scale ca. 1:300,000)	3-8
Map 3-3:	OHL corridor Gyumri – Vanadzor – Alaverdi (Scale ca. 1:300,000)	3-9
Map 3-4:	Substation Shinuhayr and OHL Shinuhayr-Agarak (Scale ca. 1:300,000)	3-10
Map 4-1:	Marzes of Armenia with location of "project" substations and OHLs where the earth wires will be replaced (red lines)	4-1
Map 4-2:	General geological map of Armenia	4-3
Map 4-3:	Distribution of rainfall in Armenia	4-5
Map 4-4:	Forest cover in Armenia	4-6
Map 4-5:	Water resources of Armenia	4-8

List of Tables

Table 2-1: National laws of RA were implemented to regulate the protection of the environment	2-3
Table 3-1: Evaluation of impacts using International and National Standards	3-4
Table 3-2: Overview about the OHL where the usual ground wire shall be replaced by an optical ground wire	3-6
Table 3-3: Sections where additional OPAC or Underground Optical Cables shall be installed	3-7
Table 4-1: Mean precipitation in the investigation area	4-5
Table 5-1: Amount of used oil arising during replacement measures and numbers of old batteries to be replaced per substation and in total	5-3
Table 5-2: Scrap metal generated by the rehabilitation measures per substation and in total (not including smaller amounts from 33 kV parts)	5-3
Table 5-3: Impact Assessment during the construction phase under consideration of possible mitigation measures	5-9
Table 5-4: Impact Assessment during the operation phase under consideration of possible mitigation measures	5-11
Table 9-1: Mitigation measures and their management for the construction phase	9-7
Table 9-2: Mitigation measures and their management for the operation phase	9-8
Table 9-3: Monitoring measures for the construction phase	9-9
Table 9-4: Monitoring measures for the operation phase	9-10
Table 9-5: Mitigation measures and their management for the construction phase	9-17
Table 9-6: Monitoring measures for the construction phase	9-18

List of Photos

Photo 4-1: Cable ducts used as pathways are often broken and show holes	4-10
Photo 4-2: Cable ducts used as pathways are often broken and show holes	4-10
Photo 4-3: Bad illumination inside and outside the substation buildings	4-10
Photo 4-4: Certification booklet about the yearly exam on health and safety issues	4-12
Photo 4-5: First aid kits as available at substation sites are partly maintained very poorly	4-12
Photo 4-6: First aid kits as available at substation sites are partly maintained very poorly	4-13
Photo 4-7: Sufficient well maintained powder based fire extinguisher were available inside the control buildings of all substations	4-13
Photo 4-8: Basic safety equipment as helmets, gloves, tools for working under high voltage and signs at the substations	4-14
Photo 4-9: Basic safety equipment as helmets, gloves, tools for working under high voltage and signs at the substations	4-14
Photo 4-10: Typical toilet at a substation, if existing at all	4-15
Photo 4-11: If washing facilities exist, they are badly maintained	4-15
Photo 4-12: If washing facilities exist, they are badly maintained	4-15
Photo 4-13: Old circuit breakers stored at substation site sometimes since decades	4-17
Photo 4-14: Ceramic waste stored at a substation site	4-18
Photo 4-15: Ceramic waste stored at a substation site	4-18
Photo 4-16: Leaking oil pollutes the gravel below an autotransformer	4-18
Photo 4-17: Oil sampling from a circuit breaker being cut off	4-21
Photo 4-18: Oil sampling from autotransformers	4-21
Photo 4-19: Oil sampling from autotransformers	4-21
Photo 7-1: Discussion at a substation	7-1
Photo 9-1: Discarded equipment is used for storage of old and/or spare oil. This old equipment is often leaking.	9-2
Photo 9-2: Discarded equipment is used for storage of old and/or spare oil. This old equipment is often leaking.	9-2

Abbreviations

AC	Air Conditioning
ADB	Asian Development Bank
AIDS	Acquired Immune Deficiency Syndrome
AP	Affected People
CC	Construction Contractor
CJSC	Closed Joint Stock Company
DIN	Deutsches Institut für Normung (German Institute for Normatives)
EIA	Environmental Impact Assessment
EMF	Electric and Magnetic Fields
EMP	Environmental Management Plan
EN	European Norms
EPSO	Electro Power System Operator
HIV	Human Immunodeficiency Virus
HPP	Hydro Power Plant
HSE	Health, Safety and Environment
HSEMS	Health, Safety and Environment Management System
HSMS	Health and Safety Management System
HVEN	High Voltage Electric Networks
IA	Implementation Agency
IEC	International Electrotechnical Commission
IEE	Initial Environmental Examination
IFI	International Financial Institutions
LAR	Land Acquisition and Resettlement
MENR	Ministry of Energy and Natural Resources
NGO	Non-Governmental Organization
NPP	Nuclear Power Plant
OHL	Overhead Transmission Line
OPAC	Optical Attached Cable
OPGW	Optical Ground Wire
PCB	Polychlorinated Biphenyls
PIC	Project Implementation Consultant
PPTA	Project Preparatory Technical Assistance
RA	Republic of Armenia (Armenia)
SCADA	Supervisory Control and Data Acquisition
SNCO	State Non Commercial Organization
SS, S/S, s/s	Substation
STD	Sexually Transmitted Diseases
STI	Sexually Transmitted Infections
ToR	Terms of References
TPP	Thermal Power Plant
US EPA	United States Environmental Protection Agency,
WHO	World Health Organization
WWF	World Wide Fund for Nature

1. Executive Summary

1.1 Policy, Legal and Administrative Framework

National EIA requirements

The Law on Environmental Impact Assessment of 1995 is the key law and contains the standard steps of the EA process for various projects and activities in Armenia. In Article 4 ‘electric power lines exceeding the ultimate level’ are mentioned under which this Project will require a national Environmental Impact Assessment procedure.

The implementation of environmental assessment is authorized to the RA Ministry of Environmental Protection, which has established “Environmental Expertise” State Non-commercial Organization (SNCO) for organizing expertise procedures. This SNCO is issuing the environmental permits.

Armenia has ratified a number of international agreements and conventions relating to the protection of the environment and biodiversity. In addition, an important, environmentally relevant, international agreement to which Armenia is a signatory of the Aarhus Convention on access to information, public participation in decision-making and access to justice in environmental matters.

With respect to handling of hazardous substances the Government of the Republic of Armenia ratified the Stockholm Convention and is a party of the Basel Convention.

Asian Development Bank

The environmental policy of the Asian Development Bank (ADB) is grounded in ADB’s poverty reduction strategy and long-term strategic framework. The poverty reduction strategy recognizes that environmental sustainability is a prerequisite for economic growth and efforts to reduce poverty. In this context, environmental sustainability is one core issue of ADB’s environmental policy.

ADB requires environmental assessment of all project loans, program loans, sector loans, sector development program loans, financial intermediation loans, and private sector investment operations. Environmental assessment is a process rather than a one-time report, and includes necessary environmental analyses and environmental management planning that take place throughout the project cycle.

This IEE was carried out in accordance with the relevant ADB guidelines as there are:

- Operations Manual Bank Policies (BP): Environmental Considerations in ADB Operations, 2006;
- Safeguard Policy Statement, June 2009, effective since January 2010

1.2 Description of the Project

The investigation area covers almost all regions of the Republic of Armenia.

In Armenia, there are fourteen (14) 220 kV substations being within the balance of HVEN. From these fourteen substations Kamo, Vanadzor-2 and Alaverdi are already fully rehabilitated and Gyumri-2 is currently under rehabilitation (all of them under KfW financing). Asjnak and HaghTanak are partially rehabilitated (World Bank), negotiations for full rehabilitation are currently performed with various IFIs.

Originally, eight substations/ switchyards were foreseen to be rehabilitated with funding by ADB (i) Ararat-2, (ii) Yeghegnadzor, (iii) Agarak-2; (iv) Shinuhayr, (v) Lichk, (vi) Shahumyan; (vii) Zovuni, and (viii) Marash. In the course of the technical feasibility study 4 substations have been selected to be refurbished in a first Phase: (i) Ararat-2, (ii) Yeghegnadzor, (iii) Agarak-2; (iv) Shinuhayr, while the other substations will be rehabilitated at a later phase. From these four, Agarak-2 and Shinuhayr remained for funding by ADB and Ararat-2 together with Yeghegnadzor will be financed by other sources.

In addition, it is foreseen to complement the Supervisory Control and Data Acquisition (SCADA) system in Armenia's national grid by ADB funding. Thus, at around 230 km length along 220 and 110 kV OHL the existing ground wire will be replaced by an Optical Ground Wire (OPGW).

This IEE in hand deals with the rehabilitation of the substations Agarak-2 and Shinuhayr, the SCADA system as well as the replacement of the existing ground wire by an Optical Ground Wire.

In order to strengthen and to maintain a reliable power supply in Armenia, there is no alternative to the proposed rehabilitation measures.

Category of the Project

Following 'Environmental Considerations in ADB Operations' of September 2006, the Project can be considered to be a Category B project requiring an Initial Environmental Assessment (IEE). The Project will not require acquisition of land and resettlement activities will not become necessary. All rehabilitation activities of the substations will take place within the properties of the existing facilities belonging to HVEN.

The replacement of the usual earth wires by optical ground wires will take place at existing overhead lines using existing access roads. The replacement of the earth wires can be done with a technique not needing access to each single tower with trucks and the earth wires will not touch the ground during replacement.

Description of the Project and possible Impacts

In general, the rehabilitation and extension measures cover replacement and extension of electrical equipment and the conduction of civil works as well.

Main measures on the electrical side are (i) replacement of and extension with auto transformers, replacement of and extension with current and voltage transformers. Oil containing circuit breakers will be replaced by Sulfur Hexafluoride (SF₆ circuit breakers).

As main civil works construction of new station service buildings and new cable ducts as well as improvement of the roads at substation site are foreseen. An important issue is the rehabilitation of the drainage system beneath the oil containing equipment. With this system oil and oil containing waters can be collected and the oil can be separated from the water.

As possible main environmental impacts power shortage during construction might occur and as a consequence of the rehabilitation of the substations following main wastes will be generated:

- used oil
- batteries
- steel/copper/iron
- ceramics

The replacement of the existing earth wire by OPGW will be done in a way that access with small trucks will be necessary only to angle towers (max. ca. 10 suspension towers in between). All other towers in between need to be approachable only by footpath. The re-stringing works will not interfere with objects or terrain between the section towers.

1.3 Description of the Environment

General location

The Republic of Armenia is divided in 11 provinces (Marzes). Parts of the Project are located in almost all Marzes. Armenia is a landlocked country in the Transcaucasia region, located between the Black and the Caspian Sea. The total area of Armenia is about 29,800 km². Surface waters sum up to 1,400 km². Armenia is bordered by Georgia and Azerbaijan in the north, east, and south and by Iran and Turkey in the south and west.

Seismic situation

Armenia is located in a seismically active zone stretching from Turkey to the Arabian Sea. Here, the Arabian landmass slowly collides with the Eurasian plate. As large earthquakes with magnitudes over 5.5 occur in Armenia every 30 to 40 years reaching magnitudes up to 7.1 on the Richter Scale, a high-level seismic hazard is indicated for the country.

The expected acceleration of earthquakes is 0.4 g almost everywhere in Armenia.

Climate

Because of Armenia's position in the deep interior of the northern part of the subtropical zone, enclosed by lofty ranges, its climate is dry and continental. Nevertheless, regional climatic variation is considerable.

Forested areas and flora/fauna

Remaining open forest lands are often located in valleys and in north-facing slopes. Forested areas are mainly found in the north-east and in the south-east of Armenia.

Armenia shows a rich diversity of flora and fauna in a relatively small territory. The prevailing biotypes are semi-desert, mountain-steppe, mountain-meadow and Alpine vegetation. For example, at least 345 bird species have been recorded in Armenia of which over 240 species breed here.

Water resources

There are 400 rivers in Armenia with a length of more than 10 km. They are mostly small, fast running mountainous rivers. 14 large river basins form the country.

Lakes in Armenia are mostly mountainous and small except for Lake Sevan.

74 water reservoirs were built in different time with a useful capacity of 988 Mm³. Natural water resources amount to 4.017 Mm³/year from which 1.595 Mm³ come from springs, 1.434 Mm³ from drainage outflow and 0.988 Mm³ from groundwater. There are more than 700 natural and artificial sources of mineral water located in the country.

Protected areas

In Armenia there are 4 National Parks, 3 State Reserves and 26 State Sanctuaries. Three additional new protected areas are in planning stage. Only the 220 kV line between Shinuhayr and Agarak, where the existing earth wire shall be replaced by an optical earth wire, edges and touches in some parts a protected area (Arevik National Park).

Health and safety at substations

Due to lack of money it has to be stated that health and safety standards are not completely met at the substation sites.

At all substations in Armenia the same health and safety system is applied. The staff of the substations is informed in monthly meetings about the recent development in regulations in the field of health and safety, and contents of the different regulations (main regulations are listed below) are communicated. There are monthly exams which includes the test of knowledge of first aid procedures. All three months deeper (practical) training sessions take place covering role plays on what to do in case of accidents or the cooperation with the local fire brigade is trained.

All workers/employees have to go through this exam to get a competence certificate that shows for what kind of work the worker/employee concerned is qualified.

At both substations first aid kits are available. According to the staff, these kits are inspected and renewed regularly. However, the kits were often found to be in a very poor condition. At none of the visited substations a defibrillator was available

The fire extinguishers are regularly maintained and checked and are in a good condition. Fire walls between transformers are not installed and a sprinkler system around transformers is not implemented.

Basic personal safety equipment, as helmets, gloves, tools for working under high voltage, is available at all substations. Metal cladded clothes to protect workers from electric fields when working under high voltage is not available.

Especially in the substation Shinuhayr the hygienic situation concerning sanitation installations is bad.

With respect to maximum permissible field strength allowed for workers to work in the former USSR a formula to calculate the exposure time of workers is used in Armenia. However, at none of the substations an electric/magnetic field metering device is available.

Waste management in Armenia

At present, an effective waste management system does not exist in Armenia. Most of the solid waste is just dumped in provisional dump sites and landfills without any segregation. Recycling possibilities are not available in Armenia at all for the time being.

PCB in oil of substation equipment

According to an inventory in the Republic of Armenia, 1,820 oil samples from different equipment were analysed for PCB. From these 1,820 samples, 390 were positive with PCBs findings.

1.4 Anticipated Environmental Impacts and Mitigation Measures

The IEE study revealed that only some low negative impacts occur (after having implemented the mitigation measures) mainly during the construction phase. During the operational phase, the positive impacts are obvious and consist in a much more reliable power supply in Armenia.

Construction phase

The entire part of the rehabilitation activities of the substations will be restricted to the property of HVEN. All of the rehabilitation measures will take place within buildings and fenced areas of the substations. There is no need for any land acquisition outside the existing substation area. At all substations surveyed enough space for the additional equipment is available.

The replacement of the ground wires will be done on existing power lines. Existing maintenance routes will be used as access to the towers.

Following main wastes being potentially hazardous will come up due to the rehabilitation of the substations:

- old batteries
- used oil
- old scrap metals like iron/steel/copper

In the course of replacement of the old ground wires, the old cables will have to be stored until further reuse.

Specific consideration was given to possible PCB pollution of oil from equipment to be replaced. Oil samples for PCB analyses have thus been taken at substation s/s Shinuhayr. At switchyard Agarak-2 conducting tests was not possible because all equipment is run using closed systems. All the equipment of this switchyard is of the year 2001 thus it can reasonably be concluded that the oil does not contain any PCB. It has also to be mentioned that no oil containing equipment at this switchyard will be replaced within this rehabilitation project.

The PCB concentrations in the oil having been analysed were below the detection limit of 0.2 ppm. Below 50 ppm oil is not considered to be PCB-containing oil (according to Stockholm and Bern Conventions, EU Directives and U.S. EPA) and can be reused or recycled without any further treatment.

In case of selling wastes for recycling/reuse purposes it has to be ensured that only licenced companies take over the material. It shall not be sold to individual private people.

Acquisition of land is not necessary. All rehabilitation measures at the substations will take place within the fenced areas of the substation sites. For replacement of the earth wires existing access roads will be used. Only the OHL Shinuhayr – Agarak touches in some parts the Arevik National Park. The impacts on this park and on wildlife in general will be minimized since stringing will have no interference with the land in the RoW. Only access to angle towers with smaller trucks is needed, for access to intermediate towers a footpath is sufficient. The management of Arevik National Park the Zangezour Biosphere Complex (ZBC) was consulted mid of April. The recommendations of the management are reflected in the EMP.

Main impact will come up by the generation of partly hazardous wastes as oil and old batteries. The used oil will be refined and reused. Because at present there are no recycling possibilities in place in Armenia, for all wastes proper storage areas at the substation site concerned will be constructed big enough also to take over other wastes stored at substation site partly since decades. The waste shall be stored there until recycling possibilities are developed in Armenia. So, it is expected that within the next three years a recycling plant for old batteries will be put into operation.

During construction most probably power cuts will occur. The duration of these power cuts will be kept as short as possible. The needed power cuts during substation rehabilitation (e.g. at Shinuhayr) shall be synchronized with the replacement activities of the ground wires between Shinuhayr and Agarak what will minimize the power cut period.

Shut -downs have to be carefully scheduled in order to avoid an impact on the power supply of the nuclear power plant during the shut-down periods.

For all works specific health and safety training for workers working under high voltage is recommended. The construction contractor shall develop a Health, Safety and Environment (HSE) Plan and implement a corresponding HSE Management System. The Contractor to be appointed shall be certified according to DIN ISO 9001 and 14001 and shall hold a valid OHSAS 18001 certification.

All mitigation measures during construction period will be an activity of this rehabilitation Project and shall be financed under the loan.

Operational phase

The replaced generating circuit breakers will be state-of-the-art SF₆ circuit breakers. The amount of SF₆ gas is very small and possible leakages are controlled automatically. Thus the risk of any SF₆ release to the environment is minimal. The replacement of old ground wires will not have any additional impact during operational phase as it is the case at present. Tree cutting during maintenance of the OHL within the Arevik National Park area will subject to permission and supervision of the park management.

The Project will result in a more reliable power supply within Armenia. An increased stability of the electricity supply, especially if a raising demand is expected, is a positive, nationwide impact of the Project.

1.5 Analysis of Alternatives

There is no alternative to this Project if the future power supply in Armenia shall be maintained.

1.6 Information, Disclosure, Consultation, and Participation

The ADB policies require that public consultations are held during development of an EIA/IEE. According to these policies, Fichtner's environmental and social specialists, together with the national environmental consultant, held meetings in municipalities nearby the substations Shinuhayr and Agarak in 2013. These meetings comprised disclosure of information of the Project to official authorities (mayor's office) and to people living around the substations.

Major concerns at the substations were the missing illumination outside the substations and inside the buildings. In the substations no proper heating systems and no air conditioning system are installed to adjust the temperatures in the very cold winters and the hot summers.

Other environmental concerns were not related to the operation of substations or power transmission but to industrial activities around the villages as air pollution by mining industry or cement factories. Solid and liquid waste management are considered being priority issues in all of the municipalities of the investigation area and considered as one of the main environmental impact in general.

During the public hearings held in March 2014, the following main concerns/issues were raised: (i) it is expected that the Project will contribute to an improvement of reliability and sustainability of power supply in Armenia, (ii) a certain job generation for unskilled people living around the substations at least during construction period should be possible, (iii) concern was expressed that agricultural land will be damaged around the towers during replacement activities of the ground wire. A grievance redress mechanism did not work in reality in the past. This should be supervised during construction very carefully, (iv) new waste disposal areas shall not be created during the construction activities, existing illegal landfill sites shall not be used, prior the start of construction a proper waste management plan shall be prepared and implemented by the construction contractor.

1.7 Grievance Redress Mechanism

During implementation of the Project, unexpected impacts might occur or mitigation measures might not be carried out improperly. In these cases and in order to provide timely and effective solution of issues, it is necessary that an efficient channel for the local people to address to have been established. Addresses on environmental concerns should be made of free basis and all the costs should be provided from the Project budget, out of budget line "Contingency". Mechanism of submitting a grievance and its redressing is provided.

1.8 Environmental Management Plan

Within this IEE two separate Environmental Management Plans (EMPs) have been developed: one for the rehabilitation of the substations and one for the replacement of the ground wires by optical ground wires. The EMPs contain mitigation and monitoring measures for the construction and for the operational phases. Main focus was given to the generated partly hazardous wastes. All mitigation measures during construction have to be implemented by the contractor what will be monitored by the Project Implementation Consultant (PIC).

HVEN/EPSO as responsible IA's for the two parts of the project will recruit a Project Implementation Consultant. The national and international team will assist HVEN/EPSO as project supervision consultant on the rehabilitation Project. The Consultant should also provide capacity building training to HVEN/EPSO staff for project management and operation and maintenance for the Project. A hazardous waste management specialist may be included in the PIC responsible for rehabilitation of the substations to review the technical specifications and operating procedures related to the waste management component and carry out the overall supervision.

The PIC will be responsible for conception and implementation of all monitoring activities during the construction phase and provide training to relevant staff of the operator in order to ensure that all monitoring activities for both the construction and operation phases can be executed in an appropriate manner.

This Consultant assignment should also include the update of the environmental management and monitoring plan (EMP) and detail environmental mitigation measures, if changes in the design occur.

HVEN and EPSO as Project owners/IA's shall prepare monthly Safeguard Monitoring Reports including the progress of the implementation of the Environmental Management Plan (EMP). HVEN/EPSO will be assisted by the PIC in this reporting procedure. These reports shall be submitted to HVEN and EPSO and distributed to all involved departments including ADB. The reports shall contain all discrepancies from the EMP and list all HSE relevant incidents and accidents that occur during the implementation of the refurbishment measures. Based on these reports and on own construction site audits the Consultant (PIC) together with HVEN/EPSO shall prepare semi-annual performance and monitoring reports and submit them to ADB.

The execution of a training course about hazardous waste management in general and for PCB in oil in particular is recommended for the staff of HVEN and of relevant ministries.

The costs for implementing the EMP including training needs add up to about **357,500 USD**. The environmental costs for upgrading of the SCADA system will add up to about **99,000 USD**.

1.9 Conclusion and Recommendation

Only some low negative impacts (after implementation of mitigation measures) occur mainly during the construction phase. During the operation phase, the positive impacts are obvious and consist in a much more reliable power supply in Armenia. Most critical for the reliability of the power network is the very old and out-dated equipment at the substations – which is partly 40 and more years old.

Main impacts will result in the generation of waste from replacement measures at the substations as there are oil, batteries, scrap metals and ceramics. Especially oil and batteries, containing sulfuric acid and lead, could be harmful to the environment. Analyses of the oil sampled at Shinuhayr substation revealed that they are not polluted with PCB.

Because a functioning waste management system is not developed in Armenia at all it is recommended to store this waste at specially designed areas at each substation site and include the wastes already stored there (some of them since decades). The oil shall be cleaned and reused. The batteries and the scrap metals shall be stored until appropriate recycling in Armenia are available.

In order to exclude any risk for the functioning / power supply of the nuclear power plant during the shut-down periods it is recommended to develop a detailed risk analysis and to set up an effective emergency plan.

For both sub-projects of this Project, the rehabilitation of the substations (HVEN) and the replacement of the ground wires (EPSO) as well, separate Environmental Management Plans (EMP) have been developed. These EMP shall be integral part of the tender documents to the sub-project concerned. The mitigation and monitoring measures shall be contractually enforceable clauses and relate to the bill of quantities and technical specifications.

Summarizing, if all mitigation measures are implemented, the overall Project can be constructed and operated without creating significant adverse environmental impact.

2. Policy, Legal and Administrative Framework

2.1 National Requirements for Environmental Assessment

Following independence in 1991, the environmental legislation was reviewed, with the aim of developing a more comprehensive state policy towards ecological protection and sustainable use. To this end, a series of laws have been developed, including regulations relating to protected areas, a land code (both 1991) and a forest statute (1994). From 1999 to today, a number of national laws of RA were implemented to regulate the protection of the environment. Some key laws/regulations related to the Project are given in Table 2-1 below.

Law/policy	Date	Key areas
The Law on Principles of Environmental Protection	1991	The law states the overall environmental protection policy and establishes a framework within which the Parliament will develop specific separate acts to protect the atmosphere (air), water, soil, natural (mining) resources, forest, flora, fauna, specially protected territories, endangered species, and manage waste, etc.
The Law on Specially Protected Territories	1991/2006	The law determines different levels of protection of different kinds of specially protected territories and puts the responsibility on the state. The current, active law “on specially protected territories” was adopted on November 27, 2006. According to the new law, a national park is “a territory of international and/or national significance where there are nature protective, scientific, historical-cultural, aesthetical, recreational values which, due to the integration of natural landscapes and cultural values, can be used for scientific, educational, recreational, cultural and economic purposes and for which a special regime of protection is foreseen”. The law also foresees the following functional zones within the national park: reserve; sanctuary; recreation; and economic use (where economic activities consistent with the conservation objectives of the national park are allowed).
The Land Statute	2001	The code underlines the importance of not damaging the environment or the defense or safety of the country: “Land ownership, utilization and arrangements should not cause any damage, should not violate the law and interests of the population”.

Law/policy	Date	Key areas
Act on "Water"	2002	This act mainly regulates water-use relations. In article 3 the Code states that "The State ensures the conservation and protection of water from negative impacts and its use for the sake of the security of all persons". Important principles of water management include: the need to satisfy the daily requirements of present and future generations; protection and redemption of volume of national water resources; protection of water and adjacent ecosystems and their biodiversity; acceptance of integrity, interconnectivity of interrelations of land, air, water and biodiversity; regulation of water utilization by means of permits for water extraction.
Law "On Protection of Atmospheric Air"	1994	The objective of the law is early warning and elimination of air pollution, and international cooperation in the field of air protection. Important elements of the law include: norms for maximum permissible concentrations of emissions, regulation of polluting emissions, location and design of enterprises, and audit, monitoring and control of air quality.
Law on Waste	2004	The Law defines the state policy in the area of waste use, aimed at preventing the harmful impact of waste on the environment and human health, while maximizing its use as a secondary raw material.
Act on "Forest"	1994	According to this act, the forest is the exclusive property of the Republic until it grows up to industrial utilization volume. Currently the Armenian forest is the subject of protection, rehabilitation, recreation and sustainable utilization only. Only temporary utilization (up to 5-10 years) under supervision of a state authorized body and of local authorities is allowed.
The Law on Payments for Nature Protection and Use of Natural Resources	1999	The law defines the concepts of nature protection and use fees, the scope of the payers, types of fees, procedures for calculations and payment of the fees, the liability in case of violation of this law and other relations connected to the fees. The types of nature protection fees are: a) For releasing harmful substances into the environment (aerial and water basins) b) For disposal of industrial and consumption wastes in the environment, according to defined procedures c) For industry of products that are harmful for the environment
The Act on Flora	1999	The Act on Flora defines the State policy of the Republic of Armenia on scientifically motivated protection, maintenance, reproduction and use of natural flora.

Law/policy	Date	Key areas
The Act on Fauna	1999	The Act on Fauna aims to: ensure conservation of animals and their genetic diversity, maintain the integrity of animal populations, protect animals from inappropriate disturbance, protect migration routes and regulate use of animal species. The responsibilities of different agencies (including the government, ministries and other State bodies, local authorities and local self-government institutions) are outlined. The draft law makes provision for: survey, study and monitoring of animals; listings of animals and their use; elaboration of the Red Data Book for animals; setting goals for animal conservation; measures for dealing with disputes; and international agreements relating to animal conservation issues.
Law on Preservation and Utilization of Immovable Monuments of History and Culture and of the Historic Environment	1998	The key law that regulates heritage issues and policies sphere is the Law on Preservation and Utilization of Immovable Monuments of History and Culture and of the Historic Environment (1998), which defines historical and cultural monuments and the responsibilities of state governing and local self-governing authorities in the field of monument protection, usage and so on.
The Law on Environmental Impact Assessment	1995	The Law on Environmental Impact Assessment contains the standard steps of the EA process for various projects and activities in Armenia (for more details see below). The Law of the RA “on Environmental Impact Assessment” (1995) and the law of the RA “on Ecological Education and Awareness of the Population” (2001) aim at ensuring the participation of the population, NGOs and professional experts in decisions concerning the protection of the environment.

Table 2-1: National laws of RA were implemented to regulate the protection of the environment

General EIA requirements in the Republic of Armenia

Any stipulated activity or concept /program/ in the Republic of Armenia, which have certain impact on the environment in the result of their implementation and introduction, can be implemented in case of a positive conclusion of environmental expertise.

The impact of the stipulated activity or concept on the environment is assessed in the drafting and preparation phase and is submitted to the environmental expertise by the client.

The RA Law “On Environmental Impact Assessment” stipulates provisions related to the environmental impact assessment, its implementation and deadlines.

The Law on Environmental Impact Assessment

The Law on Environmental Impact Assessment is the key law and contains the standard steps of the EA process for various projects and activities in Armenia. Articles 2 to 5 define the legal, economic, and organizational principles for conducting the mandatory state EA for various projects and "concepts" of sectoral development.

Article 4 defines those activity sectors which are subject to expertise in any case or in case of exceeding certain thresholds. According to the law requirements, the mentioned thresholds are set by the Governmental Decree N193 issued on 30.03.1999. In Article 4 'electric power lines exceeding the ultimate level' are mentioned under which this Project will require a national Environmental Impact Assessment procedure.

The "special status" of a particular territory may also trigger a review of environmental impact. The Ministry of Nature Protection can initiate a review of environmental impact when it considers it necessary to do so. The EIA Law specifies notification, documentation, public consultations, and appeal procedures and requirements.

The implementation of environmental assessment is authorized to the RA Ministry of Environmental Protection, which has established "Environmental Expertise" State Non-commercial Organization (SNCO) for organizing expertise procedures. This SNCO is issuing the environmental permits.

The initiator of the activity submits the package of necessary documents to the RA Ministry of Environmental Protection. The Minister directs the package to SNCO, which signs a contract with the client on the implementation of environmental expertise. The expertise is paid and the rates of payment are identified by the Minister's order.

During the expertise the client notifies about the main thresholds of possible adverse impacts of the stipulated activity and organizes public hearings coming to an agreement with SNCO.

According to the Law, the maximum deadline of expertise is:

- for stipulated activity up to 120 days; it can be prolonged by the Ministry up to 180 days in more complex cases;
- for concepts up to 90 days.

The Law on Environmental Impact Assessment is actually under revision and it was intended that the new law will be set into force until end of 2013. One of the key changes will be that the deadlines for decisions will be shortened and thus the EIA entire process will be fastened.

2.2 Gap Analysis

The legal framework of the Republic of Armenia does in the essence correspond with the international regulations and safeguards.

Gaps however do exist in enforcement of the regulations. There is still a considerable lack of institutional capacities for implementation, monitoring and evaluation.

There have been improvements during recent years, compared to the analysis of CENN (2004)¹ but some problematic issues still persist.

There is a lack of specific Social and Environmental (S&E) qualification of staff and a specific S&E department does often not exist in the implementing institutions, partly the existing structures are overloaded with work and staff is not sufficiently remunerated. In some cases, power relations are unfavorable to guarantee an effective enforcement.

To some extent, the number of highly qualified staff is not sufficient to cope with the amount of work to guarantee an effective enforcement of the regulations.

The lack of access to legal support and lack of trust in the institutions, especially for weaker sections of the society may create further gaps concerning implementation of compensation and resettlement.

Additional training would be a necessary but however not sufficient component to improve implementation and monitoring performance. Compliance with international safeguards could be increased with independent monitoring by internationally experienced auditors/consultants.

Putting environmental and social compliance under the responsibility of the construction contractor should be clearly defined in contractor's TOR and credible monitoring measures should be implemented.

2.3 International Agreements

Armenia has ratified a number of international agreements and conventions relating to the protection of the environment and biodiversity as there are:

- The Convention on the Conservation of European Wildlife and Natural Habitats (Bern)
- Convention on Wetlands of International Importance (Ramsar)
- Conservation of Migratory Species of Wild Animals (Bonn)

¹ CENN Caucasus Environmental NGO Network (2004): Assessment of Effectiveness of Environmental Impact Assessment (EIA) system in Armenia

- European Landscape Convention (Florence)
- Convention Concerning the Protection of the World Cultural and Natural Heritage (Paris)
- Convention on Biological Diversity (Rio de Janeiro)

With respect to handling of hazardous substances

- the Government of the Republic of Armenia ratified in 2003 the Stockholm Convention "On Persistent Organic Pollutants"
- Armenia is a party of the Basel Convention "On the Control of Transboundary Movements of Hazardous Wastes and their Disposal" since 1999

In addition, an important, environmentally relevant, international agreement to which Armenia is a signatory of the Aarhus Convention on access to information, public participation in decision-making and access to justice in environmental matters.

2.4 International Requirements for Environmental Assessment

Asian Development Bank

The environmental policy of the Asian Development Bank (ADB) is grounded in ADB's poverty reduction strategy and long-term strategic framework. The poverty reduction strategy recognizes that environmental sustainability is a prerequisite for economic growth and efforts to reduce poverty. In this context, environmental sustainability is one core issue of ADB's environmental policy.

ADB requires environmental assessment of all project loans, program loans, sector loans, sector development program loans, financial intermediation loans, and private sector investment operations. Environmental assessment is a process rather than a one-time report, and includes necessary environmental analyses and environmental management planning that take place throughout the project cycle.

This IEE was carried out in accordance with the relevant ADB guidelines as there are:

- Operations Manual Bank Policies (BP): Environmental Considerations in ADB Operations, 2006;
- Safeguard Policy Statement, June 2009, effective since January 2010

2.5 Technical Guidelines

Other international guidelines to be considered in the Project are:

Electric and Magnetic Fields

- ICNIRP Guidelines for Limiting Exposure to time-varying Electric, Magnetic, and Electromagnetic Fields (UP TO 300 GHz) (International Commission on Non-Ionizing Radiation Protection)

SF₆ Handling

- CIGRE 1998: High Voltage Overhead Lines – Environmental Concerns, Procedures, Impacts & Mitigation.
- Recommendations of the International Council on large Electric Systems (CIGRE: SF₆ Task Force: Handling and given Recycling of SF₆ Mixtures) (www.cigre.org);
- DIN EN* 60376 ‘Specification of technical grade sulfur hexafluoride (SF₆) for use in electrical equipment’
- DIN EN 60480 ‘Guidelines for the checking and treatment of sulfur hexafluoride (SF₆) taken from electrical equipment and specification for its re-use’
- IEC 62271: High-voltage switchgear and controlgear - Part 303: Use and handling of sulphur hexafluoride (SF₆)

Working under High Voltage Conditions

- IEC 61911: Live working – Guidelines for the installation of distribution line conductors – Stringing equipment and accessory items
- IEC 61328: Live working - Guidelines for the installation of transmission line conductors and earth wires - Stringing equipment and accessory items
- IEC 60743: Live working - Terminology for tools, equipment and devices
- IEC 61477: Live working - Minimum requirements for the utilization of tools, devices and equipment.

3. Description of the Project

3.1 Introduction

This document represents the Initial Environmental Examination (IEE) Report on the ADB TA 8198 - ARM: Power Transmission Rehabilitation Project (46416-001).

In Armenia, there are fourteen (14) 220 kV substations being within the balance of HVEN. From these fourteen substations Kamo, Vanadzor-2 and Alaverdi are already fully rehabilitated and Gyumri-2 is currently under rehabilitation (all of them under KfW financing). Asjnak and HaghTanak are partially rehabilitated (World Bank), negotiations for full rehabilitation are currently performed with various IFIs

Originally, eight substations/ switchyards were foreseen to be rehabilitated with funding by ADB (i) Ararat-2, (ii) Yeghegnadzor, (iii) Agarak-2; (iv) Shinuhayr, (v) Lichk, (vi) Shahumyan; (vii) Zovuni, and (viii) Marash. In the course of the technical feasibility study 4 substations have been selected to be refurbished in a first Phase: (i) Ararat-2, (ii) Yeghegnadzor, (iii) Agarak-2; (iv) Shinuhayr, while the other substations will be rehabilitated at a later phase. From these four, Agarak-2 and Shinuhayr remained for funding by ADB and Ararat-2 together with Yeghegnadzor will be financed by other sources.

Among these Agarak-2 is a switchyard constructed in 2001. At this location it is only intended to supplement an autotransformer to be able to connect Agarak-2 with 110 kV substation Agarak-1.

In addition, it is foreseen to complement the Supervisory Control and Data Acquisition (SCADA) system in Armenia's national grid by ADB funding. Thus, at around 230 km length along 220 and 110 kV OHL the existing ground wire will be replaced by an Optical Ground Wire (OPGW).

This IEE in hand deals with the rehabilitation of the substations Agarak-2 and Shinuhayr, the SCADA system as well as the replacement of the existing ground wire by an Optical Ground Wire.

For overview of the Project locations see Map 3-1.

3.2 Scope and Methodology

The scope of this Project is to prepare the documents for ADB to finalize the Project Preparatory Technical Assistance (PPTA). The PPTA will be provided by ADB to the Government of Armenia for preparing the Power Transmission Rehabilitation Project, which is suitable for ADB financing.

The proposed Project is split into two different parts. First, rehabilitation works at the existing 220/110 kV substations/switchyards: Shinuhayr and Agarak-2. Project owner/IA for this part is HVEN.

Second, replacement of the existing ground wire by OPGW on 220 kV and 110 kV High Voltage Overhead Lines and upgrade of the existing SCADA system. Project owner/IA of this part is EPSO.

For location of the different Project's parts see Map 3-1 to Map 3-4.

For preparing the environmental and social studies to this Project, FICHTNER set up the following multi-disciplinary team:

- International Senior Environmental and Ecological Specialist;
- International Socio-Economic Specialist;
- National Environmental Specialist;
- National Engineering Specialist.

The baseline data for this examination were gained during two field trips in June 2013 (substations and 220 kV line Shinuhayr-Agarak-2) and in July 2013 (transmission lines for replacing the earth wire). In addition, all line corridors where the old ground wires will be replaced by optical ground wires were visited by FICHTNER's environmental specialist end of July and during August 2013. Related public hearings have been executed in March 2014. The results are summarized in a separate report.

Regarding the substations, technical aspects of possible rehabilitation works were discussed and the substations concerned were inspected regarding health, safety and environmental aspects. During the site-visits the expert team interviewed local staff of substations and local representatives of HVEN CJSC in order to collect information relevant to existing operational and safety procedures, including periodical trainings and capacity building activities. Existing facilities were inspected to identify availability and conditions of bathroom units, heating and air conditioning of control rooms, first aid kits and fire-fighting devices, oil drainage and waste management systems as well as other aspects relevant to environmental safeguard.

Meetings and consultations were held with representatives in the villages located around the substations. In addition, people living around the substations were interviewed to learn about their view of the living conditions on location in general and with special regard to the reliability of electricity supply.

In order to clarify the occurrence of PCB possibly polluting the oil in the equipment of Shinuhayr to be replaced, oil samples were taken to analyze them for PCB. At the switchyard Agarak-2 taking of samples was not possible. This station was constructed in 2001 as a closed system without any possibility to take oil out of transformers. Because of the year of construction it can be assumed that the oil used at Agarak-2 is free of PCB.

Where possible, oil from equipment, as autotransformers, was taken. However, it is not possible to take samples from circuit breakers, current or voltage transformers when they are under load.

Thus, used oil from storage tanks was taken to get an overview about the situation in the substation concerned (see Chapter 4.11 and 11.4).

Additional information could be gained by consultations of administrative representatives located nearby the substations, and of governmental and non-governmental organizations (NGO) at Yerevan (see Chapter 11.1).

Due to the fact, that there is no official international consensus on an agreed approach for assessing the significance of impacts on the environment, FICHTNER uses an own evaluation procedure. This transparent evaluation procedure is based upon FICHTNER's extensive experience over the last fifteen years in performing environmental impact assessments and has proven to be a reliable method for assessing a project's impacts on the environment. It includes identification, prediction (e.g. duration, intensity, severity, status, reversibility of the impact) and evaluation of the significance of impacts based on legal requirements. The focus of the used evaluation procedure is to decide whether the Project is likely to cause significant adverse environmental effects resulting from the construction and operation after implementation of mitigation measures.

For the purpose of a transparent presentation and evaluation, a tabulated evaluation matrix is applied. On the basis of a point scale, the severity of the particular environmental impact together with its general trend - that is negative or positive - is described. The evaluation scale applied is as follows:

Extent of impact:

■ ■ ■	=	high
■ ■	=	medium
■	=	low
○	=	no impact
+	=	locally positive
++	=	regionally positive

For the judgment international standards like standards from the World Bank and the World Health Organization (WHO) are supported by national Armenian standards (see Chapters 2.1 and 2.4). According to these standards the evaluation of impacts is done as follows (Table 3-1):

Extent of impact	Reason
High	International and national standards are exceeded
Medium	Between international and national standards, international and national standards are barely met
Low	International and national standards are met

Table 3-1: Evaluation of impacts using International and National Standards

With the presented method it can be clarified which environmental impacts are most important and for which impacts mitigation measures must be applied in order to reduce negative effects on the environment.

This IEE was carried out in accordance with the relevant ADB guidelines as discussed in Chapter 2.4.

The social aspects related to the Project are described and assessed in a referring stand-alone report.

3.3 Project Location and General Situation

The investigation area covers several regions of the Republic of Armenia. The substations concerned are located in the south-eastern part of the Republic of Armenia.

The 220 kV/110 kV high voltage overhead lines (list see Chapter 3.6) which are foreseen to replace the usual earth wire by an optical ground wire for SCADA purposes are located in the very far south-east and in the northern part of Armenia (Map 3-1).



Map 3-1: Locations of the substations Shinuhayr and Agarak-2. The locations of the overhead lines where existing earth wires shall be replaced by optical ground wires for SCADA purposes is shown in Maps 3-2 to 3-4.

3.4 Category of the Project

In ADB’s ENVIRONMENTAL CONSIDERATIONS IN ADB OPERATIONS of September 2006, definitions for the different types of projects are given. According to these considerations, projects of Category B are characterized as:

Projects that could have some adverse environmental impacts, but of lesser degree or significance than those in category A. An initial environmental examination (IEE) is required to determine whether significant environmental impacts warranting an EIA are likely. If an EIA is not needed, the IEE is regarded as the final environmental assessment report’.

Following this definition, the Project can be considered being a Category B project regarding environmental and ecological impacts requiring an Initial Environmental Assessment (IEE).

The Project will not require acquisition of land and resettlement activities will not become necessary. All rehabilitation activities of the substations will take place within the properties of the existing facilities belonging to HVEN. The replacement of the usual earth wires by optical ground wires will take place at existing overhead lines using existing access roads. First evaluations of the RoW showed that it is free of houses. The replacement of the earth wires can be done not needing access to each single tower with trucks and the earth wires will not touch the ground during replacement (see Chapter 3.6).

3.5 Rehabilitation and Extension Measures

In general, the rehabilitation and extension measures cover replacement and extension of electrical equipment and the conduction of civil works as well.

Main measures on the electrical side are the replacement of and extension with power, current and voltage transformers. Oil containing circuit breakers will be replaced by Sulfur Hexafluoride (SF₆) circuit breakers (see Table 5-1 and Table 5-2).

As main civil works construction of new station service buildings and new cable ducts as well as improvement of the roads at substation site are foreseen. In addition, the rehabilitation of old buildings, e.g. new windows, lightning at substation sites, new fences etc., is intended. An important issue is the rehabilitation of the drainage system beneath the oil containing equipment. With this system oil and oil containing waters can be collected and the oil can be separated from the water.

As possible main environmental impacts power shortage during construction might occur and as a consequence of the rehabilitation of the substations following main wastes will be generated:

- used oil
- batteries
- steel/copper/iron
- ceramics

A complete list of foreseen measures is shown in Annex 11.2.

3.6 Replacement of Existing Ground Wires by Optical Ground Wires

In order to improve the control system (SCADA) of the national grid the replacement of usual earth wires by optical ground wires is foreseen at the following transmission lines:

No.	Transmission line	Direction	Transmission line length [km]
1.	Gyumri (220 kV)	Vanadzor-2 SS – Gyumri-2 SS	79
2.	Lori (220 kV)	Vanadzor-2 SS – Alaverdi-2 SS	49.5
3.	Meghri-1,2 (220 kV)	Shinuhayr SS – Agarak SS	80
4.	Sevan (110 kV)	Sevan HPP – Hrazdan HPP	20.9
5.	JEK-1(2) (110 kV)	Vanadzor TPP – SS Vanadzor-2	0.6

Table 3-2: Overview about the OHL where the usual ground wire shall be replaced by an optical ground wire

In the following sections additional OPAC or Underground Optical Cables will be installed:

No.	Direction	Length, km
6.	EPSO “Energy Communication” Branch – IEC	3.5
7.	Hrazdan Unit 5 TPP – Hrazdan TPP	1
8.	Sevan HPP – HVEN East branch	1.5

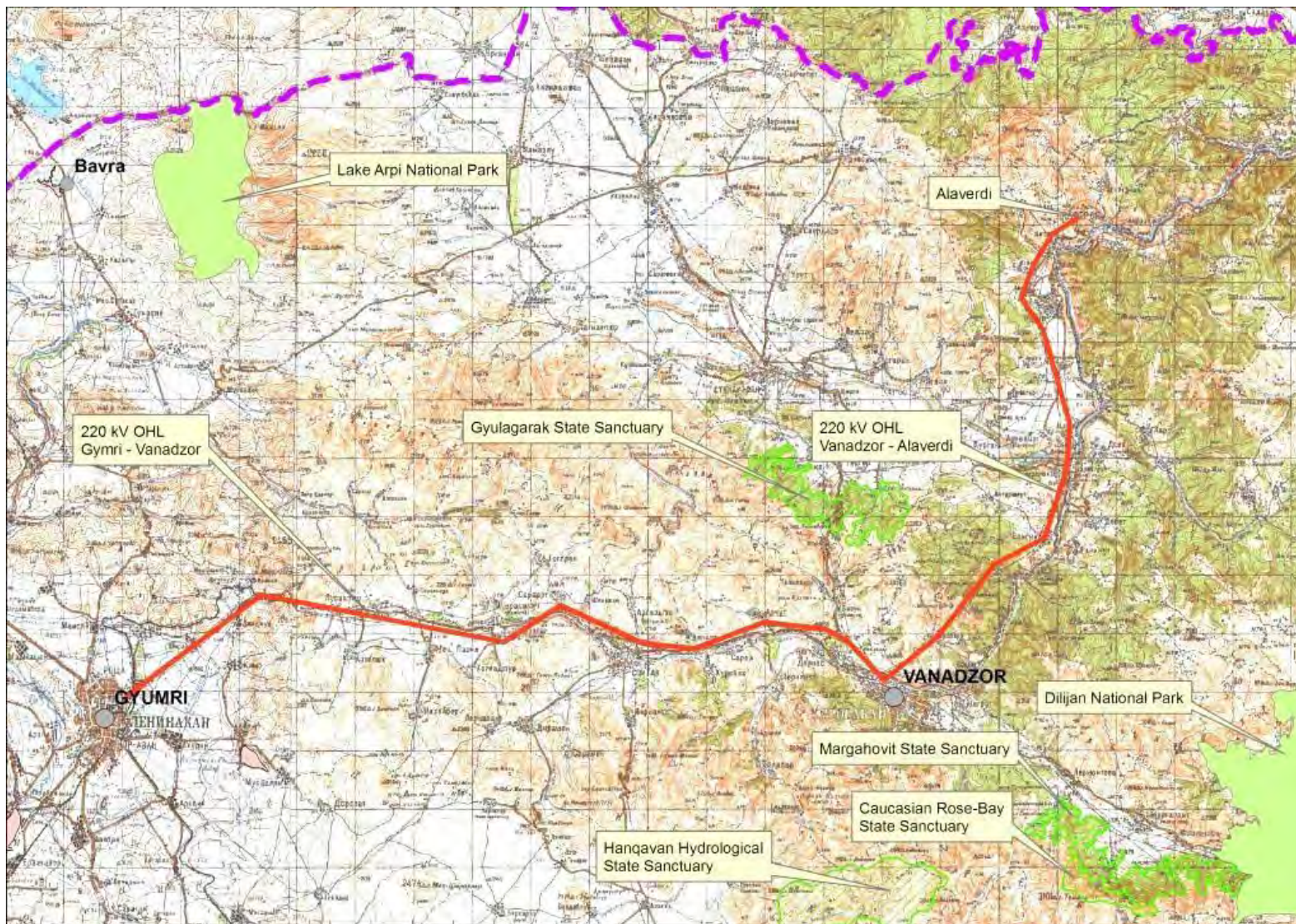
Table 3-3: Sections where additional OPAC or Underground Optical Cables shall be installed

The replacement of the existing earth wire will require access to angle towers (max. ca. 10 suspension towers in between). The stringing equipment will be located at the section towers and will include tensioner, let-off stand (to which the drum with new OPGW is mounted), and - on the other side of the section - puller and take-up reel winder.

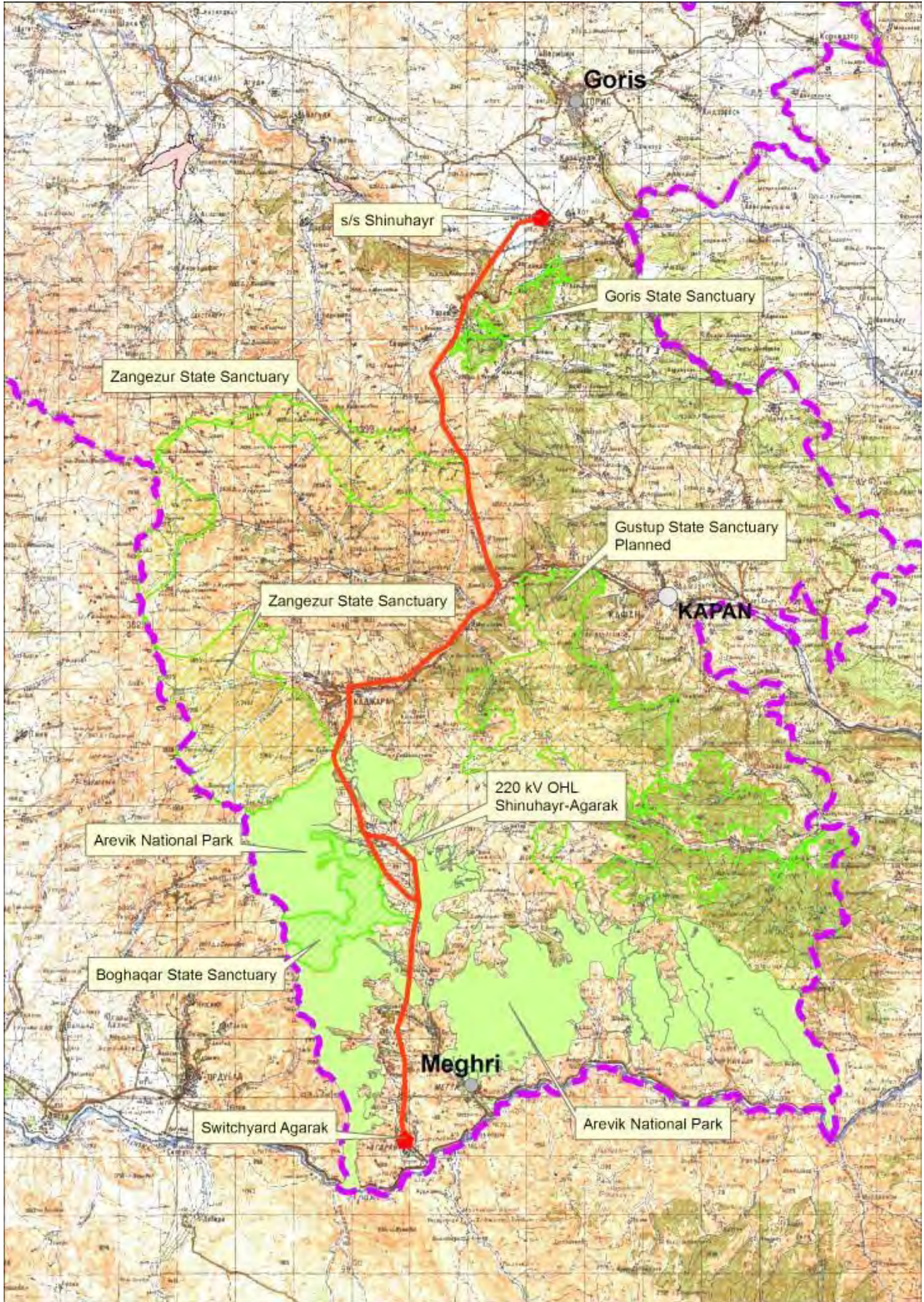
The old wire will be used as pilot rope through installation of end stockings (joints), and when the old wire is pulled out, the new one is pulled in. As a consequence, there is no interference or contact between the new OPGW and the ground within the right of way. Each suspension tower in the section only needs to be approachable by footpath, so it can be accessed by a work crew with hand tools and stringing blocks. There is no need to access any suspension towers within a section with trucks. Consequently, the re-stringing works will not interfere with objects or terrain between the section towers.



Map 3-2: Substations near the capital Yerevan and OHL Hrazdan – Sevan (Scale ca. 1:300,000)



Map 3-3: OHL corridor Gyumri – Vanadzor – Alaverdi (Scale ca. 1:300,000)



Map 3-4: Substation Shinuhayr and OHL Shinuhayr-Agarak (Scale ca. 1:300,000)

4. Description of the Environment

In the following description of the environment of the Republic of Armenia, only baseline data are given as being possibly relevant for this Rehabilitation Project.

4.1 General

The Republic of Armenia is divided in 11 provinces (Marzes). Parts of the Project are located in almost all Marzes (see Map 4-1).



Source: www.ngo-dv.org

Map 4-1: Marzes of Armenia with location of "project" substations and OHLs where the earth wires will be replaced (red lines)

Armenia has a population of 3,262,200 people on a territory of 29,743 km². The population density is 108.4 inh/km². Nominal GDP is \$8,830 billion (2010 estimate), per capita \$2,676. The Human Development Index is estimated for 2010 at 0.695 which ranks the country 76th. After the break-up of the USSR the country has experienced a problem of population decline due to elevated levels of emigration. The rates of emigration have decreased drastically in the recent years and a moderate influx of Armenians returning to Armenia is expected to continue. From 2010 Armenian population is expected to increase.

4.2 Topography

As shown in Map 3-1 and Map 4-1 the different parts of the Project are spread over entire Armenia.

Armenia is a landlocked country in the Transcaucasia region, located between the Black and the Caspian Sea. The total area of Armenia is about 29,800 km². Surface waters sum up to 1,400 km². Armenia is bordered by Georgia and Azerbaijan in the north, east, and south and by Iran and Turkey in the south and west.

The topography of the Republic of Armenia is characterized by high altitude, rocky plains with highland fields and pastures and mountain valleys with alluvial plains. About half of Armenia's area has an elevation of at least 2,000 m (6,562 ft), and only 3% of the country lies below 650 m (2,133 ft). The lowest points are located in the valleys of the Araks River and the Debet River in the far north, which have elevations of 380 and 430 m (1,247 ft and 1,411 ft), respectively. The land rises to 4,095 m above sea-level at Mount Aragats.

Mountain tops reach between 2,600 m-3,600 m altitude. Major mountains are Mt. Azhdahak (3,597 m), Mt. Vardenis (3,521 m), Mt. Gndasar (2,946 m), Mt. Vayots (2,586 m), Mt. Gogi (3,120 m), and Mt. Mets Ishkanasar (3,548 m).

4.3 Geology and Seismic Situation

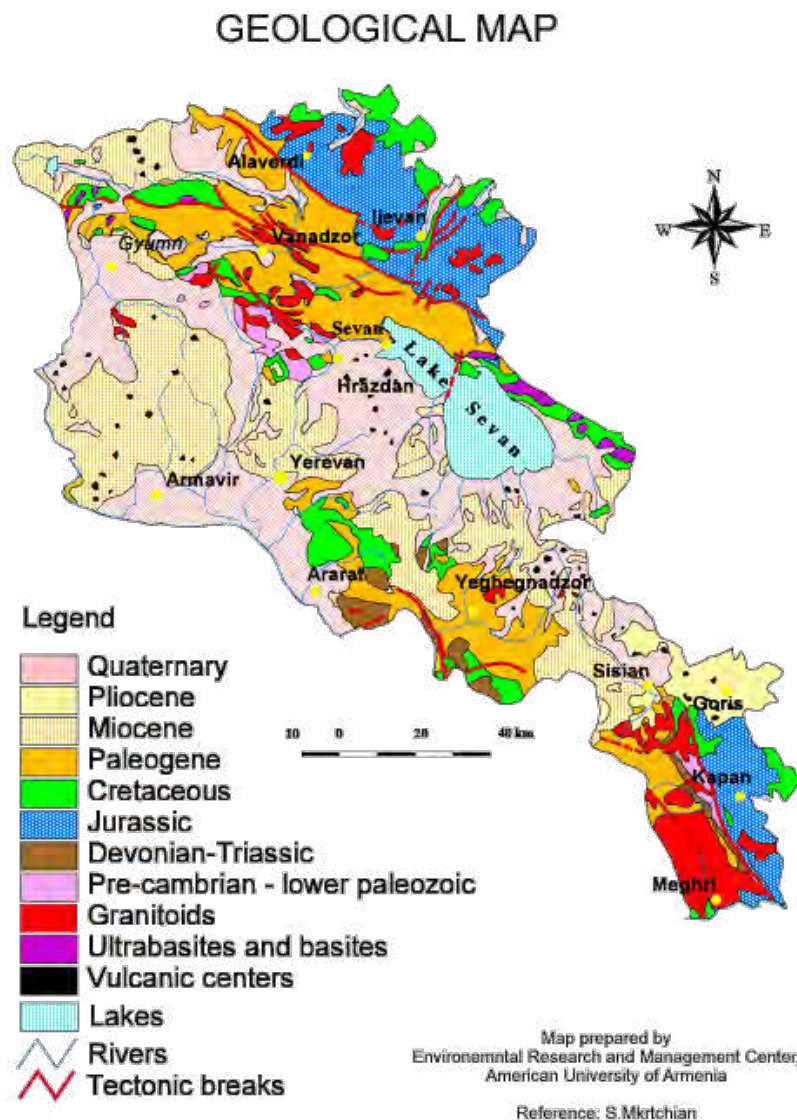
The terrain of Armenia can be divided into the following four main geographical/geological regions²:

- Mountainous ridges and valleys in the north-east which occur mainly in the basin of the River Kur (including the ranges of Virahajots, Bazumi, Pambak, Gougarats, Aregouni and Sevan). This region is subject to extensive erosion.

² http://www.cac-biodiversity.org/arm/arm_geography.htm

- Regions of volcanic origin, including the mountain ranges of Ashotsk, Aragats, Geghama, Vardenis, Syunik and Mount Aragats. These areas are covered by lava of relatively recent origin (upper Pliocene) and are characterized by gentle slopes. Here, only minor erosion occurs, although larger rivers have built deep gorges and canyons.
- A series of ridged mountains adjacent to the River Arax (ridges on the left bank along with the Urts-Eranossian, Teksar, Vayk, and Zangezour mountain ranges, including the peak of Kapoutdjugh) constitute the Minor Caucasian system. This area is prone to intense erosion.
- The Ararat Valley represents the lowest part of the Ararat depression (which is still undergoing tectonic movement). This area is covered with alluvial and proluvial sediments.

In the following, a geological map of Armenia is given (Map 4-2):



Map 4-2: General geological map of Armenia

Armenia is located in a seismically active zone stretching from Turkey to the Arabian Sea. Here, the Arabian landmass slowly collides with the Eurasian plate. As large earthquakes with magnitudes over 5.5 occur in Armenia every 30 to 40 years reaching magnitudes up to 7.1 on the Richter Scale, a high-level seismic hazard is indicated for the country. Maximum seismic risk is given around the city of Yerevan, where active faults exist. Here, the Garni earthquake in 1679 was the most destructive one, with a magnitude oscillating between 5.5 and 7. Another destructive earthquake with a magnitude of occurred in Spitak in 1988³. Recently (2011-02-27), an earthquake with a magnitude of 3.2 occurred 37 km north of Gyumri⁴.

After the 1988 Spitak earthquake the seismic risk assessment for Armenia was revised. According to this new assessment, the expected acceleration of earthquakes is 0.4 g almost everywhere in Armenia.

4.4 Meteorology and Climate

Because of Armenia's position in the deep interior of the northern part of the subtropical zone, enclosed by lofty ranges, its climate is dry and continental. Nevertheless, regional climatic variation is considerable. Intense sunshine occurs on many days of the year. Summer, except for high-altitude areas, is long and hot, the average June and August temperature in the plain being 77°F (25°C); sometimes temperature rises to uncomfortable levels. Winter is generally not cold; the average January temperature in the plain and foothills is about 23°F (-5°C), whereas in the mountains it drops to 10°F (-12°C). Invasions of Arctic air sometimes cause the temperature to drop sharply: the record low is -51°F (-46°C). Winter is particularly inclement on the elevated, windswept plateaus. Autumn—long, mild, and sunny—is the most pleasant season.

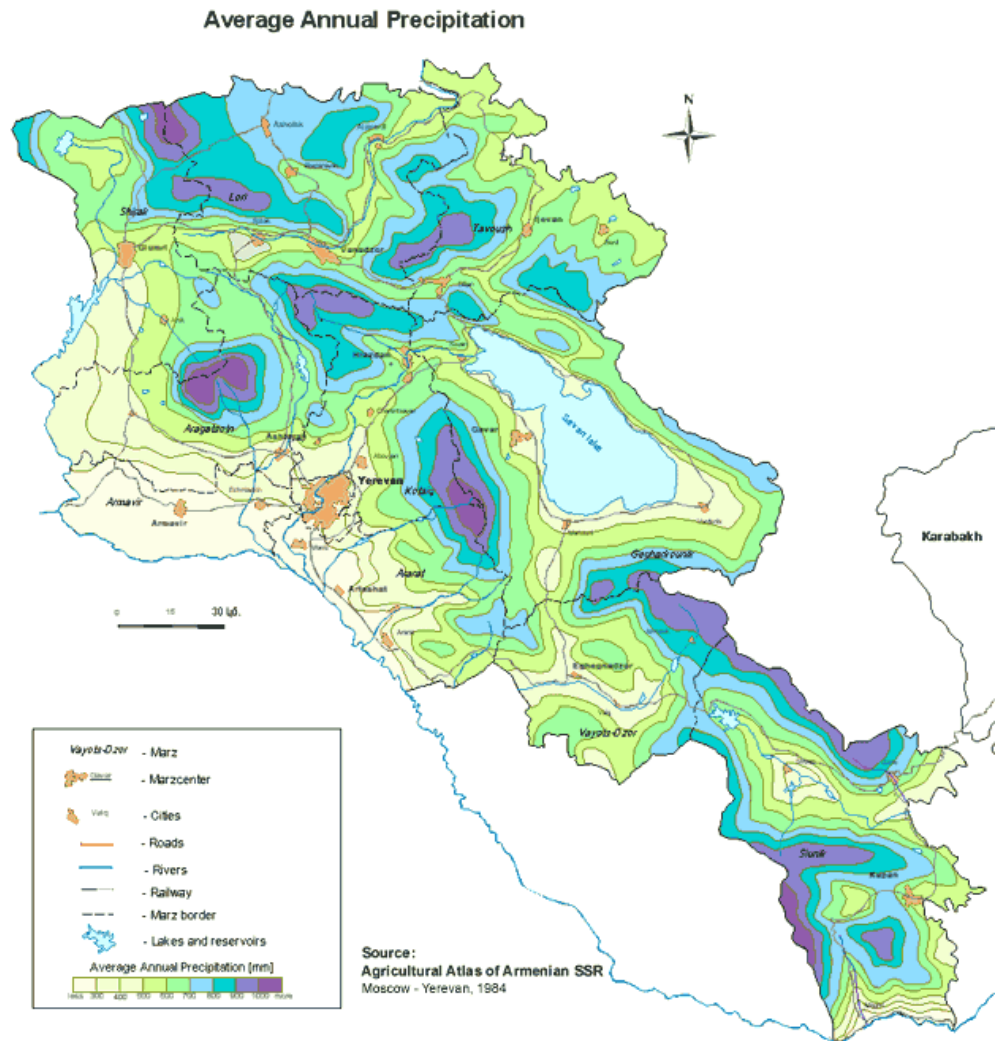
The climatic data shown below are provided by the Meteorological Institute of Armenia. The driest area is found in the south-west of Armenia with its capital Yerevan and Map 4-3).

³<http://info.worldbank.org/etools/docs/library/114715/istanbul03/docs/istanbul03/09melku/myan3-n%5B1%5D.pdf>

⁴ <http://www.emsc-csem.org/Earthquake/earthquake.php?id=210376>

Meteorological stations	I	II	III	IV	V	VI	VII	VIII	IX	X	XI	XII
Sevan	25	30	40	65	103	79	50	40	37	51	38	25
Hrazdan	45	57	63	86	100	69	44	31	32	60	55	46
Yeghegnadzor	33	34	41	58	59	41	21	15	14	35	32	34
Sisian	18	22	36	57	73	57	27	16	23	37	30	18
Goris	34	45	71	91	114	92	50	40	64	65	53	34
Kapan	26	31	64	75	102	65	32	28	38	48	40	26
Yerevan	20	24	32	36	43	20	10	8	10	27	23	23

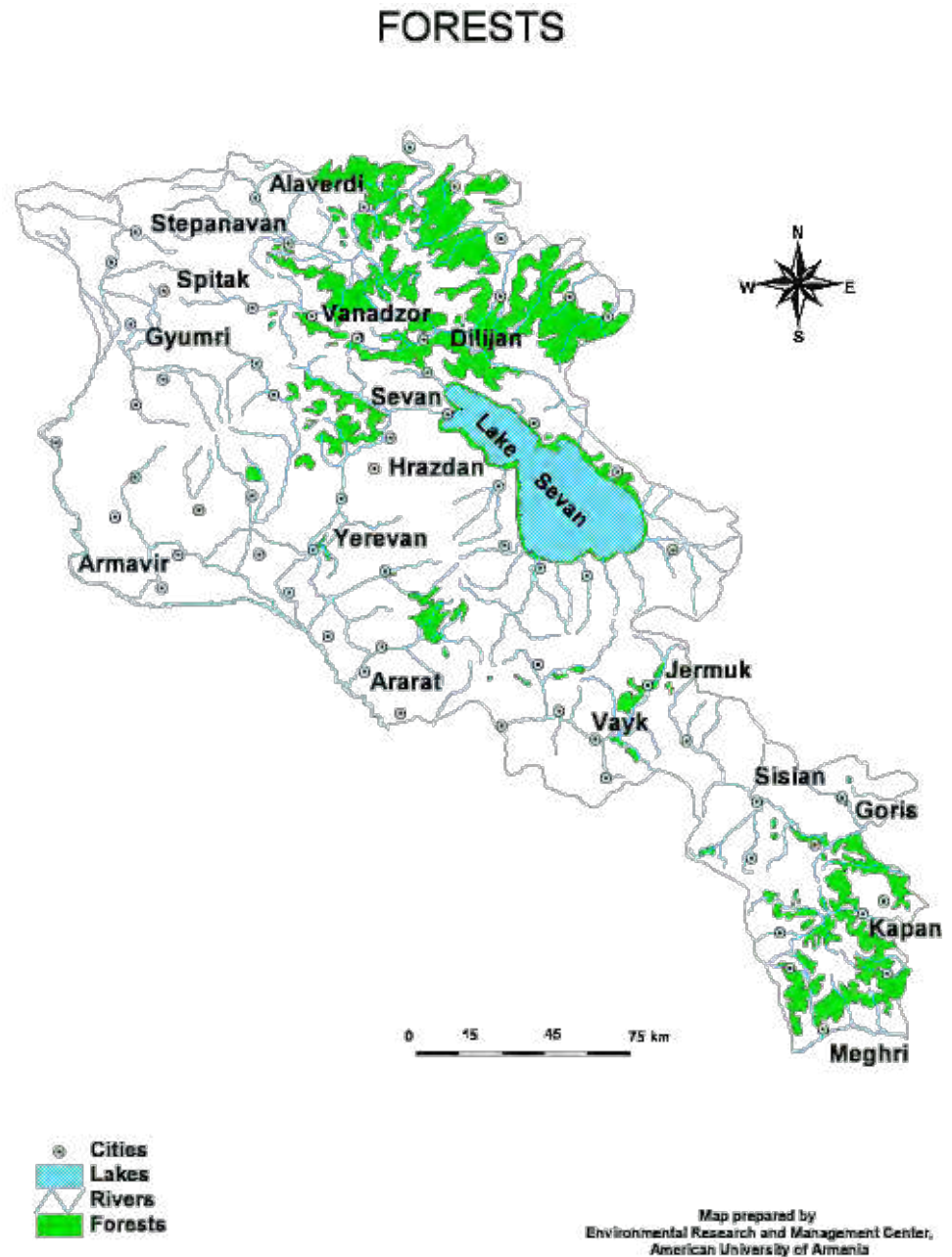
Table 4-1: Mean precipitation in the investigation area



Map 4-3: Distribution of rainfall in Armenia

4.5 Forests

Remaining open forest lands are often located in valleys and in north-facing slopes. Forested areas are mainly found in the north-east and in the south-east of Armenia as shown in Map 4-4.



Map 4-4: Forest cover in Armenia

The line sections Vanadzor – Alaverdi and Shinuhayr – Ararak, where the earth wire will be replaced, are partially running through forested areas.

4.6 Flora and Fauna

Armenia shows a rich diversity of flora and fauna in a relatively small territory. The prevailing biotypes are semi-desert, mountain-steppe, mountain-meadow and Alpine vegetation.

Regarding fauna, for example, at least 345 bird species have been recorded in Armenia of which over 240 species breed here. At the Lake Sevan large breeding colonies of the Armenian Gull and the Citrine Wagtail can be found. Armenia is further situated on an important bird migration flyway. The migration path between Eastern Europe and Africa leads through the country in east-western direction. According to information from WWF, typical bird migration routes can be found south of Lake Sevan.

Big mammals occur rather in the southern part of Armenia, which for example belongs to the distribution area of the Persian leopard in the Caucasus. According to Khorozyan & Malkhasyan (2002)⁵ the Khosrov Reserve, located south-east of on the south-western slopes of the, is a habitat for this species. From 2000 to 2002 tracks of 10 individuals of the Persian leopard could be found here in an area of 780 km². Leopards are also known to live on the Meghri Ridge, where the number of individuals has declined due to various disturbances and prey scarcity. WWF Caucasus Armenia estimates 5-7 individuals to live in this area today (2005 estimate).

4.7 Water Resources

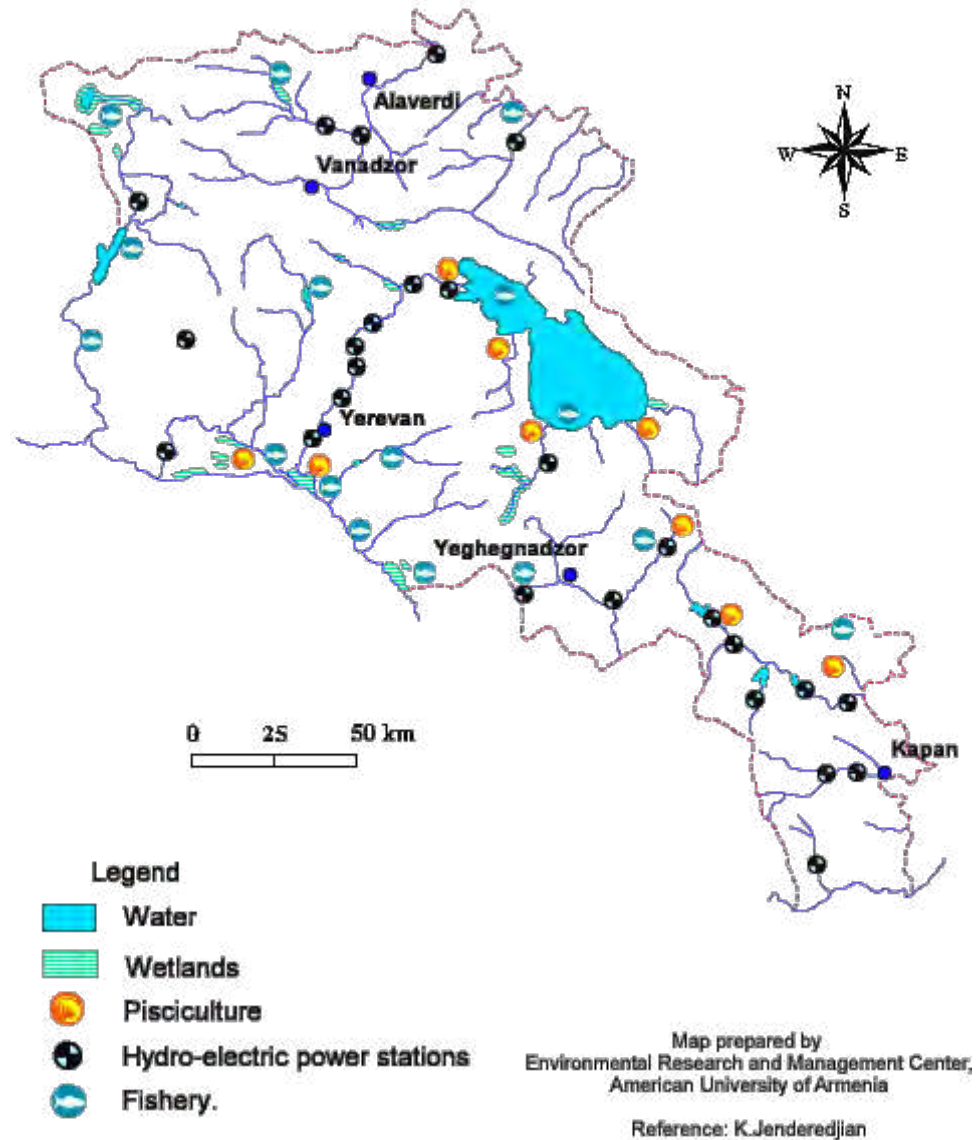
There are 400 rivers in Armenia with a length of more than 10 km. They are mostly small, fast running mountainous rivers. 14 large river basins form the country.

Lakes in Armenia are mostly mountainous and small except for Lake Sevan.

74 water reservoirs were built in different time with a useful capacity of 988 Mm³. Natural water resources amount to 4.017 Mm³/year from which 1.595 Mm³ come from springs, 1.434 Mm³ from drainage outflow and 0.988 Mm³ from groundwater. There are more than 700 natural and artificial sources of mineral water located in the country.

⁵ Khorozyan, I., Malkhasyan, A. (2002): Ecology of the leopard (*Panthera pardus*) in Khosrov Reserve, Armenia: implications for conservation. Scientific Reports of the Zoological Society "La Torbiera" 6: 1–41

KEY WATER BODIES AND RIVERS IN ARMENIA



Map 4-5: Water resources of Armenia

One of the main water resources of Armenia is Lake Sevan (1,260 km², 1,898 m above sea level). It is the largest pool of fresh water within the Southern Caucasus. The lake has vital influence on local and regional ecosystems and economy.

Due to the irrigation and installation of hydropower plants on the outflow of the Lake Sevan, the water-level dropped during Soviet times by 19 m and the lake lost more than 30% of its volume. The area of the lake was reduced by more than 180 km². Since the early 1960s, it is planned to maintain the water level of Lake Sevan. Therefore, a tunnel was built to let water from Arpa River into the lake, but especially the difficult situation in the 1990s increased the need to produce electricity from lake water. In recent years the water level has risen by more than 1 m and it is planned to raise the water level by 3 m to a stable level.

4.8 Protected Areas

In Armenia there are 4 National Parks, 3 State Reserves and 26 State Sanctuaries. Three additional new protected areas are in planning stage.

Map 3-2 to Map 3-4 show the location of the Project's parts in relation to these protected areas. Only the 220 kV line between Shinuhayr and Agarak where the existing earth wire shall be replaced by an optical earth wire edges and touches in some parts a protected area (Arevik National Park).

4.9 Health and Safety at Substations

In this Chapter the results gained during surveys of 8 substations around Armenia are used for the description of the status quo. The situation is similar at all substations visited with the exception of Agarak-2 which is relatively new and was constructed in 2001.

4.9.1 General safety aspects

Within HVEN the Safety Engineering and Reliability Service is responsible for all safety aspects at the high voltage substations.

In general, it has to be stated that – due to lack of money - health and safety standards are not met at the substation sites. As an example, the covers of the cable ducts which are used as pathways are broken and/or have holes and reinforcing iron bars sometimes form obstacles. This is dangerous for the personnel specifically during the night.



Photo 4-1: Cable ducts used as pathways are often broken and show holes



Photo 4-2: Cable ducts used as pathways are often broken and show holes

The illumination inside and also outside the substation buildings is often in a very bad condition.




Photo 4-3: Bad illumination inside and outside the substation buildings

4.9.2 Health and safety training

At all substations in Armenia the same health and safety system is applied. Responsible for safety aspects (inspection and training) is the ‘Safety Engineering and Reliability Service’ which is running departments at the different branches of HVEN (see Organizational Chart in Annex 11.8).

The staff of the substations is informed in monthly meetings about the recent development in regulations in the field of health and safety, and contents of the different regulations (main regulations are listed below) are communicated. Some kind of exam is performed about this training.

Main health and safety regulations:

- Regulations (rules) of technical safety for exploitation of electrical equipment (145 pages);
- Regulations (rules) of technical exploitation of electrical stations and networks (320 pages);
- Regulations (rules) of electrical equipment arrangement (639 pages);
- Regulations (rules) of fire safety (145 pages);
- Technical regulations “Safety zones of electrical networks”;
- Technical regulations “General requirements on electrical devices arrangement”;
- Technical regulations “Transmission and distribution of electro energy”.

The monthly exam also includes the test of knowledge of first aid procedures as:

- release of a man from the influence of current (first before-doctor medical aid),
- artificial respiration
- cardiac massage

All workers are instructed on what to do in case of an accident, e.g. after a worker is hit by an electric shock. In case of severe injuries, the worker concerned has to be taken to the next hospital. On branch level a health and safety officer is employed but at the substations there is no specific person responsible for e.g. first aid issues.

All three months deeper (practical) training sessions take place covering role plays on what to do in case of accidents or the cooperation with the local fire brigade is trained.

The central branch office of each region conducts a test about health and safety issues once a year. All workers/employees have to go through this exam to get a competence certificate that shows for what kind of work the worker/employee concerned is qualified. If the exam is not passed the worker/employee can repeat the test. If he fails again he can be employed in a less qualified position. The higher the qualification the higher the salary is. If the worker/employee passes the test successfully this will be certified in a personal test booklet (see Photo 4-4 below).



Photo 4-4: Certification booklet about the yearly exam on health and safety issues

4.9.3 First aid equipment

At all substations first aid kits are available. According to the staff, these kits are inspected and renewed regularly. However, the kits were often found to be in a very poor condition. At none of the visited substations a defibrillator was available (see Photo 4-5 and Photo 4-6 below).



Photo 4-5: First aid kits as available at substation sites are partly maintained very poorly



Photo 4-6: First aid kits as available at substation sites are partly maintained very poorly

4.9.4 Fire fighting

Fire walls between transformers are not installed and a sprinkler system around transformers is not implemented. This means that in case of a transformer fire the fire could spread to other equipment and cooling of a burning transformer would not be possible.

In the control building sufficient fire-fighting equipment is available. The fire extinguishers are regularly maintained and checked and are in a good condition. The extinguishers are mostly powder based and suitable for fighting fire in electrical installations (Photo 4-7).



Photo 4-7: Sufficient well maintained powder based fire extinguisher were available inside the control buildings of all substations

4.9.5 Safety equipment

Basic personal safety equipment, as helmets, gloves, tools for working under high voltage, is available at all substations. Metal clad clothes to protect workers from electric fields when working under high voltage is not available.



Photo 4-8: Basic safety equipment as helmets, gloves, tools for working under high voltage and signs at the substations



Photo 4-9: Basic safety equipment as helmets, gloves, tools for working under high voltage and signs at the substations

4.9.6 Hygienic situation at substations

In all substations the hygienic situation concerning sanitation installations is bad or even very bad. Potable tap water and toilets are not available at all substations. If toilets exist they are mostly not connected to a public sewer system. If showers exist they are in a very bad condition (a complete list of the findings is given in Annex 11.3).



Photo 4-10: Typical toilet at a substation, if existing at all



Photo 4-11: If washing facilities exist, they are badly maintained



Photo 4-12: If washing facilities exist, they are badly maintained

4.9.7 Electric and magnetic fields at workplaces

With respect to maximum permissible field strength allowed for workers to work in the former USSR a formula to calculate the exposure time of workers is used in Armenia. The formula is:

$$T_{[\text{hrs}]} = (50/E) - 2$$

E = electric field [kV/m]

This means that the exposure time in an electric field of 25 kV/m is 0 hrs. Working in an electric field of 25 kV or more is not allowed without special protecting clothing.

The details for the exposure time are laid down in the ‘Regulations (rules) of technical safety for exploitation of electrical equipment’ (2nd issue Moscow, Energoatomizdat, 1988).

However, at none of the substations an electric/magnetic field metering device is available.

4.10 Waste Management in Armenia

About 60 landfills (dump sites) can be found in the country, but at present, an effective waste management system does not exist in Armenia. Consequently, ADB is financing a Solid Waste Management Improvement Investment Program that shall develop future Investment Programs to improve the national waste management system.

The concept paper to this project dated December 2011 came to the conclusion that solid waste management is poorly organized in Armenia. Most of the solid waste is dumped in provisional dump sites and landfills without any segregation or recycling. Solid waste is generally not disposed of in accordance with internationally accepted practices. Waste is either burned or just dumped.

In order to change the situation Armenia is a party of the Basel Convention “On the Control of Transboundary Movements of Hazardous Wastes and their Disposal” since 1999 and the Government of the Republic of Armenia ratified in 2003 the Stockholm Convention "On Persistent Organic Pollutants". A National Implementation Plan was developed based on the Article 7 of the Stockholm Convention published in 2005. In 2004 the Law on waste was put into force which defines the state policy in the area of waste use, aimed at preventing the harmful impact of waste on the environment and human health, while maximizing its use as a secondary raw material.

However, the field mission to this Project revealed that a recycling system for any waste is not available in Armenia at all. Valuable waste as used oil is either sold to private persons or exported to e.g. Iran for recycling purposes (e.g. steel/iron).

Enterprises like Maqur Erkat Metal Recycling Company or MikMetal, both located at Yerevan, have formerly recycled steel but do not practice this anymore.

During the meetings and interviews held in Armenia, it was found that a battery producing company (Battery ELBAT) plans to build up recycling facilities in the near future. The planning is ready and at the moment the company is looking for financing opportunities. It is intended to set this factory into operation two years after having signed the loan contract. The new factory would be able to recycle the sulfuric acid for reuse or to neutralize it and melt the lead for reuse in new batteries.

Consequently, the current situation concerning waste management also at the substations is bad. All wastes ever generated have been stored at the substation sites since decades. Thus, old equipment as old circuit breakers, ceramic parts and steel but also old batteries and old oil not suitable for further use are stored somewhere at the site. All these old parts are still in the balance of HVEN.

In order to collect oil and/or oily waters from leaking equipment as transformers or of leaking oil/oily waters in case of a transformer fire normally a drainage system fitted with oil separators is installed below the substation site. The oily waters from this drainage system are collected in underground tanks which are emptied if needed. Such drainage systems are missing at all substations (with the exception of the switchyard Agarak-2 which is not fitted with autotransformer but only with closed system equipment), either such a system was never installed or it does not function anymore.



Photo 4-13: Old circuit breakers stored at substation site sometimes since decades



Photo 4-14: Ceramic waste stored at a substation site



Photo 4-15: Ceramic waste stored at a substation site

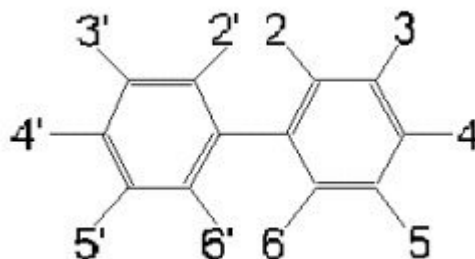


Photo 4-16: Leaking oil pollutes the gravel below an autotransformer

4.11 PCB in Oil of Substation Equipment

In former times, PCBs have been widely used as coolants and lubricants in transformers, capacitors, and other electrical equipment because PCBs possess good insulating properties and are fire retardant.

These substances consist of two phenyl-rings that can contain different amounts of chlorine molecules in the positions given below:



In general, the acute toxicity of PCB is small, but looking at the chronic effects a high toxic potential of PCBs has to be stated. Especially when burned PCBs can be turned into highly toxic and carcinogenic furans (PCDF) and dioxins (PCDD). Therefore, special care has to be lead on this issue.

According to the United States Environmental Protection Agency (US-EPA), a transformer is 'a transformer that contains PCB' if the concentration of PCBs is higher than 500 ppm. Oil containing between 50 ppm and 499 ppm PCBs is considered to be polluted with PCB and specific methods for disposal are necessary (e.g. specific incineration plants). According to EU Directive 75/439/EEC and amendments, to Basel and to Stockholm conventions oil containing less than 50 ppm PCB is not considered to be PCB polluted.

The recent report⁶ about occurrence of PCB containing oil in Armenia came to following conclusion: According to an inventory in the Republic of Armenia, the total number of transformers is 9,867. The number of oil switches involved in the inventory is 2,574. Total number of collected samples of oil is 2,416; 1,820 were analysed, the rest of analysis is ongoing. From these 1,820 samples, 390 were positive with PCBs findings. However, a correlation of these findings with equipment to be replaced within this Project was not possible. This is one reason why a special attention was given to this aspect during preparation of the IEE to this rehabilitation Project.

According to personal communication with the Ministry of Nature Protection (Dr Anahit Aleksandryan, January 2014), oil from 105 HVEN transformers and from 391 HVEN circuit breakers were analysed within this study. All oil samples having been analyzed showed only very small

⁶ Terminal Evaluation - Technical Assistance for ESM of PCBs and other POPs Waste in Armenia Project GF/ARM/08/002, August 2012

concentrations of PCB (all below 50 ppm). Hence, the conclusion of this study (still unpublished) is that the studied HVEN equipment is free of PCB. Nevertheless, the equipment of the substations funded by this project will need to undergo a careful oil test for PCBs.

In the course of this rehabilitation study, it is intended to replace old autotransformers, voltage and current transformers and circuit breakers. All this equipment contains oil. Doing so, approximately 51 tons of used oil has to be handled at Shinuhayr. In order to decide what appropriate handling is, different samples of oil of the inspected substations were taken (see below and Annex 11.4) and analyzed for PCB in a certified German laboratory (certification see Annex 11.5).

Oil samples for PCB analyses have been taken only at s/s Shinuhayr. At switchyard Agarak-2 conducting tests was not possible because all equipment is run using closed systems. All the equipment of this switchyard is of the year 2001 thus it can reasonably be concluded that the oil does not contain any PCB. It has also to be mentioned that no oil containing equipment at this switchyard will be replaced within this rehabilitation project.

The results of the analyses are given below.

Location	Equipment	Date	PCB ppm
s/s Shinuhayr	used oil from circuit breakers. Stored, not for further use	07 July	< 0.2
s/s Shinuhayr	autotransformer (not to be replaced)	07 July	< 0.2

No PCB were found in the samples. 50 ppm is the threshold of PCB content; above this value specific measures would be triggered. Following Stockholm and Bern Conventions, relevant EU Directives (e.g. 75/439/EEC) and U.S. EPA recommendations oil with a PCB concentration of less than 50 ppm is not considered to be PCB-containing oil and can be reused or recycled without any further treatment⁷.

However, because it was not possible to take oil samples from all equipment that will be replaced (e.g. it is absolutely impossible to take oil samples from circuit breakers being connected to the grid) samples were partly also taken from other equipment and/or from storage sites where old oil is stored. This gives a very good impression about the actual situation, but nevertheless it is suggested that all equipment will need to be tested for PCBs before storage and further recycling during the rehabilitation measures when it is possible to take the samples (after having disconnected from the grid).

⁷ See also UNEP ,Guidelines for the Identification of PCBs and Materials Containing PCBs, August 1999



Photo 4-17: Oil sampling from a circuit breaker being cut off



Photo 4-18: Oil sampling from autotransformers



Photo 4-19: Oil sampling from autotransformers

5. Anticipated Environmental Impacts and Mitigation Measures

5.1 General

The entire part of the rehabilitation/extension activities of the two substations will be restricted to the property of HVEN. All of the rehabilitation measures will take place within buildings and fenced areas of the substations. There is no need for any land acquisition outside the existing substation area. At both substations surveyed enough space for the additional equipment is available.

The replacement of the ground wires will be done on existing power lines within the existing RoW. Existing maintenance routes will be used as access to the towers. During stringing temporarily disturbances of land used for agricultural purposes can occur by access of vehicles and workers. As the 220 kV OHL Shinuhayr-Agarak is running partly along the edge and inside of the Arevik National Park, limited impacts on the natural habitat and biodiversity of the park may be expected. Most of impacts during construction are related to the management of wastes generated from the replacement of the old equipment.

During operation phase, environmental impacts could be expected from EMF, SF₆ leakage, and tree cutting for OHL maintenance. The need of cutting of trees during maintenance will be the same with or without this Project and take place within the already existing RoW.

Detailed assessment is provided below.

5.2 Wastes Generated during Construction Activities

Beside domestic wastes generated by the workers considerable waste will be generated by dismantling of old equipment. Thus, following main wastes being potentially hazardous will come up:

- old batteries
- used oil
- old scrap metals like iron/steel/copper

At s/s Shinuhayr approximately 51 t of used oil will have to be handled during construction. Old batteries from both substations will sum up to 300 in total, scrap metal will amount to about 24.5 tons. A list per substation is given in Table 5-1 and Table 5-2. A full inventory list for equipment to be replaced is shown in Annex 11.12.

As discussed above, specific consideration was given to possible PCB pollution of oil from equipment to be replaced. The PCB concentration oil having been analyzed at Shinuhayr substation were below the detection limit of 0.2 ppm. These samples were free of PCB. 50 ppm is the threshold

of PCB content; above this value specific measures would be triggered. Below 50 ppm oil is not considered to be PCB-containing oil (according to Stockholm and Bern Conventions, EU Directives and U.S. EPA).

Switchyard		Shinuhayr	Agarak 2	Total
220 kV Switchyard				
	Circuit breaker	5,110	-	5,110
	Voltage Transformer	770	-	770
	Current Transformer	4,880	-	4,880
Transformers	Auto Transformer 125 MVA 220/110/6 kV	-	-	-
110 kV Switchyard				
	Power Transformer 110/35/6 kV; 10 MVA	33,600	-	33,600
	Circuit breaker	4,000	-	4,000
	Voltage Transformer	520	-	520
	Current Transformer	2448	-	2448
Total (kg)		51,328	-	51,328
Batteries		102	200	302

Table 5-1: Amount of used oil arising during replacement measures and numbers of old batteries to be replaced per substation and in total

Switchyard		Shinuhayr	Agarak 2	Total kg
220 kV Switchyard				
	Circuit breaker	2,800	-	2,800
	Disconnectors	-	-	-
	Surge Arresters	150	-	150
	Voltage Transformer	400	-	400
	Current Transformer	1,400	-	1,400
110 kV Switchyard				
	Circuit breaker	4,000	-	4,000
	Disconnectors	12,400	-	12,400
	Surge Arresters	500	-	500
	Voltage Transformer	450	-	450
	Current Transformer	2,400	-	2,400
Total (kg)		24,500	-	24,500

Table 5-2: Scrap metal generated by the rehabilitation measures per substation and in total (not including smaller amounts from 33 kV parts)

In the following Chapter an overview about possible impacts with corresponding impact levels and possible mitigation measures is given.

5.3 Construction Phase

In the following tables the extent of impact is given under the precondition the mitigation measures as recommended are implemented. These mitigation measures are given in a separate column in this table. These measures are then repeated in the Environmental Management Plan (Chapter 9.1.5) where among others the costs and responsibilities for implementation of these measures are given.

Impact of/on	Extent of impact	Description	Comments and mitigation measures
Land Acquisition and Use	○	No additional land has to be acquired by HVEN for implementing the rehabilitation measures at the substations. No LAR impacts are expected.	
	■	By replacing the old ground wire structures in the ROW might be impacted (e.g. damaging of crops). According to EPSO/HVEN no houses exist within the RoW of the 220 kV lines ⁸ . No LAR impacts are expected.	<p>The replacement of ground wire will take place at existing OHLs. The existing maintenance roads will be used.</p> <p>Replacement activities over agricultural areas will be take place only during non-growing season. If crops are damaged by access of workers to the towers compensation payment shall be done on-site during stringing procedure.</p> <p>If house are found to be located within the RoW the inhabitants shall be evacuated during stringing activities to avoid any risk (see footnote below).</p> <p>Access for trucks is only necessary to angle towers (max. ca. 10 suspension towers in between). Existing maintenance roads will be used. Neither the old ground wire nor the new optical cable will touch the ground.</p>
Landscape	○	All rehabilitation measures will take place inside the existing facilities.	
		The replacement of the ground wires will take place at existing OHLs. No further change of the landscape will occur.	

⁸ The field survey revealed, however, that some houses have been meanwhile constructed within the RoW of the lines concerned. By using the stringing technology as described in Chapter 3.6 the houses will not be affected.

Impact of/on	Extent of impact	Description	Comments and mitigation measures
Wildlife	○	All rehabilitation measures will take place inside the existing facilities.	
	■	In remote areas a certain irritation of wildlife during construction activities cannot be excluded. Access with small trucks to angle towers is needed, access by footpath to each suspension tower is necessary.	The old wire is used as pilot rope- as the old wire is pulled out, the new one is pulled in. Existing maintenance roads will be used. Neither the old ground wire nor the new optical cable will touch the ground during replacement (see Chapter 3.5.2).
National Parks, Wildlife Sanctuaries, other Protected Areas	○	For rehabilitation of the substations no national parks, wildlife sanctuaries or other protected areas will be affected.	
	■	The 220 kV OHL Shinhayr-Agarak is running partly along the edge and inside of the Arevik National Park ⁹ .	Access for trucks is only necessary to angle towers (max. ca. 10 suspension towers in between). Existing maintenance roads will be used. Neither the old ground wire nor the new optical cable will touch the ground during replacement. Any cutting of trees necessary during construction, will be subject to permission and supervision of the park management (Zangezur Biosphere Complex ZBC). Mitigation and monitoring measures are required. For more details see Annex 11.12.
Cultural and Historical Sites	○	All rehabilitation measures will take place inside the existing facilities. No archaeological sites are affected.	
		The optical wire will be spanned at existing lines, existing maintenance tracks will be used for access.	

⁹ The Arevik National Park has been established in 2009 and is the biggest NP in Armenia with an extension of 344 km². It contains broad leaf forests, Juniper open woodland, grassland, sub-alpine and alpine meadows, steppe and semi-arid areas. The park provides potential habitats for the endangered Caucasus leopard (extinct in Armenia for the time being). Endangered Bezoar goat, Armenian mouflon, brown bear and Caspian snowcock are still living in the park area.

Impact of/on	Extent of impact	Description	Comments and mitigation measures
Climate Change	○	The construction activities will not have any effect regarding climate change	
Water Resources Surface Water and Groundwater	■	During replacement and cleaning activities oil from old equipment could pollute the soil and intrude into the groundwater	There is only a small risk of groundwater pollution by e.g. oil/fuel spills of machines and trucks which can be avoided by proper maintenance. The cleaning of used oil shall be done at sealed areas. Specific protection measures shall be undertaken (e.g. use of plastic covers in areas where a concrete sealing is not available).
Waste	■	General	In case of selling these wastes for recycling/reuse purposes it has to be ensured that only licensed companies take over the material. New waste disposal areas shall not be created during the construction activities, existing illegal landfill sites shall not be used, prior the start of construction a proper waste management plan shall be prepared and implemented by the construction contractor (see results of public hearings presented in Annex 11.11).
		During construction workers will generate domestic waste. Regular landfills following any international standards do not exist in Armenia	Domestic waste of the workers will be collected at the HPP site taken to an official dumping site nearby the substations.
		Oil from old equipment	After testing the oil shall be physically cleaned (degassing, drying, filtrating). This can be done on site by e.g. "Hydroelectromontagh" CJSC. The cleaned oil shall then be stored on a safe area at substation site for re-use.
		Old electrical equipment , Scrap iron/steel and copper, Batteries	Re-use of old parts is restricted due to out-dated technique and is practically not possible. Old equipment shall be stored on specifically designed places on site until an appropriate recycling facility is developed in Armenia.
		Ceramic wastes	Ceramics are inert and can be used as land filling material, e.g. for new road construction.

Impact of/on	Extent of impact	Description	Comments and mitigation measures
Worker's Health and Safety	■	<p>Aim shall be 'zero accident' during the construction period.</p> <p>Working under high voltage</p> <p>Possible occurrence of poisonous snakes</p>	<p>The construction contractor shall implement a Health and Safety Management System (HSMS) during construction. For that, a Health and Safety Management Plan for the construction shall be developed prior start of the construction covering among others waste handling, noise protection, sanitary issues, working at height, working under high voltages etc.</p> <p>The Contractor to be appointed shall be certified according to DIN ISO 9001 and 14001 and shall hold a valid OHSAS 18001 certification.</p> <p>Especially if replacing of the earth wire shall be done under high voltage conditions special safety issues have to be considered (IEC 61911; IEC 61328, IEC 60743; IEC 61477, see Chapter 2.5).</p> <p>It is reported that poisonous snakes might occur everywhere in the Investigation area. Careful handling is required e.g. when lifting covers of cable ducts etc.</p>
General construction activities	■	Disturbances of residential areas	<p>All possible impacts caused by the transportation of equipment, waste disposal, and construction materials will be consulted and agreed with the communities prior start and during of the construction activities, especially for the substations where access to s/s is through residential. Announcement is made in time to the population.</p> <p>In order to ensure safe transport of new equipment and waste material to and from the substations a traffic/transport management shall be developed and implemented as e.g.:</p> <ul style="list-style-type: none"> • Elaborate proper ways through residential areas and inform the drivers if these ways by maps; • Implement reasonable speed limits for the vehicles (e.g. if carrying heavy materials); • Implement warning signs to inform about the possibility of risks by moving machineries; • Vehicles transporting very heavy equipment shall be equipped with flashing beacons to increase their visibility and audible warnings when reversing; • Drivers shall carry phone numbers of police stations along the transportation routes and of nearest hospital in case of an accident; • Instruct all drivers in oral and written form of these measures.
Noise Aspects Workers	■	Some construction works might cause high noise levels	<p>Ear protection devices shall be handed out to all workers. Workers are obliged to wear ear protectors where 85 dB(A) are exceeded (see World Bank/ IFC General EHS Guideline, 2007). The HSE Management Plan set up by the CC will address the issue 'noise'. Machines and vehicles will be checked regularly to minimize the noise level.</p>

Impact of/on	Extent of impact	Description	Comments and mitigation measures
Noise Aspects Population	■	Noise by trucks crossing inhabited areas could annoy the population.	Noise during construction is limited to the duration of the construction activities. No big construction machines are needed. Noise caused by trucks can be mitigated by good management to avoid unnecessary truck movements. Movements of big trucks shall not be allowed between 22:00 and 6:00. Noise generation is restricted to the construction period.
Air Quality	■	<p>Only during the transport of material some very limited dust emissions caused by trucks can occur.</p> <p>SF₆ is a highly effective and persistent greenhouse gas, thus careful handling is absolutely necessary.</p>	<p>Machines and vehicles will be checked regularly to minimize exhausted pollutants.</p> <p>Relevant general guidelines for handling of SF₆ gas are given in Annex 11.7.</p>
Employment	✦	<p>Approximately 50 to 75 workers will be employed during peak time for construction at one substation site. A lot of skilled workers from outside the Project area, if not from abroad, will be needed. For civil works local unskilled workers will be employed.</p> <p>For replacing the earth wire different groups can work at different locations simultaneously. On working group consists of about 8 people.</p>	Local population shall have employment priority for all works that have to be executed (skilled and unskilled workers).

Impact of/on	Extent of impact	Description	Comments and mitigation measures
Power Supply of Population	■	Power cuts during construction	Shut down periods shall be scheduled preferably to summer period when the power demand is low. A plan shall be developed how to ensure the power supply for the population. If power supply is not possible at any time, the population shall be informed in advance (one week before) about the power cuts. These power cuts shall be kept as short as reasonable feasible. They shall be synchronized with needed power cuts in regards of replacement of the earth wire at the high voltage lines to minimize the total hours/days of power cuts caused by the entire Project. If possible, the power cut should be synchronized between replacement of the earth wire and rehabilitation measure in substations (e.g. between Shinuhayr and Agarak). This will minimize the total time of power cuts.
			At the moment it is unclear whether the replacement of the ground wires will take place under load or not. If the replacement of the earth wire will be done under load, the incurring risks for worker's health and safety need to be considered and safeguards has to be respected. If the replacement works are carried out only when the power is shut down (as it is international practice), the impacts of power cuts during replacement works need to be considered. If long-term power cuts will occur, the affected population will need to be informed as necessary measures for alternative supply must be taken. A determination of critical locations where no sufficient alternative power supply can be assured will necessitate a more detailed assessment. Use of groups of workers (approx. 8 workers each) as much as possible for replacing the earth wire. Different groups can work at different line sections at the same time what will accelerate the finalization of the works and minimize the time of power cuts. Works to be synchronized with works at S/S Shinuhayr (see above).
Nuclear Power Plant Safety	Assessment not possible	Power cuts during construction	EPSO/HVEN and the construction contractor will have to inform the authorities responsible for the safety of the nuclear power plant in advance about any planned power cut or immediately in case of a spontaneous / accidental power cut during construction works. It is recommended to develop a detailed risk analysis and to set up an effective emergency plan to exclude any risk for the power supply of the nuclear power plant during construction.

Table 5-3: Impact Assessment during the construction phase under consideration of possible mitigation measures

Extent of impact:

- = high negative
- = medium negative
- = low negative
- = nil
- +
- ++ = regionally positive

5.4 Operation Phase

Impact on/of	Extent of impact	Description and comments	Mitigation measures
Landscape	○	There will be no changes in the visual appearance of the region compared to the present status.	
Seismic activities	■	The Investigation area is located in a seismically active zone (see Chapter 4.3)	The design of buildings etc. considers the specific requirements to the seismic situation
Wildlife / Protected Areas	○	No changes compared to the present situation.	Any tree cutting during maintenance of the OHL within the Arevik National Park Area will be subject to permission and supervision of the park management. This maintenance activities will be take place in the already existing RoW and will have the same extent as before.
Soil/Water Resources	+	The situation will be improved by installation of new drainage systems in the substations.	
Cultural and Historical Sites	○	No changes compared to the present situation.	
Climate Change	○	The operation of the Project will not have any effect regarding climate change. Vice versa, the climate change will not impact operation of the Project.	
Workers' Safety	+	The situation will be improved by better illumination in the new control buildings and a better illumination outside the substations	
Electric and Magnetic Field: Workers' Health	■	Workers might be exposed to high electric and magnetic fields at their workplaces	By using state-of-the-art technology the strength of magnetic and electric fields will be reduced compared with the actual situation. The 'Regulations (rules) of technical safety for exploitation of electrical equipment' provides a good basis to ensure a safe work place (see Chapter 4.9.7, however, there is no EMF meter available at HVEN.

Impact on/of	Extent of impact	Description and comments	Mitigation measures
Electric and Magnetic Field: Population	○	From similar projects it can be stated that the relevant internationally accepted limit values for the public will not be exceeded	Provide HVEN with EMF metering devices. After having measured the EMF around the substation execute an awareness campaign explaining the population about effects of EMF on human beings, limit values and the results obtained by the measurements. By using state-of-the-art technology the strength of magnetic and electric fields will be reduce compared with the actual situation.
Noise Aspects	○	There will be no additional noise generation in future at the substations or along the transmission lines.	
Air Quality	■	SF ₆ is a strong greenhouse gas. SF ₆ insulated circuit breakers will replace oil containing ones.	Automatic leak detectors will be installed. A record of the status of SF ₆ filling in the generator circuit breakers will be kept. Handling of SF ₆ will be done according to internationally applied standards (see Annex 11.7)
Fire Protection	+	The fire protection equipment will be improved	Between new auto transformers fire walls will be erected at switchyard Agarak-2
Socio-economic Aspects	++	The Project will result in a more reliable power supply within Armenia. An increased stability of the electricity supply, especially if a raising demand is expected, is a locally positive impact of the Project.	It is not expected that more employment will be created during operation.

Table 5-4: Impact Assessment during the operation phase under consideration of possible mitigation measures

Extent of impact:

- = high negative
- = medium negative
- = low negative
- = nil
- + = locally positive
- ++ = regionally positive

5.5 Contractor's HSE Obligations

5.5.1 General HSE targets and objectives

The Health, Safety and Environmental (HSE) targets of the Project are:

- zero accidents
- no hazardous situations to the environment and to the public
- no harmful spills to the environment
- the promotion of welfare and health issues
- the development of a sound working environment; and
- the integration of the local community.

Considering the defined HSE targets, the HSE objectives for the Project are:

- to design overhead lines and substations that are intrinsically safe, a healthy place to work in and have an as low as reasonable practicable impact on the environment;
- to execute the erection, construction and commissioning and to initiate the start-up of the overhead lines and substation operation without health or environment related incidents and to form the basis for a safe operation and maintenance
- to comply with the applicable laws and regulations.

5.5.2 HSE organization

In order to reach the general objectives given above, the Contractor shall develop, implement and operate an HSE Management System (HSEMS). This HSEMS is based on the generally existing HSE policy and goals of the Contractor and on an HSE Management Plan that has to be specifically developed to this Project by the Contractor. This plan shall give all measures how to meet the outlined HSE targets and goals.

The Contractor shall determine persons being responsible for all HSE issues on all construction site(s). These HSE officers in charge shall prepare monthly records of all HSE relevant incidences (e.g. worker's fatal and non-fatal accidents), and keep an employment record giving name, age etc. of employed workers. The HSE officers will be responsible for keeping a high health and safety standard at the construction sites as wearing helmets, providing workers with ear protection devices, ensure that workers are belted during working at height etc. They will also be responsible for regularly teaching of workers in first aid, how to work under high voltage etc. These HSE officers will also take care that all sub-contractors follow this good HSE practice at the construction site(s). A monthly report shall be prepared and submitted to the Project owners (IA's) and to the Project Implementation Consultant (PIC).

Following key tasks shall be considered by the contractor in order to meet the targets and objectives as defined above:

- build up an HSE team with all project team members as part of coordination meeting (s)
- perform HSE training presenting all relevant governing documents and applicable legislative requirements related to HSE
- implement measures to meet all risk acceptance criteria and HSE objectives defined for the OHL and substation project
- implement HSE requirements in all requisitions/subcontractors;
- implement HSE requirements in all supply contracts
- set-up and maintain HSE evaluation and decision making system;
- define and implement all HSE permit requirements
- implement an office safety and clean desk policy
- prepare an emergency preparedness and response plan.

The main focus of HSE during construction is the preparation and consideration of a site-specific HSE plan to be prepared by the Contractor and to be submitted to the Employer (PIC) for approval prior to mobilization. This HSE plan shall:

- consider the HSE targets and objectives defined above
- cater for the full scope of Contractor's work, including what is done by his subcontractor
- provide all procedures required for performing HSE tasks that are inherently harmful and/or hazardous, e.g. performing excavations and trenching, confined space entry, work at heights, lifting/ hoisting operations, working with hazardous, dangerous or flammable material or goods, working under high voltage etc.

Any deviation to the HSE requirements must be reported in writing to the Employer (PIC) for approval. The Contractor shall be responsible for promoting HSE awareness among his employees as well as those of his subcontractors, suppliers, visitors, and persons delivering materials and equipment.

5.5.3 Specific HSE requirements during construction (work and public safety)

The following requirements are the minimum requirements with respect to HSE at the construction site. Others duties of the contractor as the development and implementation of a Traffic/Transportation Plan are given above an in Chapter 9. The employer shall have the right to extend these HSE requirements in case of the needed actions to fulfill the HSE targets and objectives:

- Regarding the influx of construction workers, specific attention shall be paid to Sexually Transmitted Diseases (STD)—or Sexually Transmitted Infections (STI) in general and HIV/AIDS in particular. An awareness program shall be developed and communicated to all workers. This program might also include the provision of condoms for all site staff and labor as appropriate and provide an STI and HIV/AIDS screening, diagnosis and counselling.
- The Contractor's approved HSE plan will be the only applicable and valid HSE plan at site outlining and specifying details regarding HSE. Separate subcontractor or supplier's HSE company policies, HSE management systems or HSE plans are not acceptable at site.
- No personnel or employees are allowed to perform works, tasks or operations which they are not specifically trained and certified to perform. All works will be subject to work permits. No works are allowed to perform without an applicable and valid permit to work.
- At arrival of any personnel on site the Contractor shall secure that they have or will get the required training / certification before any works, tasks or operations are assigned.
- The Contractor shall ensure that his own, his subcontractors' and suppliers' personnel at all times follow all site specific HSE rules and requirements whenever they are present on site.
- The Contractor shall ensure that first aid kits including "eye washers" are available at all work locations and that first aid kits are complete at all times. The Contractor shall ensure that at least one defibrillator will be available on each construction site.
- If applicable, the Contractor shall inform himself about the potential presence of poisonous animals and take all required precautions to avoid accidents.
- The Contractor shall ensure that his personnel have passed an elementary first aid training including cardiac arrest treatment.
- The Contractor shall ensure that safety goggles are handed out and are worn by all employees or personnel at all times at working places. Hard hat, safety footwear, working gloves and protective outer clothing suitable for the local climate conditions shall be worn at all working locations. Hearing protection shall be worn in all areas with noise levels at or above 80 db(A).
- All electrical hand tools, extension cables, transportable generators, other non-permanent electrical equipment etc. shall undergo short circuit checks by a certified and registered electrician minimum per every three (3) months, prevailing national or international rules.
- Use of drugs and alcohol is strictly prohibited when working or being present on site. Personnel reporting for work that are under the influence of alcohol and/or drugs shall be denied access to site. In such cases, the Employer expects the Contractor to intervene with appropriate measures according to Contractors' terms of employment in order to prevent recurrence. However, the Employer reserves the right to deny continued access to site to such person(s) without further notice if the site safety and security in any way otherwise is felt threatened.

The implementation of the HSEMS System and the follow up of measures as derived from the IEE to the Project shall be regularly monitored by the Project Implementation Consultant in cooperation with the Project's owner HVEN/EPSO. This monitoring is supported by an internationally experienced specialist who will supervise the construction site about twice a year and report to ADB.

6. Analysis of Alternatives

There is no alternative to this Project if the future power supply in Armenia shall be maintained. There are fourteen 220 kV substations in Armenia within the balance of HVEN. From these fourteen substations Kamo, Vanadzor-2 and Alaverdi are already fully rehabilitated and Gyumri-2 is currently under rehabilitation (all of them under KfW financing). Asjnak and HaghTanak are partially rehabilitated (World Bank), negotiations for full rehabilitation are currently performed with various IFIs.

The substations (Shinuhayr and Agarak-2), are already partially refurbished with World Bank funding. Consequently, the full rehabilitation has still to be done and is without alternative with respect to future power supply of the population.

The same applies to the SCADA system. If the control system for the national grid shall be build up in a really proper way these OHLs have to be fitted with optical earth wires to complete the system.

7. Information Disclosure, Consultation, and Participation

The ADB policies require that public consultations are held during development of an EIA/IEE. According to these policies, Fichtner's environmental and social specialists, together with the national environmental consultant, held meetings in municipalities nearby the substations Shinuhayr and Agarak.

The municipality at Yerevan city was consulted and informed about the Project. In addition, waste disposal possibilities at Armenia were discussed there. During these meetings NGOs did not participate. At Yerevan NGO's as Aarhus Center Armenia, WWF, NGO Forum on ADB have been consulted and informed about the Project (Record of Meetings see Chapter 11.1).

During the visits of the substation workers were also interviewed to hear their personal view of living and working conditions related to substations and power supply.



Photo 7-1: Discussion at a substation

Major concerns at the substations were the missing illumination outside the substations and inside the buildings. Proper heating systems and air conditioning system to adjust the temperatures in the very cold winters and the hot summers are not installed

One person reported about health problems of her husband (high blood pressure, nervous and stomach problems) what she associated with the issue 'electric and magnetic field' at the work place. Other citizens raised the same issue in relation to the numerous high voltage power lines crossing their fields. They were also concerned that EMF might be hazardous to bees and to their livestock.

Solid and liquid waste management are considered being priority issues in all of the municipalities of the investigation area and considered as one of the main environmental impact in general. There are no proper waste disposal sites at all, the waste is just dumped and burned with smoke and odor emissions annoying the citizens very often.

Public hearings in villages located in the investigation area were conducted in March 2014. Following main concerns/issues were raised: (i) it is expected that the Project will contribute to an improvement of reliability and sustainability of power supply in Armenia, (ii) a certain job generation for unskilled people living around the substations at least during construction period should be possible, (iii) concern was expressed that agricultural land will be damaged around the towers during replacement activities of the ground wire. A grievance redress mechanism did not work in reality in the past. This should be supervised during construction very carefully (iv). New waste disposal areas shall not be created during the construction activities, existing illegal landfill sites shall not be used, prior the start of construction a proper waste management plan shall be prepared and implemented by the construction contractor (see Annex 11.11).

Considering some parts of the 220 kV Shinuhayr-Agarak (Meghri-1(2)) overhead line (OHL) is running along the edge and inside of the Arevik National Park¹⁰, consultations with concerned authorities on possible environmental impact and mitigation measures were conducted during 14-16 April 2014.

After consultations with the Ministry of Nature Protection (MNP) it was learned that the target organization for consultation purposes is Zangezur Biosphere Complex state non-commercial organization (ZBC SNCO), a newly established organization under the MNP, which was formed by uniting Shikaokh National Reserve and Arevik National Park. ZBC SNCO is responsible for management and protection as well as for preservation of ecosystems of the mentioned territories, hence, serving as the key stakeholder for consultation process. ZBC SNCO and local HVEN branch were informed the advantages of the proposed stringing technology that will minimize impact on the park's ecosystems due to utilization of small trucks and limited access to towers (only angle towers will be approached, hence no need to approach suspension towers in between) through already existing roads in the park territory. It was also mentioned that no parking and maintenance of machinery and trucks will be organized on the territory of the park as well as all domestic and other type of waste will be immediately collected and removed to the sites located outside of the park. At this consultation stage only general provisions of the project were introduced, whereas, more detailed information on project activities will be available after completion of the detailed project design which is subject of environmental impact assessment in accordance with the requirements of the national legislation.

¹⁰ The Arevik National Park is located on the territory of the Syunik Marz (region) in the south of Armenia.

Management of the ZBC SNCO supported proposed Power Transmission Rehabilitation project and presented EMP. They have raised some point which refers to the implementation of the EMP, in particular doubt regarding possibility of transportation of stringing equipment and OPGW drums on small trucks. They have also asked for proper mapping of the existing alignment of OHL and towers on the park's map. It was proposed to discuss those issues at the time of detailed design preparation when more detailed technical specifications as well as detailed information on stringing technology and method statement will be available. It was also proposed that development and finalization of the detailed technical design will be performed in consultation with ZBC SNCO. Cadastral survey and mapping of OHL and Arevik National Park should be carried out. A site-specific environmental management plan (SEMP) will be developed and approved by HVEN and EPSO before construction work commences, in consultation with ZBC SNCO and the staff on the Arevik National Park. ADB will facilitate the ZBC SNCO during preparation of the detailed design and SEMP.

The Head of Arevik national park mentioned that borders of the park are still to be clarified and no exact map exists at this stage. In case of funding, ZBC may provide assistance in cartographic works. Regarding possible scope of cooperation, the Head of Arevik National Park mentioned that park's staff will brief contractor and its workers and drivers on special requirements and procedures of works on the territory of the park, as well as provide appropriate specialists to guide and supervise construction works. The Head of Arevik National Park supported proposed Power Transmission Rehabilitation project and presented EMP.

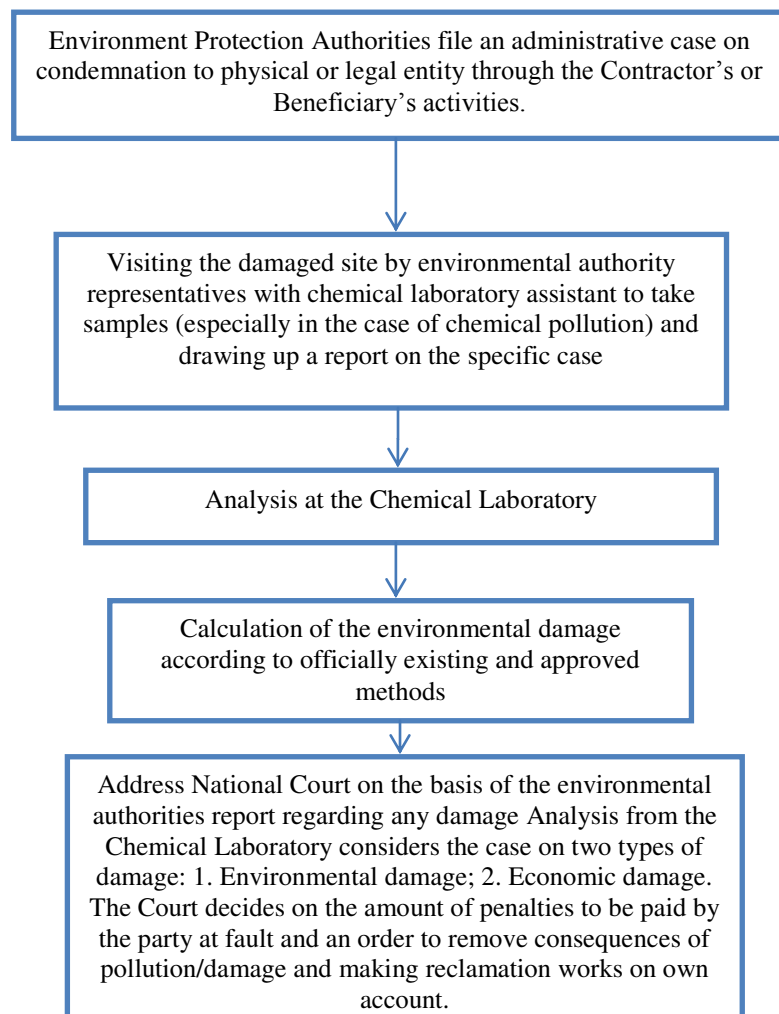
In summary, the authority of Arevik National Park confirmed that the proposed mitigation measures are acceptable and should be sufficient. HVEN CJSC and EPSO CJSC will have further discussions with the authority at the project implementation stage to ensure all mitigation measures being conducted as envisaged. (see Annex 11.12).

8. Grievance Redress Mechanism

In the course of the construction process, people affected by the Project may suffer from accidental negative impacts or feel otherwise treated unjustly. This might happen for various reasons: the contractor does not adhere to sound construction principles, health hazards were incidentally produced, working conditions are found unacceptable, unexpected downstream impacts / environmental pollution were incidentally produced, damages to individual property are not paid for or misunderstandings have arisen and so forth.

Two scenarios can be distinguished:

- a) accidental environmental pollution (i.e. oil spills),
 - b) individual grievances related to damage of health, property or other complaints (i.e. un-compensated disturbances (damages, noise, odor etc.).
- a) In case of **accidental environmental pollution** the local / national environmental authority will have to be directly informed and legal procedures started.



- b) In the case of **individual grievances or disagreement** with procedures of consultation, notification or valuation, people are encouraged to lodge their complaints with the responsible grievance redress mechanism. The rationale behind is that people can get their problems solved and grievances redressed in a timely and effective manner without directly addressing the court. APs should be able to use a variety of channels to access the GRM.

Current Practice

In current practice HVEN buys terrain or establishes servitude agreements (no purchase of legal land title), i.e. for access roads a servitude agreement is made. Land is only bought for permanent use in case of tower construction if it is private land.

According to the national legal framework, official valuation and compensation is made according to cadastral value and mutual agreement is reached. As the agreement is mutual, there is no precedence of taking an issue to court, but the possibility to go to court exists.

Should there be complaints, they need to be addressed to HVEN general director, who delegates a person in charge to solve the issue on regional branch level. There are no experiences with grievances, according to HVEN no person has ever regretted.

Organization in charge of agreements is the Energetic Objects Construction administration.

Recommendations

According to ADB Accountability Mechanism an effective mechanism to address the grievances of people adversely affected by ADB-financed projects and ensure compliance with ADB operational policies and procedures is fundamental to equitable and sustainable development (ADB AM, 2012). However, especially vulnerable people do often not have sufficient trust in institutions and experiences with official complaints to voice them, which makes additional efforts in grievance redress necessary.

In order to ensure compliance with ADB guidelines the existing grievance mechanism of HVEN needs to be formalized and made more accessible to AP. Outreach activities should be conducted aimed at making the GRM better known and understood by APs.

A grievance committee will have to be established. Members of the grievance committee will be the construction contractor, HVEN/EP SO and local administration. The environmental authority in charge and civil society, including a lawyer/ legal assistants for APs (i.e. Aarhus Centres) will be charged with regular monitoring of grievances redress. An external survey (through an NGO) among APs is recommended. A budget for monitoring will need to be included in the CC budget.

The main objectives of mediating conflicts and having a grievance redress mechanism are to:

- a) reach mutually agreed solutions satisfactory to both the Project and the PAP
- b) cut down on lengthy litigation processes; and
- c) prevent delay in project implementation.

Set-up of Grievance Committee:

The contractor is obliged to carry out the work in accordance with the contractual requirements that include:

- a provisional sum for grievance redress
- a person of staff responsible for grievance procedure (including first contact, periodical site visiting of mitigation measure to be implemented by contractor, record keeping of filed complaints and follow up, periodic reporting)
- a telephone line, e-mail address and contact name on project information boards.

During consultation procedure the AP shall be notified orally or in written form about their rights and the procedure of complaints introduction. The grievance mechanism has to be locally implemented at the level of village institutions and local self-government. Distribution of leaflets as well as putting up information boards are an effective way of distributing information including contact addresses and telephone numbers to be contacted. A professional attitude to accept complaints in a friendly manner and offering all possible help is a crucial qualification for the staff charged with grievance collection. A grievance survey in potentially affected villages will be most beneficial to raise project acceptance within the local population. Lodging complaints and grievance resolution must be cost free for APs.

In a first step, complaints resolution will be attempted at the community level in a negotiation procedure with an informal mediator and community authorities. If the grievance persists, a grievance form can be submitted at the responsible committee under the responsibility of the authorized body / HVEN/EPSO. The committee then decides whether to settle or go to court. The decision has to be taken within 15 days. In case of failure of the grievance redress system, the APs can submit their case to the appropriate court of law.

The contractor will be responsible to include a social (and gender) specialist to:

- coordinate the grievance redress procedure
- arbitrate grievances with contractor, AP and local administration / community leader
- liaison with relevant Ministries
- liaison with the court
- documentation of all grievances and resolution procedure.

Community leaders will act as informal mediators in case of complaints. However APs have the option to choose a different representative or directly liaison with the HVEN/EPSO staff, designated for grievance redress. All grievances and their resolution process shall be documented.

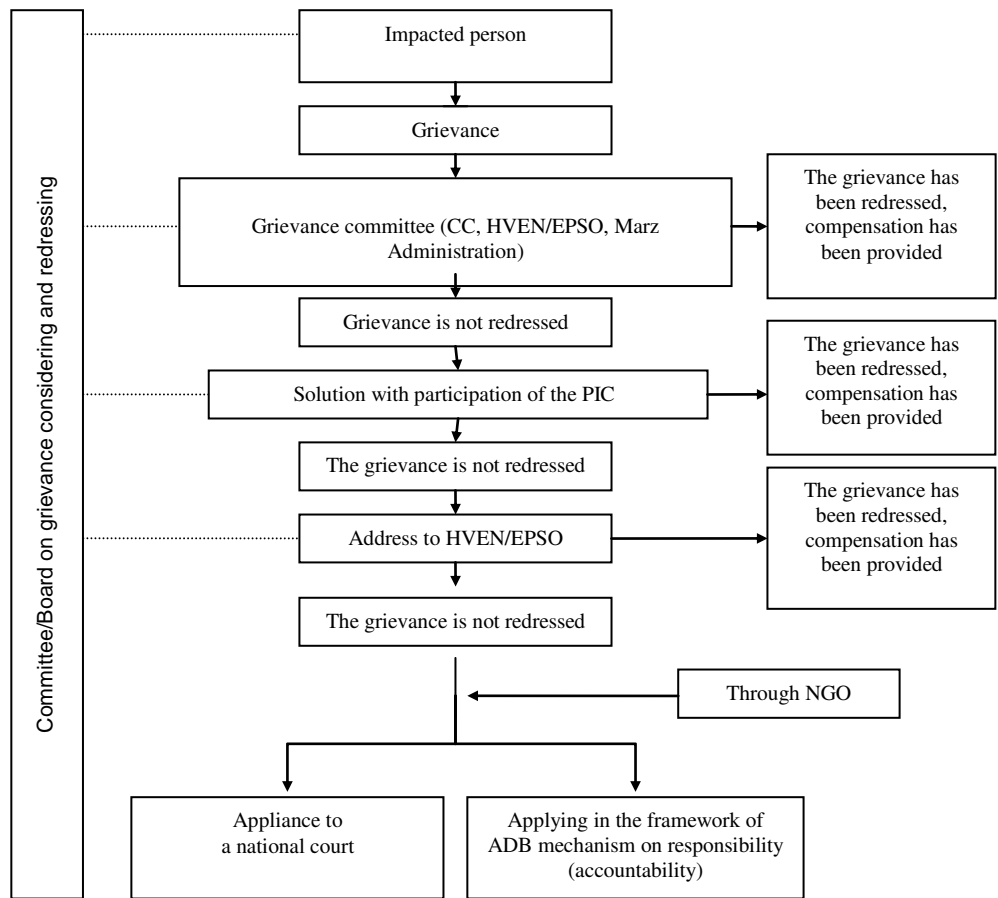
NGOs will monitor grievance redress negotiations, assist with grievance arbitration, raise public awareness. APs need to be informed that in case of problems with the local administration they can address NGO staff or the construction supervision consultant to follow up their complaint.

The aggrieved person is encouraged to proceed in the following way:

- a) Contact CC's designated grievance staff / grievance committee representative during periodical site visits in person or via designated telephone number or via the community leader or NGO staff.
- b) Lodge complaint and provide information on the case.
- c) Agree with the CC on specific mitigation measure.
- d) Agree with the contractor on time limit for grievance settlement. Grievances have to be settled within two weeks, or as otherwise specified in scheduled agreement.
- e) Sign if the mitigation measure has been implemented as agreed.
- f) Seek redress from HVEN/EPSO if not satisfied with the above mentioned procedure.
- g) Involve appropriate NGOs or construction supervision consultant to liaison with HVEN/EPSO and constructor
- h) Seek redress from ADB if not satisfied with response by HVEN/EPSO
- i) Seek redress from court if all else fails.

All efforts will be made to settle the issues at the PIU level through community consultation. If not, possible attempts will be made to resolve the issues at the PGCC level to avoid the judicial process and minimize litigation as much as possible. All complaints and resolutions will be properly documented by the PIU and be available for review and monitoring and evaluation purposes.

Grievance Redress Chart:



The grievance mechanism is designed to avoid lengthy court procedures, but does not limit the citizen’s right to submit the case straight to the court of law just in the first stage of grievance process.

The Asian Development Bank (ADB) is not directly a part of the grievance procedure but shall receive reports, which complaints were received and how they have been followed up / mitigated.

The constructor shall include the provisions for the grievance mechanism and monitoring of the GRM in his budget.

9. Environmental Management Plan

9.1 Rehabilitation of the Substations (Responsibility of HVEN)

The biggest threat arising from the Project is the generation of potentially hazardous wastes as used oil, old batteries and scrap metals (see more details in Chapter 5.2). As described in Chapter 4.10, the waste management situation in Armenia is very poorly developed and recycling possibilities simply not exist at present. At the moment no possibility to deposit hazardous material in a proper way or to recycle any raw material are available.

However, as revealed during numerous discussions with official authorities and private enterprises it became obvious that first developments to strengthen the waste disposal and recycling capacities in Armenia are on the way. Thus, as discussed in Chapter 4.10, ELBA, a battery manufacturing company, is planning to construct a recycling facility to recycle the sulfuric acid for re-use or to neutralize it and melt the lead for re-use in new batteries in near future.

Because there are no storage and recycling facilities developed in Armenia it is generally recommended to store the wastes being generated by the rehabilitation measures on site until proper storage or recycling facilities are developed. At present it makes no sense to transport these wastes to somewhere and to store them there. After some years these wastes have to be transported again to the final recycling facilities.

In case of selling these wastes for recycling/reuse purposes it has to be ensured that only licensed companies take over the material. It shall not to be sold to individual private people.

These storage sites at the substations shall be big enough also to cover all other wastes already stored on site at present. For example, used oil is just stored somewhere at the substation site using old discarded equipment as storage tanks (see Photo 9-1 and Photo 9-2). There is space enough for constructing such storage areas at each of the inspected substations.



Photo 9-1: Discarded equipment is used for storage of old and/or spare oil. This old equipment is often leaking.



Photo 9-2: Discarded equipment is used for storage of old and/or spare oil. This old equipment is often leaking.

9.1.1 Storage of used/ refined oil

The analyses for PCB revealed that the oil in transformer/circuit breakers is not polluted with PCB (see Chapter 4.11). Thus the oil can be reused after physical cleaning. For this, the used oil shall be tested for its physical properties and if it is suitable for re-use it shall be refined. This can be done on-site e.g. by “Hydroelectromontagh” CJSC, a company which is running mobile cleaning devices and which has done such oil refining since decades.

During the site survey of Fichtner’s environmental specialist, oil samples having been taken could not cover all equipment for different reasons that is intended to be replaced within the rehabilitation Project. Despite the fact that the result obtained so far indicated that there is no PCB problem occurring at the substations investigated, it is recommended that all oil shall be tested by the contractor prior its storage. The PCB test should be supervised and verified by the PIC for each substation.

Test results and associated certificates will be submitted to the local environmental authorities and included in environmental monitoring reports submitted to ADB.

This can easily be done also by non-trained persons by using e.g. the Analyzer L2000 DX manufactured by Dexsil Corporation, U.S:A.¹¹

The contractor has to ensure that no oil pollutes the soil. For that, the area of the collection site shall be concreted and fitted with a bund that not any oil can reach the soil. This area shall be monitored continuously during taken over the oil visually that not any oil reaches non-concreted parts and pollute the soil. In case of danger the action has to be stopped immediately and appropriate measures have to be applied.

It is recommended that at Shinuhayr substation site (at switchyard Agarak-2 no oil containing equipment will be replaced.) an area shall be prepared where the old oil can be stored safely. This area shall be sealed and surrounded with a concrete bund to exclude soil/groundwater pollution even if the tanks are leaking. The place shall be roofed to minimize corrosion of the tanks.

For oil storage special tanks shall be used. These tanks shall be double walled and fitted with suitable possibilities to take out the oil for reuse purposes. The dimension of the tank(s) shall be big enough to take over the intended 50 t but also for future intentions. Calculating 50 t = ca. 55,000 liter = 55 m³ a tank or tanks of total 75 m³ will be necessary. It is recommended to use several tanks of about 25 m³ to reduce the risk in case a tank starts leaking.

9.1.2 Storage of old batteries

The storage of oil batteries shall be done on both substation sites.

The storage shall be done using existing facilities at the substations where already old batteries partly are stored. The batteries shall be stored in a way that access is possible to single batteries in case they start to leak. Stock piling of batteries has to be avoided. The room shall be fitted with an effective ventilation system in case sulfuric acid leaks from the batteries.

9.1.3 Storage of scrap metals

The storage of metals like iron/steel and copper shall be done on a graveled area on the substation sites.

¹¹ http://www.dexsil.com/products/detail.php?product_id=13

9.1.4 Financing

Beside others, all these mitigation measures as discussed in the Chapters 9.1.1, 9.1.2 and 9.1.3 are listed in the following tables (including needed monitoring measures) giving responsibilities for implementation and a cost estimate. These measures will be an activity of this rehabilitation Project and shall be financed under the loan (summarizing costs of all environmental management measures are given in Chapter 9.1.11).

9.1.5 Mitigation measures

Project Stage	Project Activity	Potential Environmental Impact on/by	Proposed Mitigation Measure (for more details see Chapter 5.3)	Institutional Responsibility	Cost Estimates
Construction	Replacement activities, refining of used oil	Possible pollution of water resources with oil	Regular maintenance of machines and trucks The cleaning of used oil shall be done at sealed areas.	CC HVEN	Included in construction cost
	General activities	Generation of domestic waste	Domestic waste of the workers will be collected at the substation sites taken to an official dumping site nearby the substations.	CC	Included in construction cost
	Replacement of old equipment at substation sites	Oil waste	Refining by e.g. Hydroelectromontagh” CJSC ¹² on-site; provisions shall be taken not to pollute soil/groundwater; storage in suitable tanks and at proper areas at substation site (Chapter 9.1.1) including storage of already existing oil on site. Only at s/s Shinuhayr.	Fichtner (tender documents) CC	Refining of about 50 tons in total: 25,000 USD¹³ Tanks and preparation of storage site: 50,000 USD⁹
		Batteries	Storage of batteries in existing facilities at the substations where already old batteries are stored (see Chapter 9.1.2). The buildings shall be rehabilitated and fitted with a proper ventilation system.	Fichtner for preparing the tender documents CC	20,000 USD⁹
		Steel and copper waste	Storage at proper areas at substation site (see Chapter 9.3) including storage of already existing scrap metals at substation site.	CC	60,000 USD⁹

¹² www.armhem.am. See also letter given in Annex 11.10.

¹³¹³ Includes the rehabilitation of all eight substations (Stage 1 and Stage 2)

Project Stage	Project Activity	Potential Environmental Impact on/by	Proposed Mitigation Measure (for more details see Chapter 5.3)	Institutional Responsibility	Cost Estimates
		Ceramic waste and other construction debris	These wastes are chemically inert material and can be used as land-filling material after consultation with the local communities.	CC	Included in construction cost
	General construction activities	General Worker's Health and Safety	Develop a Health, Safety and Environmental Management Plan (HSE Plan) to the construction activities and implement the resulting Health, Safety and Environmental Management System (HSEMS). Specific issues: handling of oil, working under high voltage conditions. (see Chapter 5.3 and 5.4.1).	CC HVEN	Included in construction cost
		Employment	Local population shall have employment priority for all works that have to be executed (skilled and unskilled workers).	CC	Included in construction cost
		Labour conditions	CC shall comply with national labour laws and international core labour standards	CC	Included in construction cost
		Snakes	The possible occurrence of poisonous snakes has to be considered during working. The workers shall be aware of this danger and careful working e.g. when opening old ducts etc. is required (wearing of protecting clothes e.g. thick gloves).	CC	Included in construction cost
		Noise emission directed to workers	All workers shall be fitted with ear plugs and ear protection devices.	CC	Included in construction cost
		Noise emission directed to the population	Good management will avoid needless truck movements; no truck movements in inhabited areas between 22:00 and 6:00.	CC	Included in construction cost
		Spilling oil/fuel	Good maintenance of machines/trucks	CC HVEN	Included in construction cost
		Air pollution by heavy machines and trucks	Good maintenance of the machines and truck will reduce exhausts	CC	Included in construction cost

Project Stage	Project Activity	Potential Environmental Impact on/by	Proposed Mitigation Measure (for more details see Chapter 5.3)	Institutional Responsibility	Cost Estimates
		Residential area	Consulting of communities prior start and during of construction works Develop a Traffic/Transport Management Plan (for more details see Chapter 5.3)	HVEN	Included in construction cost
	Installation of SF ₆ containing circuit breakers	Air pollution	Following internationally applied standards (see Annex 11.7).	CC	Included in construction cost
	Rehabilitation measures at substations	Power shortages for Population	Keep shut down periods as short as possible. Inform the population in advance	HVEN	Included in construction costs
	Replacement of earth wires	Nuclear Power Plant Safety	Develop an emergency plan to ensure power supply for nuclear power plant in any case	HVEN	

Table 9-1: Mitigation measures and their management for the construction phase

Project Stage	Project Activity	Potential Environmental Impact on/by	Proposed Mitigation Measure	Institutional Responsibility	Cost Estimates
Operation	Operation in a seismic zone	Earthquake	The specific seismic zone is considered in the design. The CC has to construct buildings etc. considering these design features	Fichtner (responsible only for design) CC (responsible only during construction phase)	Included in construction costs
	Operation	Exposure of workers at substation to electric and magnetic fields	EMF measurements after having finalized the rehabilitation measures at different workplaces when the substation is under full load. Marking of areas with high field strength according to the national requirements discussed in Chapter 4.9.7	HVEN	Purchase of an electric and magnetic metering system: 5,000 USD Training by PIC Measuring by trained own personal
		Exposure of population to electric and magnetic fields	EMF measurements after having finalized the rehabilitation measures along the fence line of the substations when the substation is under full load. Awareness campaign to explain the population what EMF is, what the measured values are in relation to internationally accepted limit values etc..		
	Running of SF ₆ containing circuit breakers	Air pollution	Handling according to international standards (see Chapter 11.7).	HVEN	Included in operational costs
Operation	Transformer fire	Between or at new transformer s foreseen in switchyard Agarak-2 fire walls will be erected to prevent spreading of fire in case of an accident	Fichtner (responsible only for design) CC (responsible only during construction phase)	Included in operational costs	

Table 9-2: Mitigation measures and their management for the operation phase

9.1.6 Monitoring Measures

9.1.6.1 Construction Phase

Project Stage	Monitoring measure	Parameters to be monitored	Location	Measurement	Frequency	Responsibilities	Cost Estimates
Construction	In general, ensure that mitigation activities are implemented and executed	All mitigation actions as given in the Chapters 5.3 and 9.1.5	All construction sites	Through audits by: <ul style="list-style-type: none"> • Site visits • visual inspections • interviews • record of findings 	About once a year by an internationally experienced auditor Regularly during construction by Project Implementation Consultant (PIC) ¹⁴	Project Implementation Consultant (PIC) and HVEN 'Safety Engineering and Reliability Service'.	100,000 USD
	Chemical analysis	PCB in oil	In all oil containing equipment that will be replaced	E.g. using the Analyzer L2000 DX manufactured by Dexsil Corporation, U.S:A ¹⁵¹⁶	Once before refining and/or storage	Contractor Supervised by the Project Implementation Consultant (PIC) Reported to HVEN and local environmental authorities	15,000 USD including needed chemicals

Table 9-3: Monitoring measures for the construction phase

¹⁴ The PIC shall hire part time national and international environmental specialist experienced with hazardous waste management (see Chapter 9.1.8)

¹⁵ This kit can be used for analysing PCB concentrations very easily on site; the analyzer can also be handled by non-trained persons

¹⁶ http://www.dexsil.com/products/detail.php?product_id=13

9.1.7 Operational phase

Project Stage	Monitoring measure	Parameters to be monitored	Location	Measurement	Frequency	Responsibilities	Cost Estimates
Operation	Ensure that the electric and magnetic field is within the required limit values	Strength of electric and magnetic field	At workplaces within the substations and along the fence line	Strength of EMF	Once after having finalized the rehabilitation measures and when the substation is under full load	HVEN	Purchase of metering device, see Chapter 9.4. Performed by existing staff
	Ensure that no SF ₆ will be released	Fill level of SF ₆	Circuit breakers	Record of fill level	Automatically or in regular intervals as specified by the manufacturer of the equipment	HVEN	Performed by existing staff

Table 9-4: Monitoring measures for the operation phase

9.1.8 Implementation Arrangements

As stated in Chapter 4.9, the responsible department for dealing with safety and health issues relevant for workers at the substations is the ‘Safety Engineering and Reliability Service’ installed at the headquarters in Yerevan. This Service is running departments in regional branches (see Organizational Chart in Annex 11.8). Among others, this Service performs the yearly tests of workers at the substation sites regarding health and safety issues (see Chapter 4.9.2). However, environmental aspects are not covered by this Service.

Thus, HVEN as IA for the rehabilitation of the substations shall nominate a person who shall be responsible for the implementation of the Environmental Management Plan (EMP). In addition, a Project Implementation Consultant (PIC) shall be recruited being responsible, among others, for monitoring/supervision of the EMP implementation.

Within this PIC an environmental specialist (part time national specialists) shall be employed for the duration of the construction period of about 2,5 years. This specialists shall be a hazardous waste management expert and shall be able to review the technical specifications and operating procedures related to the waste management component (especially supervision of proper handling of old oil concerning PCB pollution). He shall also carry out the overall supervision of EMP implementation.

The PIC shall support and assist the ‘Safety Engineering and Reliability Service’ of HVEN with respect to implementation of the EMP. The specialists shall perform regular site visits (audits) and assist HVEN in their reporting duty (monthly monitoring reports). Aim is that all mitigation measures are implemented adequately. In case of discrepancies the specialists shall implement proper actions to establish compliance with the EMP. If this is not possible and if the discrepancy is considered to be severe, the person(s) in charge shall be empowered to stop the work immediately until compliance is achieved again.

The PIC will be responsible for conception and implementation of all monitoring activities during the construction phase and provide training to relevant staff of the operator in order to ensure that all monitoring activities for both the construction and operation phases can be executed in an appropriate manner.

This Consultant assignment will also include the update of the environmental management and monitoring plan (EMP) and detail environmental mitigation measures, if changes in the design occur.

Costs for remuneration, office, allowances, transportation etc. have to be considered. Given a total construction period for these measures of about 2,5 years the costs will sum up to approximately **60,000 USD**.

In addition, an internationally experienced expert shall audit the implementation of the EMP (about **40,000 USD**).

The reporting needs are discussed in Chapter 9.1.9.

9.1.9 Reporting

HVEN as Project owners shall prepare monthly Safeguard Monitoring Reports including the progress of the implementation of the Environmental Management Plan (EMP). HVEN/EPSO will be assisted by the Project Implementation Consultant (PIC) in this reporting procedure. These reports shall be submitted to HVEN and distributed to all involved departments including ADB. The reports shall contain all discrepancies from the EMP and list all HSE relevant incidents and accidents that occur during the implementation of the refurbishment measures. Based on these reports and on own construction site audits the Consultant (PIC) together with HVEN will prepare semi-annual performance and monitoring reports and submit them to ADB.

9.1.10 Training Needs for Hazardous Waste Management

PCB in old oil used in electrical installations represents a considerable risk for the health of workers and for the population in entire Armenia. Meanwhile data about the PCB load of oil used in Armenia are available (see Chapter 4.11). The analyses revealed that most of the oil can be considered to be PCB free, but some of the samples were positive with PCBs findings. Thus and having in mind the poor capacities in handling hazardous wastes in Armenia in general (see Chapter 4.10), a need to train responsible staff from HVEN and also from MENR (Ministry of Energy and Natural Resources) and from the Ministry of Nature Protection is identified. The content of such a training should comprises:

- What is hazardous waste?
- Under which conditions waste has to be considered to be hazardous?
- How to deal with hazardous wastes in general and with PCB in particular following international good practice?
- Analyzing of PCB using kits as e.g. for the Analyzer L2000 DX manufactured by Dexsil Corporation, U.S.A.¹⁷ (costs for Analyzer and kits are included in monitoring costs)
- Introduce for assessment internationally used limit values for different hazardous chemicals in air, soil, water.
- Possible disposal ways and others.

¹⁷ http://www.dexsil.com/products/detail.php?product_id=13

The costs for such a training session performed by an international hazardous waste manager would be around **50.000 USD**.

9.1.11 Summary of Costs for implementation of the EMP

Most of the costs for mitigation of the impacts during the construction period are included in the regular construction costs. Extra costs with respect to environmental mitigation are related to additional measures to ensure safe management of the oil wastes, as well as safe stockpiling of old batteries and scrap metals.

	Phase	Issue	Costs [USD]
Mitigation	Construction	Refining of oil	25,000
Mitigation	Construction	Storage of oil	50,000
Mitigation	Construction	Storage of batteries	20,000
Mitigation	Construction	Storage of scrap metals	60,000
Mitigation/Monitoring	Operation	EMF meter	5,000
Monitoring	Construction	Additional PCB analyses	15,000
Monitoring (2.5 years of construction)	Construction	Supervision of implementation of EMP including audits by an internationally experienced expert	100,000 ¹⁸
Training	Construction/ Operation	Hazardous Waste management	50,000
Sum			325,000
10% contingencies			32,500
Total			357,500

9.1.12 Tender documents

This Environmental Management Plan directed to the rehabilitation of the substations shall be integral part of the tender documents. The mitigation and monitoring measures shall be contractually enforceable clauses and relate to the bill of quantities and technical specifications.

¹⁸ PIC will be requested to provide detailed budget for environmental monitoring

9.2 Replacement of Ground Wires (Responsibility of EPSO)

Below needed mitigation and monitoring measures to the replacement of the existing ground wire by an optical ground wire are listed naming also responsibilities for implementation and giving a cost estimate. These measures will be an activity of this part of the rehabilitation Project and shall be financed under the loan (summarizing costs of implementation of the EMP are given in Chapter 9.2.5).

9.2.1 Mitigation Measures During Construction

Project Stage	Project Activity	Potential Environmental Impact on/by	Proposed Mitigation Measure (for more details see Chapter 5.3 and Annex 11.12)	Institutional Responsibility	Cost Estimates
Construction	Land Use	Damages of crops during replacement of earth wire	<p>The replacement of ground wire will take place at existing OHLs. Only existing maintenance roads will be used.</p> <p>Stringing in agricultural areas only during non-growing season.</p> <p>Using stringing technique as described in Chapter 3.5.2</p> <p>Take into account the concerns of population regarding improper compensation payments and improper grievance redress mechanism in the past (see Annex 11.11)</p>	<p>Fichtner (stringing technique fixed in tender documents)</p> <p>CC</p>	Included in construction cost
	Replacement of earth wire	Disturbance of wildlife, National Parks, Protected Areas	<p>Use of stringing technique as described in Chapter 3.5.2.</p> <p>Use strictly existing access as it is also used for maintenance purposes.</p> <p>Avoid cutting of vegetation and in particular of trees.</p> <p>If vegetation is effected replant and rehabilitate the area concerned in close cooperation with the National Park administration.</p> <p>The impacts on this park and on wildlife in general will be minimized since stringing will have no interference with the land in the RoW. Only access to angle towers with smaller trucks is needed, for access to intermediate towers a footpath is sufficient. The management of Arevik National Park (Zangezur Biosphere Complex ZBC) was consulted mid of April 2014. The requirements of the park management are given in Annex 11.12 and shall be considered during construction activities in the park area.</p>	<p>Fichtner (stringing technique fixed in tender documents)</p> <p>CC</p>	<p>Included in construction cost</p> <p>30,000 USD for National Park Administration for rehabilitation measures</p>
	General activities	Generation of domestic waste	Domestic waste_of the workers will be collected and taken to an official dumping site nearby.	CC	Included in construction cost

Project Stage	Project Activity	Potential Environmental Impact on/by	Proposed Mitigation Measure (for more details see Chapter 5.3 and Annex 11.12)	Institutional Responsibility	Cost Estimates
	Replacement activities	Possible pollution of water resources with oil	Regular maintenance of machines and trucks The cleaning of used oil shall be done at sealed areas.	CC EPSO	Included in construction cost
Construction	Replacement of earth wire	Old earth wire	Proper storage and reuse	CC/EPSO	Included in construction cost
	Replacement of earth wire	Spilling oil/fuel	Good maintenance of machines/trucks	CC	Included in construction cost
Construction	General construction activities	General Worker's Health and Safety	Develop a Health, Safety and Environmental Management Plan (HSE Plan) to the construction activities and implement the resulting Health, Safety and Environmental Management System (HSEMS). Specific issues: handling of oil, working under high voltage conditions.	CC EPSO	Included in construction cost
		Employment	Local population shall have employment priority for all works that have to be executed (skilled and unskilled workers).	CC	Included in construction cost
		Labor conditions	CC shall comply with national labor laws and international core labor standards	CC	Included in construction cost
		Snakes	The possible occurrence of poisonous snakes has to be considered during working. The workers shall be aware of this danger and careful working.	CC	Included in construction cost
		Noise emission directed to workers	All workers shall be fitted with ear plugs and ear protection devices.	CC	Included in construction cost
		Noise emission directed to the population	Good management will avoid needless truck movements; no truck movements in inhabited areas between 22:00 and 6:00.	CC	Included in construction cost
	General construction activities	Air pollution by heavy machines and trucks	Good maintenance of the machines and truck will reduce exhausts	CC	Included in construction cost

Project Stage	Project Activity	Potential Environmental Impact on/by	Proposed Mitigation Measure (for more details see Chapter 5.3 and Annex 11.12)	Institutional Responsibility	Cost Estimates
	Replacement of earth wires	Power shortages for Population Nuclear Power Plant Safety	Keep shut down periods as short as possible. Inform the population in advance Develop an emergency plan to ensure power supply for nuclear power plant in any case	EPSO Armenian Energy Network (owner of 110 kV lines)	Included in construction costs

Table 9-5: Mitigation measures and their management for the construction phase

9.2.2 Monitoring Measures

9.2.2.1 Construction Phase

Project Stage	Monitoring measure	Parameters to be monitored	Location	Measurement	Frequency	Responsibilities	Cost Estimates
Construction	In general, ensure that mitigation activities are implemented and executed	All mitigation actions as given in the Chapters 5.3 and 9.2.2	All construction sites	Through audits by: <ul style="list-style-type: none"> • Site visits • visual inspections • interviews • record of findings 	Regularly during construction by Project Implementation Consultant	Project Implementation Consultant (PIC) and responsible person of EPSO.	50,000 USD
	Monitor construction activities within the Arevik National Park	Disturbances of vegetation	OHL Shinuhayr – Agarak Arevik National Park	Visual inspections	Regularly during construction	National Park Management Zangezur Biosphere Complex (ZBC)	10,000 USD
	Rehabilitation of damages to vegetation during stringing of the earth wires	Replantation measures			After having finished the stringing in the National Park		

Table 9-6: Monitoring measures for the construction phase

9.2.2.2 Operation Phase

Any tree cutting during maintenance of the OHL within the Arevik National Park area shall be subject to permission and supervision of the park management (Zangezur Biosphere Complex ZBC). For more details see Annex 11.12.

9.2.3 Implementation Arrangements

EPSO as IA responsible for the replacement of the earth wires shall nominate a person who will be responsible for the implementation of the Environmental Management Plan (EMP). In addition, a Project Implementation Consultant (PIC) shall be recruited being responsible, among others, for monitoring/supervision of the EMP implementation. Cadastral survey and mapping of OHL and Arevik National Park should be carried out. A site-specific environmental management plan (SEMP) will be developed and approved by HVEN and EPSO before construction work commences, in consultation with ZBC SNCO and the staff on the Arevik National Park.

Within this PIC an environmental specialist (part time) shall be employed part time for the duration of the construction period of 18 months. The PIC shall support and assist EPSO with respect to implementation of the EMP. The specialists shall perform regular site visits and assist EPSO in their reporting duty (monthly monitoring reports). Aim is that all mitigation measures are implemented adequately. In case of discrepancies the specialists shall implement proper actions to establish compliance with the EMP. If this is not possible and if the discrepancy is considered to be severe, the person(s) in charge shall be empowered to stop the work immediately until compliance is achieved again.

The PIC will be responsible for conception and implementation of all monitoring activities during the construction phase and provide training to relevant staff of the operator in order to ensure that all monitoring activities for both the construction and operation phases can be executed in an appropriate manner.

This Consultant assignment will also include the update of the environmental management and monitoring plan (EMP) and detail environmental mitigation measures, if changes in the design occur.

Costs for remuneration, office, allowances, transportation etc. have to be considered. Given a total construction period for these measures of about 18 months the costs will sum up to approximately **50,000 USD**.

The reporting needs are discussed in Chapter 9.2.4

9.2.4 Reporting

EPSO as Project owner shall prepare monthly Safeguard Monitoring Reports including the progress of the implementation of the Environmental Management Plan (EMP). EPSO will be assisted by the Project Implementation Consultant (PIC) in this reporting procedure. These reports shall be submitted to EPSO Management and distributed to all involved departments including ADB. The reports shall contain all discrepancies from the EMP and list all HSE relevant incidents and accidents that occur during the implementation of the refurbishment measures.

Based on these reports and on own construction site audits the Consultant (PIC) together with EPSO will prepare semi-annual performance and monitoring reports and submit them to ADB.

9.2.5 Summary of Costs for implementation of the EMP

Most of the costs for mitigation of the impacts during the construction period are included in the regular construction costs. Extra costs with respect to ecological mitigation are related to measures within the Arevik National Park.

	Phase	Issue	Costs [USD]
Mitigation	Post-Construction/ demobilization	Rehabilitation measures (replanting) of vegetation in Arevik National Park	30,000
Monitoring (18 months of construction)	Construction	Supervision of implementation of EMP	50,000 ¹⁹
Monitoring	Construction	Impacts on vegetation in Arevik National Park	10,000
Sum			90,000
10% contingencies			9,000
Total			99,000

¹⁹ PIC will be requested to provide detailed budget for environmental monitoring

9.2.6 Tender Documents

This Environmental Management Plan directed to the activities for replacement of the existing ground wires by optical ground wires which is presented within this report shall be integral part of the tender documents. The mitigation and monitoring measures shall be contractually enforceable clauses and relate to the bill of quantities and technical specifications.

10. Conclusion and Recommendations

As it can be seen from Table 5-3 and Table 5-4 only some low negative impacts (after implementation of mitigation measures) occur mainly during the construction phase. During the operation phase, the positive impacts are obvious and consist in a much more reliable power supply in Armenia. Most critical for the reliability of the power network is the very old and out-dated equipment at the substations – which is partly 40 and more years old.

Main impacts will result in the generation of waste from replacement measures at the substations as there are oil, batteries, scrap metals and ceramics. Especially oil and batteries, containing sulfuric acid and lead, could be harmful to the environment. Analyses of the oil sampled at Shinuhayr substation revealed that they are not polluted with PCB.

Because a functioning waste management system is not developed in Armenia at all it is recommended to store this waste at specially designed areas at each substation site and include the wastes already stored there (some of them since decades). The oil shall be cleaned and reused. The batteries and the scrap metals shall be stored until appropriate recycling in Armenia are available.

In order to exclude any risk for the functioning / power supply of the nuclear power plant during the shut-down periods it is recommended to develop a detailed risk analysis and to set up an effective emergency plan.

For both sub-projects of this Project, the rehabilitation of the substations (HVEN) and the replacement of the ground wires (EPSO) as well, separate Environmental Management Plans (EMP) have been developed. These EMPs shall be integral part of the tender documents to the sub-project concerned. The mitigation and monitoring measures shall be contractually enforceable clauses and relate to the bill of quantities and technical specifications.

Summarizing, if all mitigation measures are implemented, the overall Project can be constructed and operated without creating significant adverse environmental impact.

11. Annexes

11.1 Record of Meetings and Field Visits

The record of Meetings gives a summary about all meetings and field visits executed during the investigations which covered more than s/s Shinuhayr and Agarak-2.

Date	Agency/ Institution/ Company	Place	Name of Person consulted Position	Reason for Visit
05.06.2013	s/s Ararat 2	Ararat	Grigor Grigoryan Head of substation Fahrad Fahradyan Head of Southern Branch, HVEN	HSE situation at substation, oil sampling
05.06.2013	Persons living nearby Ararat substations	Ararat		Personal situation
05.06.2013	Administration of Ararat	Ararat	Khachik Mnatsakanyan Vice Major Adiber Khurshudyan Adviser of Major	General situation of living conditions
05.06.2013	s/s Yegheknadzor	Yeghegnadzor	Gevorg Gasparyan, Head of substation	HSE situation at substation, oil sampling
05.06.2013	People	Yeghegnadzor		Personal situation
05.06.2013	Administration of Ararat	Yeghegnadzor	Vardan Avagyan Dep. Major	General situation of living conditions
06.06.2013	Switchyard Agarak-2	Agarak	Seyban Hambartsunyan'Head of Substation Arthur Harutunyan Safety officer of HVEN branch Hrant Grigorian Chef Engineer, HVEN Zangezour Branch	HSE situation at switchyard and at Agarak-1
06.06.2013	Substation Agarak-1	Agarak	"Electric Network of Armenia"	General situation concerning connection to switchyard Agarak-2
06.06.2013	Administration of Agarak	Agarak	Mkhitar Seiranovitch Zakarian Major	General situation of living conditions
07.06.2013	s/s Shinuhayr	Shinuhayr	Grigor Grigorynn Engineer in duty Garegin Dalakyan, Head of substation	HSE situation at substation, oil sampling
07.06.2013	Persons living around substations	Khot		Personal situation

Date	Agency/ Institution/ Company	Place	Name of Person consulted Position	Reason for Visit
07.06.2013	s/s Shinuhayr	Shinuhayr	Hamlet Hambartsunyan Dep. Major	General situation of living conditions
07.06.2013	s/s Lichk	Lichk	Vahag Tadevosyan HVEN Branch Chief Engineer Sos Sargsyan Head of substation Benik Mheryan HVEN Branch Safety Engineer	HSE situation at substation, oil sampling
07.06.2013	Persons living nearby Lichk substations	Lichk		Personal situation
07.06.2013	Administration of Lichk	Lichk	Gnel Grigoryan Major	General situation of living conditions
10.06.2013	s/s Shahumyan-2	Yerevan	Harutyun Sarukhanyan, Head of Substation	HSE situation at substation, oil sampling
10.06.2013	s/s Zovuni	Yerevan	Armen Sargsyan Head of substation	HSE situation at substation, oil sampling
10.06.2013	Ministry of Energy and Natural Resources	Yerevan	Hrachya Tsughunyan Head of Department of Development	Waste management situation at Armenia
11.06.2013	EPSO	Yerevan	Mnatsakan Mnatsakanyan General Director	Waste management situation, SCADA stringing technologies
11.06.2013	Energondaka	Yerevan	Ara Minasyan Chief Engineer	PCB analysis and handling of used oil
11.06.2013	s/s Marash	Yerevan	Samvel Hayrapetyan Head of substation	HSE situation at substation, oil sampling
11.06.2013	Ministry of Nature Protection State non-commercial organization	Yerevan	Henrik Grigoryan Deputy Director	Environmental permitting procedure in Armenia
12.06.2013	ADB	Yerevan	Areg Barseghyan Senior Country Coordination Officer	First preliminary results of field survey, support in documents
12.06.2013	Municipality of Yerevan	Yerevan		Project information, waste disposal possibilities

Date	Agency/ Institution/ Company	Place	Name of Person consulted Position	Reason for Visit
12.06.2013	Aarhus Centre Armenia		Silva Ayvazyan Coordinator of Yerevan Aarhus Centre Mary Chakryan PR Manager of Aarhus Centre Armenia	Public Information / Consultation procedures Access to Information Regional Centres Possibilities of Implication of Aarhus Centres in Grievance Mechanism and Monitoring
12.06.2013	Maqur Erkat Metal Recycling Company	Yerevan		Recycling of metals
13.06.2013	HVEN	Yerevan	Simon Igitbashyan, Chief Engineer	Coordinates of towers, stringing technologies for earth wires
13.06.2013	Battery ELBAT	Yerevan	Hakob Hakobyan Technical Director	Recycling of batteries
13.06.2013	Institute of Archaeology and Ethnography NAS RA	Yerevan	Dr. Husik Melkovyan Head of Medieval Archaeological Department	Historical sites
14.06.2013	MikMetal	Yerevan	Arman Gaspapyan Head of Sales and Market Department	Recycling of metals
17.06.2013	Ministry of Nature Protection Management of Wastes and Hazardous Substances	Yerevan	Dr Anahit Alexandryen	Waste disposal and waste recycling possibilities in Armenia
17.06.2013	WWF Armenia	Yerevan	Karen Manvelyan Director	Protected Areas in the Project area
18.06.2013	NGO Forum on ADB	Yerevan	Silva Adamyan Coordinator for Armenia	Preliminary results of the field trip and possible implications

Date	Agency/ Institution/ Company	Place	Name of Person consulted Position	Reason for Visit
19.11.2013	HVEN	Yerevan	Armen Alexanyan Head of External Relations Department Norik Khatchatryan Deputy Chief Engineer Misha Baghramyan Head of Legal Department	Storage of demolished devices incl. old oil Grievance Mechanism procedures within HVEN Legal Issues
22.01.2014	HVEN	Yerevan		Full list of rehabilitation measures
30.01.2014	Ministry of Nature Protection Management of Wastes and Hazardous Substances	Yerevan	Dr Anahit Alexandryen	PCB analyses in oil of electrical
14.04.2014	Zangezur Biosphere Complex ZBC	Kapan	See Annex 11.12	Mitigation measures during stringing of optical groundwire within the border of Arevik National Park
15.-16.04.2014	Zangezur Biosphere Complex ZBC	Arevik National Park	See Annex 11.12	Visit of line route within the National Park

11.2 List of Proposed Technical Measures

Shinuhayr: 220 kV switchyard equipment

Item	Equipment	Bay 1 Auto- trans- former 1	Bay 2 OHL Meghri 2	Bay 2 Auto- trans- former 2	Bay 4 OHL Vorotan 1	Bay 5 coupling bay	Bay 6 bypass bay	Bay 7 OHL Vorotan 2	Bay 8 Auto- trans- former 3	Bay 9 OHL Meghri 1	SS1 Instru- menta- tion	SS2 Instru- menta- tion	SS3 Instru- menta- tion	Sub- total 1
1	Circuit breakers, three-pole, 220 kV, 2000 A, 25 kA, with steel support structures	1	-	1	1	1	1	1	1	-	-	-	-	7
2	Disconnecting switch, three-pole with earthing switches on both sides, 220 kV, 2000 A, motor operated, with steel support structures	-	-	-	-	-	-	-	-	-	-	-	-	-
3	Disconnecting switch, three-pole with earthing switch on one sides, 220 kV, 2000 A, motor operated, with steel support structures	-	-	-	-	-	-	-	-	-	-	-	-	-
4	Current transformers, 220 kV, single pole 300-600-1200/5/5/5/5 A, with steel support structures	3	-	3	3	3	3	3	3	-	-	-	-	24
5	Coupling capacitor voltage transformers, 220 kV, single pole, 220/√3/0.1/√3/0.1/3 kV, with steel support structures	-	-	-	3	-	-	3	-	-	3	3	3	15
6	Lightning arresters, 220 kV, single pole with steel support structures	-	3	3	3	-	-	3	-	3	-	-	3	18
7	Line traps, 2000 A, 0.5 mH, with steel support structures	-	-	-	-	-	-	-	-	-	-	-	-	-

Item	Equipment	Bay 1 Auto- transformer 1	Bay 2 OHL Meghri 2	Bay 2 Auto- transformer 2	Bay 4 OHL Vorotan 1	Bay 5 coupling bay	Bay 6 bypass bay	Bay 7 OHL Vorotan 2	Bay 8 Auto- transformer 3	Bay 9 OHL Meghri 1	SS1 Instru- menta- tion	SS2 Instru- menta- tion	SS3 Instru- menta- tion	Sub- total 1
8	Through connection of busbars	1 Lot												1 Lot
9	High voltage stranded conductors, insulator strings, clamps, accessories, post insulators and supports	1 Lot												1 Lot
10	Removal and disposal of equipment, structures and foundations	1 Lot												1 Lot

110 kV switchyard equipment

Item	Equipment	Bay 1 Auto- trans- former 3	Bay 2 Reserve	Bay 3 Reserve	Bay 4 Reserve	Bay 5 Reserve	Bay 6 Reserve	Bay 7 Auto- trans- former 2	Bay 8 Reserve	Bay 9 Auto- trans- former 1	Subtotal 1
1	Circuit breakers, three-pole, 110 kV, 2000 A, 25 kA, with steel support structures	1	-	-	-	-	-	1	-	1	3
2	Disconnecting switch, three-pole with earthing switches on both sides, 110 kV, 2000 A, motor operated, with steel support structures	1	-	-	-	-	-	1	-	1	3
3	Disconnecting switch, three-pole with earthing switch on one sides, 110 kV, 2000 A, motor operated, with steel support structures	1	-	-	-	-	-	1	1	-	3
4	Disconnecting switch, three-pole without earthing switch, 110 kV, 2000 A, motor operated, with steel support structures	2	-	-	-	-	-	2	2	-	6
5	Current transformers, 110 kV, single pole 300-600-900/5/5/5/5 A, with steel support structures	3	-	-	-	-	-	3	-	3	9
6	Coupling capacitor voltage transformers, 110 kV, single pole, $110/\sqrt{3}/0.1/\sqrt{3}/0.1/3$ kV, with steel support structures	-	-	-	-	-	-	-	-	-	-
7	Lightning arresters, 110 kV, single pole with steel support structures	3	-	-	-	-	-	3	-	3	9
8	Line traps, 2000 A, 0.5 mH, with steel support structures	-	-	-	-	-	-	-	-	-	-
9	Through connection of busbars	1 Lot									1 Lot
10	High voltage stranded conductors, insulator strings, clamps, accessories, post insulators and supports	1 Lot									1 Lot
11	Removal and disposal of equipment, structures and foundations	1 Lot									1 Lot

Item	Equipment	Bay 10 bypass bay	Bay 11 OHL Datev 3	Bay 12 couplin g bay	Bay 13 OHL Shinuhay r	Bay 14 OHL Goris	Bay 15 OHL Capan	Bay 16 OHL Sisan	Bay 17 OHL Ishkhanasar	Bay 18 OHL Datev 2	Subtotal 2
1	Circuit breakers, three-pole, 110 kV, 2000 A, 25 kA, with steel support structures	1	1	1	1	1	1	1	1	1	9
2	Disconnecting switch, three-pole with earthing switches on both sides, 110 kV, 2000 A, motor operated, with steel support structures	1	1	-	1	1	1	1	1	1	8
3	Disconnecting switch, three-pole with earthing switch on one sides, 110 kV, 2000 A, motor operated, with steel support structures	1	1	1	1	1	1	1	1	1	9
4	Disconnecting switch, three-pole without earthing switch, 110 kV, 2000 A, motor operated, with steel support structures	1	2	1	2	2	2	2	2	2	16
5	Current transformers, 110 kV, single pole 300-600-900/5/5/5/5 A, with steel support structures	3	3	3	3	3	3	3	3	3	27
6	Coupling capacitor voltage transformers, 110 kV, single pole, 110/√3/0.1/√3/0.1/3 kV, with steel support structures	-	3	-	3	3	3	3	3	3	21
7	Lightning arresters, 110 kV, single pole with steel support structures	-	3	-	3	3	3	3	3	3	21
8	Line traps, 2000 A, 0.5 mH, with steel support structures	-	-	-	-	-	-	-	-	-	-
9	Through connection of busbars	1 Lot									1 Lot
10	High voltage stranded conductors, insulator strings, clamps, accessories, post insulators and supports	1 Lot									1 Lot
11	Removal and disposal of equipment, structures and foundations	1 Lot									1 Lot

Item	Equipment	Bay 19 OHL Sangesur	Bay 20 OHL Datev 1	Bay 21 Reserve	Bay 22 Trans- former 1	Bay 23 Trans- former 2	SS 1 Instru- menta- tion	SS 1 Instru- menta- tion	Bypass Instru- menta- tion	Sub- total 3	Sub- total 1	Sub- total 2	Subtotal 1,2 & 3
1	Circuit breakers, three-pole, 110 kV, 2000 A, 25 kA, with steel support structures	1	1	-	1	1	-	-	-	4	3	9	16
2	Disconnecting switch, three-pole with earthing switches on both sides, 110 kV, 2000 A, motor operated, with steel support structures	1	1	-	-	-	1	1	1	5	3	8	16
3	Disconnecting switch, three-pole with earthing switch on one sides, 110 kV, 2000 A, motor operated, with steel support structures	1	1	-	1	1	-	-	-	4	3	9	16
4	Disconnecting switch, three-pole without earthing switch, 110 kV, 2000 A, motor operated, with steel support structures	2	2	-	1	1	-	-	-	6	6	16	28
5	Current transformers, 110 kV, single pole 300-600-900/5/5/5/5 A, with steel support structures	3	3	-	3	3	-	-	-	12	9	27	48
6	Coupling capacitor voltage transformers, 110 kV, single pole, 110/√3/0.1/√3/0.1/3 kV, with steel support structures	3	3	-	-	-	3	3	1	13	-	21	34
7	Lightning arresters, 110 kV, single pole with steel support structures	3	3	-	4	4	3	3	1	21	9	21	51
8	Line traps, 2000 A, 0.5 mH, with steel support structures	-	-	-	-	-	-	-	-	-	-	-	-
9	Through connection of busbars	1 Lot											1 Lot
10	High voltage stranded conductors, insulator strings, clamps, accessories, post insulators and supports	1 Lot											1 Lot
11	Removal and disposal of equipment, structures and foundations	1 Lot											1 Lot

- installation of 2 (two) 35 kV disconnecting switches between transformers and 35kV switchgear
- installation of 3 (three) 35 kV disconnecting switches between autotransformers and 6kV switchgear
- installation of new 35kV cable between two transformers and 35kV switchgear
- installation of new 6kV cable between three autotransformers and 6kV switchgear
- rehabilitation of 3 (three) autotransformers 220/110/6 kV 63 MVA
- replacement of all old post insulators 220 kV
- replacement of all old suspension insulators 220 kV
- replacement of bus bars including all necessary clamps 220 kV
- corrosion protection of gantry's 220 kV
- rehabilitation of 2 (two) transformers 110/35/10 kV 125 MVA
- replacement of all old post insulators 110 kV
- replacement of all old suspension insulators 110 kV
- replacement of bus bars including all necessary clamps 110 kV
- corrosion protection of gantry's 110 kV
- installation of new steel support for all new equipment
- installation of new foundations for all new equipment
- replacement of control equipment for complete switchyard
- replacement of protection equipment for complete switchyard
- modification of protection equipment on the remote ends of 220 kV overhead lines
- removal of existing PLC equipment and new installation of old equipment in the new control building including new cables, connection with new protection equipment and commissioning
- 35kV switchgear
replacement of new 35 kV outdoor switchyard consists of 10 (ten) switching bays, as follows:
 - 5 (five) cable/ transmission line bays
 - 2 (two) transformer bays
 - 1 (one) coupling bay
 - 2 (two) instrumentation bays
 - new 35 kV cables from new 35 kV switchgear to first tower of existing distribution lines and app. 20m from 35 kV switchgear to existing cables including all necessary joint boxes
- installation of new 6kV indoor switchyard
- The works consists of the installation of new 6kV indoor switchgear having following configuration:
 - 10 (ten) cable/ transmission line bays
 - 4 (four) transformer bays
 - 1 (one) coupling bay
 - 2 (two) instrumentation bays
 - new 6 kV cables from new 6 kV switchgear to first tower of existing distribution line and app. 20m from 6 kV switchgear to existing cables including all necessary joint boxes

- substation protection equipment
 - 220kV switchyard
 - 220/110/6kV autotransformers
 - 110/35/10kV transformers
 - 110kV switchyard
 - 35kV distribution and auxiliary system
 - 6kV distribution and auxiliary system
- AC&DC system
 - replacement of the existing 0.4 kV AC station panels
 - replacement of the existing DC panels
 - replacement of the existing battery at least 300Ah
 - 2 (two) sets of rectifiers for 220 V DC
 - 1 (one) set of 0.4 kV AC distribution system
 - 1 (one) set of 220 V DC distribution system
 - 2 (two) UPS suitable for complete substation needs
- two new 6/0.4 kV auxiliary power transformers 400 kVA
- installation of existing meters in new metering cubicle
- new power and control cables
- new earthing system
- rehabilitation of lightning protection system
- civil works
 - rehabilitation of existing control building
 - new equipment foundations
 - drainage system for internal areas
 - new fences similar to the existing one
 - new gates similar to the existing one
 - new steel structures for the outdoor equipments
 - landscaping in the substation as instructed by the owner
 - surfacing of the substation by gravel where it required
 - covering the substation area with grass layer as instructed by the owner
 - arrangement of store for the removed electrical equipments
 - rehabilitation of existing damages of roads
 - new installation and rehabilitation of existing service roads to the installed equipment
 - removal of existing foundations
 - removal of existing fences
 - replacement of outdoor light
 - replacement of cable trenches and ducts including all necessary new covering plates
 - replacement of earthing system
 - rehabilitation of the existing lighting system
 - rehabilitation of damaged gantry and equipment foundations
 - corrosion protection of existing steel structures

- SCADA equipment at the substation:
implementation of a state of art digital control & monitoring system (SCMS) is foreseen. It shall include at least:
 - station computers, incl. panel
 - common bay units, incl. panel
 - A clock system (GPS and radio based)
 - interfaces to 220/110/35/10/6kV systems and remote control centers (NCC, back-up center and HVEN control center)
 - station bus, gateway/bridge/router incl. firewall
 - gateways to SCMS
 - operator workstations (HMI) incl. two server, two monitors each and two hardcopy printers
 - service/analysis laptop
 - system software
 - platform software
 - HMI software
 - engineering software
 - service/analysis/engineering software
 - interfacing software for 220, 110, 35 ,10 and 6kV subsystem
 - integration of substation SCMS in NCC , BCC and HVEN control center

The following 220/110/35/10/6kV system control operations shall be possible:

- local control: from the individual bays marshalling kiosks
- remote control level 1: from the substation control room
- remote control level 2: from the national control center, backup control center and HVEN control center

The communication with upper level control centers (NCC, Back-up Control Center and HVEN Control Center) shall be based on IEC 60870-5-104 and 101 and the substation communication on IEC61850.

Agarak-2: 220 kV switchyard equipment

Item	Equipment	Bay U1 OHL Ahari 1	Bay U2 OHL Ahari 2	Bay U3 coupling bay D1	Bay U4 coupling bay D2	Bay U5 OHL Meghri 1	Bay U6 OHL Shinuhayr	New Autotrans- former AT1	Subtotal 1
1	Circuit breakers, three-pole, 220 kV, 2000 A, 25 kA, with steel support structures	-	-	-	-	-	-	-	-
2	Disconnecting switch, three-pole with earthing switches on both sides, 220 kV, 2000 A, motor operated, with steel support structures	-	-	-	-	-	-	1	1
3	Disconnecting switch, three-pole with earthing switch on one sides, 220 kV, 2000 A, motor operated, with steel support structures	-	-	-	-	-	-	-	-
4	Current transformers, 220 kV, single pole 300-600-1200/1/1/1/1 A, with steel support structures	-	-	-	-	-	-	-	-
5	Coupling capacitor voltage transformers, 220 kV, single pole, 220/√3/0.1/√3/0.1/3 kV, with steel support structures	-	-	-	-	-	-	-	-
6	Lightning arresters, 220 kV, single pole with steel support structures	-	-	-	-	-	-	3	3
7	Line traps, 2000 A, 0.5 mH, with steel support structures	-	-	-	-	-	-	-	-
8	Through connection of busbars	1 Lot							1 Lot
9	High voltage stranded conductors, insulator strings, clamps, accessories, post insulators and supports	1 Lot							1 Lot
10	Removal and disposal of equipment, structures and foundations	1 Lot							1 Lot

110 kV switchyard equipment

Item	Equipment	Bay 1 New Autotransformer AT 1	Bay 2 New OHL	Subtotal 1
1	Circuit breakers, three-pole, 110 kV, 2000 A, 25 kA, with steel support structures	1	-	1
2	Disconnecting switch, three-pole with earthing switches on both sides, 110 kV, 2000 A, motor operated, with steel support structures	1	-	1
3	Disconnecting switch, three-pole with earthing switch on one sides, 220 kV, 2000 A, motor operated, with steel support structures	1	1	2
4	Current transformers, 110 kV, single pole 300-600-900/1/1/1/1 A, with steel support structures	3	-	3
5	Coupling capacitor voltage transformers, 110 kV, single pole, 110/ $\sqrt{3}$ /0.1/ $\sqrt{3}$ /0.1/3kV, with steel support structures	-	3	3
6	Lightning arresters, 110 kV, single pole with steel support structures	3	3	6
7	Line traps, 2000 A, 0.5 mH, with steel support structures	-	-	-
8	Through connection of busbars	1 Lot		1 Lot
9	High voltage stranded conductors, insulator strings, clamps, accessories, post insulators and supports	1 Lot		1 Lot
10	Removal and disposal of equipment, structures and foundations	1 Lot		1 Lot

- installation of 1 (one) new 220/110/10 kV 125 MVA autotransformer
- corrosion protection of existing gantry's
- replacement of control equipment for complete switchyard
- Replacement of protection equipment for complete switchyard
- modification of protection equipment on the remote ends of 220 kV overhead lines in Armenia
- 10 kV switchgear
 - 10 kV switchgear consists of 8 (eight) switching bays, as follows:
 - 4 (four) cable/ transmission line bays
 - 3 (three) transformer bays
 - 1 (one) coupling bay
 - 2 (two) instrumentation bays
 - 10 kV distribution and auxiliary system
 - 10 kV cables
- AC&DC System
 - replacement of the existing battery at least 400 Ah
 - new service switchgear including two aux. transformers 630 kVA
 - two 10/0.4 kV auxiliary power transformers 630 kVA
 - 2 (two) sets of rectifiers for 220 V DC
 - 2 (two) sets of rectifiers for 48 V DC
 - 1 (one) set of 0.4 kV AC distribution system
 - 1 (one) set of 220 V DC distribution system
 - 2 (two) UPS suitable for complete substation
- installation of existing meters in new metering cubicle, delivery and installation of new meters for 220/110/10 kV autotransformer and new 110 kV transmission line
- 10 kV current limiting reactor
- new power and control cables
- civil works
 - reconstruction of control building and other constructions
 - new foundation for autotransformer including oil separator
 - new foundations and gantry structures for the new transformers
 - removal of existing outdoor foundations if necessary
 - new equipment foundations for new hv equipment including steel structure
 - rehabilitation of damaged gantry and equipment foundations
 - new drainage for internal areas
 - rehabilitation of existing fences/gates around the substation
 - landscaping in the substation as instructed by the owner
 - surfacing of the substation by gravel where it required
 - covering the substation area with grass layer as instructed by the owner
 - rehabilitation of existing damages of roads
 - new installation and rehabilitation of existing service roads to the installed equipment
 - replacement of outdoor light
 - rehabilitation of cable trenches and ducts including all necessary new covering plates
 - rehabilitation of earthing system
 - replacement of the existing lighting system

- SCADA equipment at the substation: implementation of a state of art digital control & monitoring system (SCMS) is foreseen. It shall include at least:
 - station computers, incl. panel
 - common bay units, incl. panel
 - A clock system (GPS and radio based)
 - interfaces to 220/110/10 kV systems and remote control centers (NCC, back-up center and HVEN control center)
 - station bus, gateway/bridge/router incl. firewall
 - gateways to SCMS
 - operator workstations (HMI) incl. two server, two monitors each and two hardcopy printers
 - service/analysis laptop
 - system software
 - platform software
 - HMI software
 - engineering software
 - service/analysis/engineering software
 - interfacing software for 220, 110 and 10 kV subsystem
 - integration of substation SCMS in NCC, BCC and HVEN control center

The following 220/110/10 kV system control operations shall be possible:

- local control: from the individual bays marshalling kiosks
- remote control level 1: from the substation control room
- remote control level 2: from the national control center, backup control center and HVEN control center

The communication with upper level control centers (NCC, back-up control center and HVEN control center) shall be based on IEC 60870-5-104 and 101 and the substation communication on IEC61850.

11.3 Summary of the Results from the Field Visit

	Shinuhayr s/s	Agarak-2 switch yard
Workers/Engineers	12	8
Year	1961	2001
HS training	regularly	regularly
First aid kit	poor, no defibrillator	poor, no defibrillator
PPE	old, no metal cladded clothes	old, no metal cladded clothes
Toilets	yes, but sewage system broken	pit
Drinking water	tap water	tap water
Shower	no	no
Heating in control room	yes, electric heaters	yes, electric heaters
AC in control room	no	no
Fire fighting devices	inside control buildings well maintained	inside control buildings well maintained
Drainage system	no	no
Asbestos	probably not	roof constructed in 2002, but according to the staff it is made of asbestos containing material
Waste	used oil, refined oil, old batteries,	no
	old equipment (metal, ceramics)	no
oil refining on site	small amounts	not needed, closed systems
Landfill in the surrounding	only dump site	only dump site
Oil samples	6. used oil from circuit breakers. Stored, not for further use	Not possible because closed systems. No autotransformer existing
	7. autotransformr near control building. Not to be replaced	
	oil samples from other equipment was not possible under full load	
Access road to s/s	sufficient wide	sufficient wide

11.4 Results of Oil Analyses for PCB

BERÄTUNG | ANALYTIK | PLANUNG



WESSLING GmbH
Impexstraße 5 · 69190 Walldorf
www.wessling.de

WESSLING GmbH, Impexstraße 5, 69190 Walldorf

GefaÖ GmbH - Gesellschaft für angewandte
Ökologie und Umweltplanung
Herr Dr. Hans Back
Impexstraße 5
69190 Walldorf

Geschäftsfeld: Umwelt

Ansprechpartner: E. Füllgrabe
Durchwahl: (06227) 8 209-20
Fax: (06227) 8 209-15
E-Mail: bernhard.fuellgrabe@wessling.de

Prüfbericht

Projekt: ADB Rehabilitation 8 Substations Rep. of Armenia

Prüfbericht Nr.	CWA13-018251-1	Auftrag Nr.	CWA-08011-13	Datum	05.07.2013
Probe Nr.	13-088675-01	13-088675-02	13-088675-03	13-088675-04	
Eingangsdatum	01.07.2013	01.07.2013	01.07.2013	01.07.2013	
Bezeichnung	1	2	3	4	
Probenart	Öl	Öl	Öl	Öl	
Probenahme durch	Auftraggeber	Auftraggeber	Auftraggeber	Auftraggeber	
Probengefäß	HS	HS	HS	HS	
Anzahl Gefäße	1	1	1	1	
Untersuchungsbeginn	01.07.2013	01.07.2013	01.07.2013	01.07.2013	
Untersuchungsende	05.07.2013	05.07.2013	05.07.2013	05.07.2013	

Probe Nr.			13-088675-01	13-088675-02	13-088675-03	13-088675-04
Bezeichnung			1	2	3	4
PCB Nr. 28	mg/kg	OS	<0,2	<0,2	<0,2	<0,2
PCB Nr. 52	mg/kg	OS	0,3	<0,2	0,5	<0,2
PCB Nr. 101	mg/kg	OS	0,5	<0,2	0,8	<0,2
PCB Nr. 138	mg/kg	OS	0,3	<0,2	0,6	<0,2
PCB Nr. 153	mg/kg	OS	0,2	<0,2	0,5	<0,2
PCB Nr. 180	mg/kg	OS	<0,2	<0,2	<0,2	<0,2
Summe der 6 PCB	mg/kg	OS	1,3	-/-	2,4	-/-
PCB gesamt (Summe 6 PCB x 5)	mg/kg	OS	6,5	-/-	12	-/-

Seite 1 von 4



DAKKS

Deutsches
Akkreditierungsamt
D-91126-01-08

Durch die DAKKS nach DIN EN ISO/IEC 17025 akkreditiertes Prüflaboratorium. Die Akkreditierung gilt für die mit A markierten Prüfverfahren. Messergebnisse beschränken sich ausschließlich auf die im vorliegenden Prüfprotokoll. Prüfer sind dafür ohne Genehmigung der WESSLING GmbH nicht auszugewisselt verantwortlich.

Geschäftsführer:
Ulrich-Dietrich-Jacobson/Dr. Michael Nöcker
1858 1957 AG Walldorf
Zweigstelle Walldorf

Prüfbericht Nr.	CWA13-018251-1	Auftrag Nr.	CWA-08011-13	Datum	05.07.2013
Probe Nr.	13-088675-08	13-088675-09	13-088675-10		
Eingangsdatum	01.07.2013	01.07.2013	01.07.2013		
Bezeichnung	8	9	10		
Probenart	Öl	Öl	Öl		
Probenahme durch	Auftraggeber	Auftraggeber	Auftraggeber		
Probengefäß	HS	HS	HS		
Anzahl Gefäße	1	1	1		
Untersuchungsbeginn	01.07.2013	01.07.2013	01.07.2013		
Untersuchungsende	05.07.2013	05.07.2013	05.07.2013		

Probe Nr.		13-088675-08	13-088675-09	13-088675-10
Bezeichnung		8	9	10
PCB Nr. 28	mg/kg OS	<0,2	<0,2	<0,2
PCB Nr. 52	mg/kg OS	<0,2	<0,2	<0,2
PCB Nr. 101	mg/kg OS	<0,2	<0,2	<0,2
PCB Nr. 138	mg/kg OS	<0,2	<0,2	<0,2
PCB Nr. 153	mg/kg OS	<0,2	<0,2	<0,2
PCB Nr. 180	mg/kg OS	<0,2	<0,2	<0,2
Summe der 6 PCB	mg/kg OS	-/-	-/-	-/-
PCB gesamt (Summe 6 PCB x 5)	mg/kg OS	-/-	-/-	-/-

Prüfbericht Nr.	CWA13-018251-1	Auftrag Nr.	CWA-08011-13	Datum	05.07.2013
Probe Nr.		13-088675-11	13-088675-12	13-088675-13	
Eingangsdatum		01.07.2013	01.07.2013	01.07.2013	
Bezeichnung		11	12	13	
Probenart		Öl	Öl	Öl	
Probenahme durch		Auftraggeber	Auftraggeber	Auftraggeber	
Probengefäß		HS	HS	HS	
Anzahl Gefäße		1	1	1	
Untersuchungsbeginn		01.07.2013	01.07.2013	01.07.2013	
Untersuchungsende		05.07.2013	05.07.2013	05.07.2013	

Probe Nr.			13-088675-11	13-088675-12	13-088675-13
Bezeichnung			11	12	13
PCB Nr. 28	mg/kg	OS	<0,2	<0,2	<0,2
PCB Nr. 52	mg/kg	OS	<0,2	<0,2	0,6
PCB Nr. 101	mg/kg	OS	<0,2	<0,2	1
PCB Nr. 138	mg/kg	OS	<0,2	<0,2	0,8
PCB Nr. 153	mg/kg	OS	<0,2	<0,2	0,6
PCB Nr. 180	mg/kg	OS	<0,2	<0,2	<0,2
Summe der 6 PCB	mg/kg	OS	-/-	-/-	3
PCB gesamt (Summe 6 PCB x 5)	mg/kg	OS	-/-	-/-	15

Abkürzungen und Methoden

Polychlorierte Biphenyle (PCB)

OS

EN 12761-1

Originalwert

ausführender Standort

Umweltanalytik Bodahn

Dieses Dokument wurde elektronisch erstellt und ist auch ohne Unterschrift gültig.

Bernhard Füllgrabe

Dipl. Chemiker

Sachverständiger Umwelt



DAkkS

Deutsche
Akcreditierungsstelle
D-40-14162-01-00

Durch die DAkkS nach DIN EN ISO/IEC 17025 akkreditiert für Prüfleistungen. Die Akkreditierung ist an die im Anhang A aufgeführten Messgrößen und/oder Prüfverfahren gebunden. Messergebnisse können ausschließlich auf der Basis der vorliegenden Prüfprotokolle und/oder der elektronischen Kopie der Messprotokolle der WESSLING GmbH nicht auszusagen verwendet werden.

Geschäftsbereich:
Hans-Dietrich-Straße 10, 69190 Walldorf
HRB 1953 AB-Straßen
Zweigbetrieb Walldorf

11.5 Certificate of the Analytical Laboratory



Deutsche Akkreditierungsstelle GmbH

Beliehene gemäß § 8 Absatz 1 AkkStelleG i.V.m. § 1 Absatz 1 AkkStelleGBV
Unterzeichnerin der Multilateralen Abkommen
von EA, ILAC und IAF zur gegenseitigen Anerkennung

Akkreditierung



Die Deutsche Akkreditierungsstelle GmbH bestätigt hiermit, dass das Prüflaboratorium

WESSLING GmbH

mit den in der Urkundenanlage aufgeführten Standorten

die Kompetenz nach DIN EN ISO/IEC 17025:2005 besitzt, Prüfungen in folgenden Bereichen durchzuführen:

Probenahme sowie physikalische, physikalisch-chemische, chemische und mikrobiologische Untersuchungen von Wässern, Abwässern, Grund- und Fließgewässern, Roh-, Schwimm- und Badebeckenwässern, Eluaten, Böden, kontaminierten Böden, Schlämmen, Sedimenten, Materialproben, organischen Düngemitteln, Bodenverbesserungsmitteln und Substraten, Gärrückständen, Kompost, Bioabfällen, Kraft- und Brennstoffen und Klärschlämmen; Probenahme und Untersuchung gemäß Trinkwasserverordnung mit Ausnahme der radiologischen Parameter; ausgewählte physikalisch-chemische Untersuchungen bei der Wasserprobenahme; Probenahme sowie physikalische, physikalisch-chemische und chemische Untersuchungen von Böden und Klärschlamm im Rahmen der Klärschlammverordnung, Abfällen zur Beseitigung und zur Verwertung, Mineralölen, Mineralölprodukten, Brennstoffen, Althölzern, Sekundärbrennstoffen, Stäuben, Schlacken, Aschen, Bodenluft und Gasen; sensorische, chemische, biologische und mikrobiologische Untersuchungen von Lebensmitteln, Futtermitteln, Bedarfsgegenständen, kosmetischen Mitteln und ausgewählten pharmazeutischen Produkten; Probenahme und molekularbiologische Untersuchungen von Lebens- und Futtermitteln; ökotoxikologische und biologische Untersuchungen von Wässern, Abwässern, Grund- und Fließgewässern, Eluaten von Böden und kontaminierten Böden; Bestimmung (Probenahme und Analytik) von polyhalogenierten Dibenzo-p-Dioxinen und Dibenzofuranen in Wässern, Abwässern, Böden, kontaminierten Böden, Sedimenten, Klärschlämmen, organischen Düngemitteln, Bodenverbesserungsmitteln und Substraten, Kompost und Bioabfällen, Stäuben, Schlacken, Aschen, Abbruchmaterial, Lebensmitteln, Futtermitteln, Aufwuchsmaterialien, bei Emissionen, Immissionen, Arbeitsplatzmessungen und in Innenräumen sowie von Wischproben; Bestimmung (Probenahme und Analytik) von anorganischen und organischen gas- oder partikelförmigen Luftinhaltsstoffen bei Emissionen, Immissionen, Arbeitsplatzmessungen und in Innenräumen; Bestimmung (Probenahme und Analytik) von faserförmigen Partikeln bei Emissionen, Immissionen, Arbeitsplatzmessungen und in Innenräumen sowie in Feststoffen, Stäuben und Böden; Fachmodule Wasser, Boden und Altlasten sowie Abfall; Modul Immissionsschutz

Die Akkreditierungsurkunde gilt nur in Verbindung mit dem Bescheid vom 13.06.2013 mit der Akkreditierungsnummer D-PL-14162-01 und ist gültig bis 13.09.2015. Sie besteht aus diesem Deckblatt, der Rückseite des Deckblatts und der folgenden Anlage mit insgesamt 154 Seiten.

Registrierungsnummer der Urkunde: D-PL-14162-01-00

Im Auftrag

Berlin, 13.06.2013

Andrea Valbuena
Abteilungsleiterin

Siehe Hinweis auf der Rückseite

11.6 Internationally Used Standards/Limit Values concerning Electric and Magnetic Fields (50 Hz) for the Public and at Working Places

Source	El. Field strength [kV/m]	Magn. Flux density [μ T]
<u>ICNIRP recommended 50/60 Hz</u> Reference levels for exposure to time-varying electric and magnetic fields (unperturbed r.m.s. values) occupational exposure* general public exposure	10 5	500 100
<u>Limit values according to the European Directive 2004/40/EC</u> exposure of workers*	10	500
<u>Limit (r.m.s.) value as per 26. BImSchVer 12/96</u> general public up to 24 hours /day	5	100
<u>Limit values as per VDE V 0848 Part 4/A3 at 50 Hz</u> r.m.s. values for equivalent field strength in exposure range 1 for exposure times up to 1 h/d	30	4,240
r.m.s. values for equivalent field strength in exposure range 1 for exposure times up to 2 h/d	30	2,550
r.m.s. values for equivalent field strength in exposure range 1 for continuous exposure	21.32	1,360
r.m.s. values for equivalent field strength in exposure range 2	6.67	424

* exceedance of value requires specific actions

r.m.s. = root mean square (value)

Exposure range 1 includes monitored areas, e.g. operating zones, areas monitored by operators generally accessible areas, in which, owing to the operating mode or the length of stay, it is guaranteed that exposure only occurs for a short period of time

Exposure range 2 includes all areas in which not only short-term exposure can be expected, for example: areas containing residential and social buildings, individual residential sites, parks and facilities for sport, leisure and relaxation, operating zones where a field generation is not expected under normal conditions (ICNIRP=International Commission on Non-Ionising Radiation Protection, BImSchVer=German Bundesimmissionsschutzverordnung, VDE=Verband Deutscher Elektrotechniker e.V., Cenelec=European Committee for Electrotechnical Standardisation)

11.7 General Sulfur Hexafluoride (SF₆) Guidelines

Some guidelines for proper handling of SF₆ are given below (there are other equivalent guidelines existing that can be used depending from which country the supplier is coming):

- DIN EN* 60376 ‘Specification of technical grade sulfur hexafluoride (SF₆) for use in electrical equipment’
- DIN EN 60480 ‘Guidelines for the checking and treatment of sulfur hexafluoride (SF₆) taken from electrical equipment and specification for its re-use’
- IEC 62271: High-voltage switchgear and controlgear - Part 303: Use and handling of sulphur hexafluoride (SF₆)

The amount of SF₆ emitted during the operational phase by GIS stations will be absolutely minimized if:

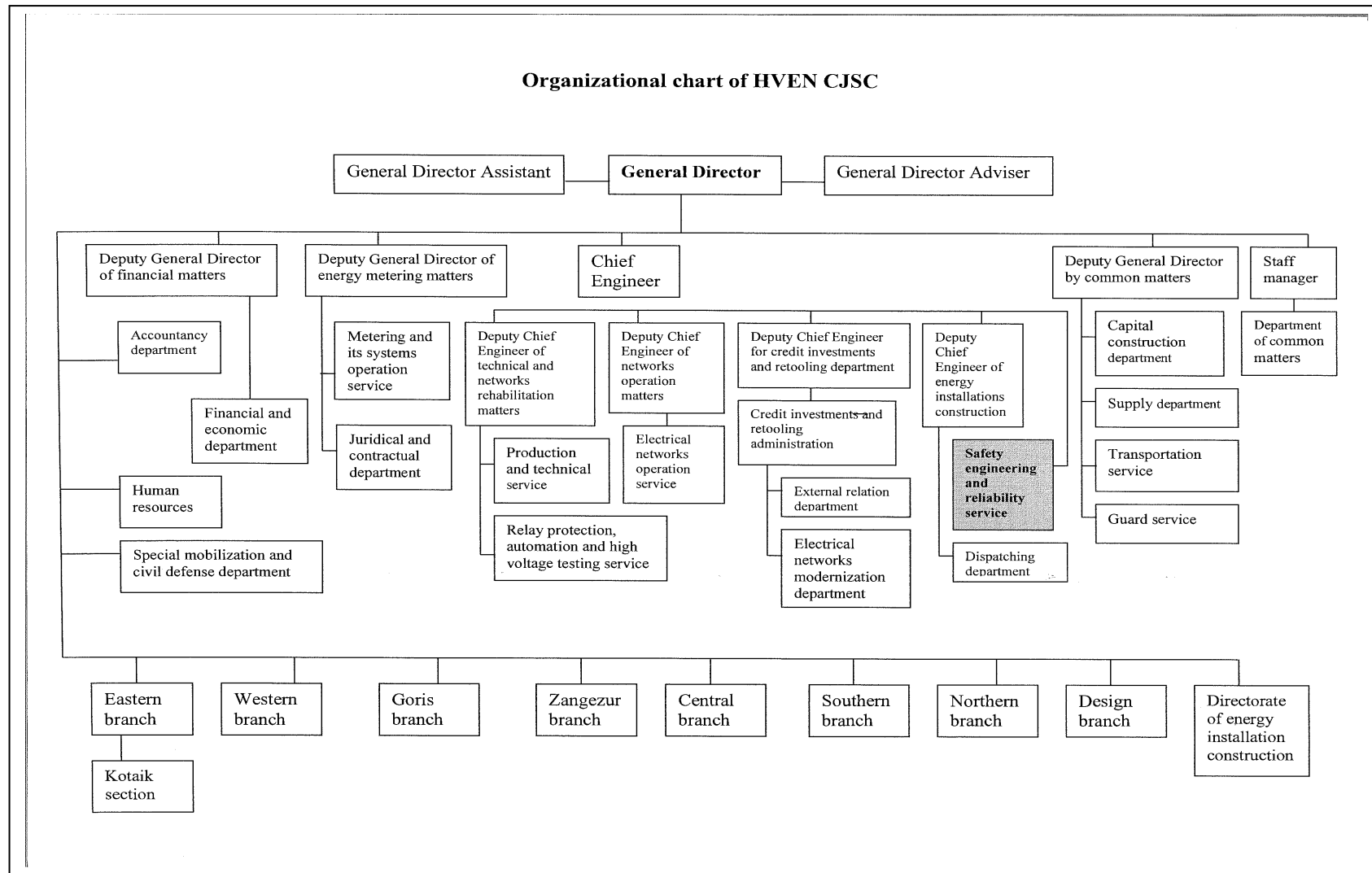
- Best Available Technique (BAT) is used.
- The guidelines mentioned above are followed.
- The recommendations of the International Council on large Electric Systems (CIGRE: SF₆ Task Force: Handling and given Recycling of SF₆ Mixtures) is taken into consideration (www.cigre.org).
- ISO 14040 is followed.
- Detectors indicate immediately any leak from which SF₆ will be emitted.

A detailed description of handling and maintenance SF₆ circuit breakers is given in:

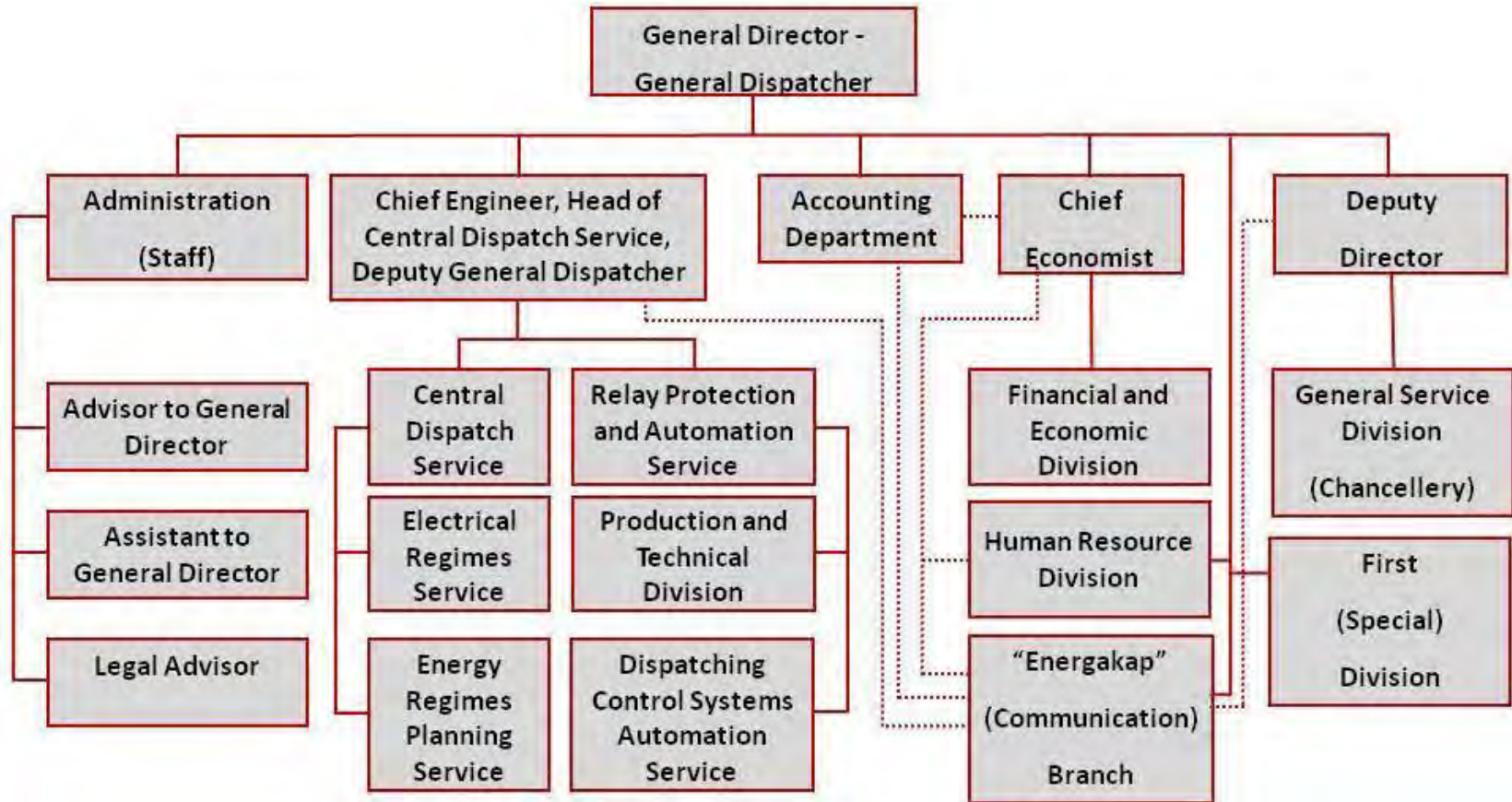
- Hydroelectric Research and Technical Services Group – United States Department of the Interior Bureau of Reclamation Denver, Colorado: Facilities Instructions, Standards and Techniques Vol. 3-16. Maintenance of Power Circuit Breakers.²⁰

²⁰ http://www.usbr.gov/power/data/fist/fist3_16/fist3-16.pdf

11.8 Organizational Chart HVEN CJSC



11.9 Organizational Chart EPSO



11.10 Letter of Elektromontagh

<p>ՀԱՅԱՍՏԱՆԻ ՀԱՆՐԱՊԵՏՈՒԹՅՈՒՆ РЕСПУБЛИКА АРМЕНИЯ</p>		
<p>«ՀԻԴՐՈԷԼԵԿՏՐՈՄՈՆՏԱՋ» ՓԲԸ 0053 Երևան, Արցախի պ., 4-րդ նրբ., տ.6 հեռ. 47-34-43, 47-38-32 ֆաքս (374 10) 47-47-42 E-mail : araratyan-gem@mail.ru</p>		<p>ЗАО «ГИДРОЭЛЕКТРОМОНТАЖ» 0053 Ереван, пр. Арцаха, 4 пер., д.6 тел.: 47-34-43, 47-38-32 факс : (374 10) 47-47-42 E-mail : araratyan-gem@mail.ru</p>

Dear Mr Hans,

We have all the necessary technological equipment for transformer oil treatment.
These works are not certified in Armenia.
At the same time inform you that we are doing similar work for the HVEN.
For more information about the activities of our company can be found on our website(www.armhem.am).

Мы имеем все необходимое технологическое оборудование для обработки трансформаторного масла.
Эти работы не сертифицируются в Армении.
Одновременно сообщаем, что мы выполняем подобные работы для Высоковольтных электрических сетей. Более подробную информации о деятельности нашего предприятия вы можете получить на нашем сайте. (www.armhem.am).

Hydroelectromontage CJSC
Director


S. Baboyan



11.11 Organization and Results of Public Hearings

**11.12 Consultation Report with Zangezur Biosphere Complex ZBC
responsible for Arevik National Park Management**

March 2014



Ministry of Energy and Natural Resources (MENR)

TA 8198 - ARM: Power Transmission

BRIEF REPORT

ON

**Organization and Results of Public Consultations for affected
Communities within the Framework of the ADB financed
“Power System Rehabilitation” Project**

Prepared by Fichtner for the
Ministry of Energy and Natural Resources (MENR) of Armenia
and for the Asian Development Bank (ADB)

Rehabilitation Project (46416-001)

Table of Contents

1. Introduction	1
2. Requirements of the Law	1
3. Implemented Activities	2
4. Outcomes of Public Consultations	5

Annexes

1. Introduction

Following the request of ADB as well as requirements of the Armenian legislation a series of public consultation sessions were organized by the local expert team of Fichtner. This report briefly describes main preparations and activities implemented within the scope of public consultation process as well as some key observations made.

Organization of environmental impact assessment (EIA) and associated public consultations for any intended activity that is a subject to EIA is regulated by the Law or RA on EIA adopted on 20.11.1995 as well as UNECE “Convention on Access to Information, Public Participation in Decision-making and Access to Justice in Environmental Matters” ratified by the Republic of Armenia on 14.05.2001.

2. Requirements of the Law

The Article 4 of the Law states that activities dealing with power transmission lines exceeding the admissible limits are subject to EIA. The admissible limits of 35 kV are set by the Decision of the Government of RA N193 adopted in 1999). Hence the proposed project is a subject to EIA.

The implementation of environmental assessment is authorized to the RA Ministry of Environmental Protection, which has established “Environmental Expertise” State Non-commercial Organization (SNCO) for organizing expertise procedures. This SNCO is issuing the environmental permits.

Given that at this stage only feasibility study of the project is available the Law makes provision (Article 6) for notification about the implementation of the intended activity.

The Article 6 states the following procedure:

1. The initiator willing to implement any intended activities listed in Article 4, paragraph 1 of this Law, must notify the authorized body about that.
2. The notification includes the following:
 - a) basic information on the intended activity, in particular: the title, location, the aim of the intended activity, description (specific features), starting and finishing dates;
 - b) the size of the plot of land necessary for the intended activity, power, water and raw materials requirements;
 - c) brief description of technical and technological solutions;
 - d) basic data on the impact of intended activity on the environment; the degree of possible impact and danger for individual components of the environment;
 - e) the decision of the affected community on the compliance of the intended activity with the development plans of the given administrative territorial unit;

- f) the decision of the affected community on allotment of land;
 - g) the opinion of the relevant state body, and if necessary, a license;
3. Within 7 days after the receipt of the notification, the authorized body informs the head of the affected community and the general public about the initiative to implement the intended activity.
 4. After the receipt of notification, within 15 days the heads of the affected community and the initiator organize the public hearings concerning the intended activity (its procedure is determined by the government of the Republic of Armenia), announcing through mass media about the place and time of the hearings and the intended activities.
 5. If no proposals are sent to the authorized body from the affected community or the general public, the opinion of the affected community is considered positive.
 6. Pursuant to Article 4, paragraph 4 of this Law, after submitting the initiative, the authorized body, within 30 days, decides to conduct or not to conduct environmental impact assessment, and informs the applicants and initiators.
 7. In case of necessity of the environmental impact assessment, the initiator submits to the authorized body the documents pursuant to Article 7.

3. Implemented Activities

The following activities were implemented by the Fichtner local expert team to organize notification of (public consultations with) the affected communities.

Meeting with EPSO and HVEN

A meeting with the representatives of EPSO and HVEN was organized on 25.02.2014 to introduce the requirements of the Law on EIA, identify needed actions to meet the requirements and appropriate deadlines as well as to allocate responsibilities between Fichtner team and the implementing agencies. During the meeting it was decided that Fichtner team will develop an Action Plan to set targets and timetables of further actions.

Action Plan

As per agreement achieved during the meeting with EPSO and HVEN the Action Plan was developed by Fichtner team, agreed with ADB and submitted to the partners for consideration on 26.02.2014.

Brief description of the project

As per requirements of the Law a brief (9 pages) description of the proposed project was developed based on information provide in the Initial Environmental Expertise Report. The Brief provided information on overall objectives of the project, major activities and time frames, expected environmental impacts, mitigation activities, etc. The document as well as a cover letter developed by Fichtner experts was provided to HVEN for further official submission to the MoNP for initiation of public consultation process.

Identification of the affected communities

As per request of the Fichtner team HVEN provided information on so-called “affected” communities i.e. communities located in a vicinity of the target substations (Agarak-2, Shinuhayr, Eghegnadzor and Ararat-2). In the fax received from HVEN on 28.02.2014 the following communities were identified:

- For Shinuhayr SS: Khot, Halidzor and Shinuhayr rural communities
- For Agarak-2 SS: Agarak urban and Karchevan rural communities
- For Eghegnadzor SS: Eghegnadzor urban and Gladzor, Vernashen, Getup and Agarakadzor rural communities
- For Ararat-2 SS: Ararat urban and Ararat, Surenavan and Armash rural communities.

Submission of the documents to MoNP

The brief description of the project was officially submitted to MoNP by HVEN on 04.03.2014, thus information the Ministry on intention of HVEN and EPSO to start public consultation process.

Meeting with “Environmental Expertise” SNCO

A meeting with Mr. Henrik Grigoryan, Deputy Director of SNCO was held by the local expert team of Fichtner on 10.03.2014 to discuss the further actions under public consultation process. As per request of Mr. Grigoryan the list of affected communities developed by HVEN was provided to SNCO and was endorsed by the latter for conducting consultation process. The Fichtner team was requested to contact the identified communities to inform them on the upcoming consultations and address logistical and organizational issues. Mr. Grigoryan in his turn promised to contact the regional administrations where affected communities are located and request support in organization of consultation process.

Communication with the affected communities

Communication with the representatives (mayors, deputy mayors, heads of staff, etc.) of all affected communities was established on 12.03.2014 to identify the most appropriate places and times for organization of the public consultation events. Having discussed different options the following schedule was agreed.

1. Agarak Municipality: on 17.03.2014 at 10:00
2. Shinuhayr Community: on 17.03.2014 at 16:00
3. Eghegnadzor Municipality: on 18.03.2014 at 10:00
4. Ararat Municipality: on 18.03.2014 at 15:00

Brief description of the project was send by the email to the municipalities of Agarak, Ararat, Eghegnadzor and Shinuhayr for dissimulation among local population. The Municipality of Agarak posted information on the public consultation session on the official website of municipality (see Annex I).

Announcement in the newspaper

According to the requirements of the Law an announcement on organization of public consultation in 4 communities was posted in Hayastani Hanrapetutyun (The Republic of Armenia) N42 on 13.03.2014.

Announcements on the websites of HVEN and EPSO

Announcements on the public consultations as well as brief description of the project were posted on the official websites of HVEN and EPSO on 13.03.2014 (see Annex I).

Announcement for environmental NGOs

Announcement on the public hearings and information on the project was disseminated among more than 50 local environmental NGOs via support of Ms. Silva Ayvazyan, Coordinator of Yerevan Aarhus Center (see Annex II).

Public consultations

Public consultation events were organized in 4 municipalities as per initially agreed schedule. However, given that not all communities were able to delegate their representatives to take part in the sessions, four separate consultation sessions were organized in Getup, Gladzor, Agarakadzor and Surenavan rural communities.

Public consultation event for affected communities for Agarak-2 SS was held in the conference room of the Agarak Municipality and was attended by 34 people, including:

- 28 people from Agarak Town (including Deputy Mayor)
- 4 people from Karchevan community (including the Leader of Community)
- 2 people from HVEN.

Public consultation event for affected communities for Shinuhayr SS was held in the conference room of the Council of Alderman of Shinuhayr community and was attended by 17 people, including:

- 12 people from Shihuyar community (including Leader of Community)
- 1 person from Halidzor community
- 4 people from HVEN.

Public consultation events for affected communities for Eghegnadzor SS were held in the House of Culture of Eghegnadzor Municipality as well as in Gladzor, getup and Agarakadzor communities. The events were attended by 17 people, including:

- 7 people from Eghegnadzor Municipality
- 1 person from Vernashen community
- 1 person from Gladzor community

- 5 people Getup community
- 2 people from Agarakadzor community
- 1 person from HVEN.

Public consultation events for affected communities for Ararat-2 SS were held in the House of Culture of Ararat Municipality as well as in Surenavan community. The events were attended by 17 people, including:

- 9 people from Ararat Municipality
- 2 people from Ararat community
- 4 people from Surenavan community
- 2 people from HVEN from HVEN.

4. Outcomes of Public Consultations

During the meetings the local expert team of Fichtner made presentations on the key objectives, activities and impacts of the proposed project and requirements on the Law on EIA as well as addressed questions from the audience.

This has been confirmed through 4 protocols of the meetings signed and stamped by the leaders of the communities where the sessions were held as well as by the representatives of HVEN.

Scans of the protocols of the meetings, lists of participant (signing sheets) as well as some selected photos are introduced in the Annex III.

No major comments of concerns regarding the possible impacts of the project were received from the participants of the sessions; however, a number of below listed issues touched upon and observations made during the meetings are worth to be mentioned for further consideration by the project partners.

Improvement of reliability and sustainability of power supply

Improvement of reliability and sustainability of power supply of the affected communities was considered by the participants of the sessions as a very important and practical benefit of the proposed project because, according to the information obtained during the meetings. In almost every target community, local population and small and medium enterprises are suffering from numerous power supply interruptions and voltage drops. Population expects that rehabilitation of substations will address this problem.

Job generation

Possibility of generation of new temporary jobs for local population during rehabilitation of substations was considered to be very positively because the high level of unemployment in the regions of Armenia. It is well understood that local population may be involved for a short-term period for implementation of only not specialized works; however, even such an opportunity is welcomed.

Possible impacts of OPGW installation works and compensation mechanism

The most active discussions were held around possible impacts on agricultural lands around towers during installation of OPGW. This issue was of specific attention during the session in Shinuhayr community where the majority of participants have agricultural lands around towers.

The main concern of participants of the session was that HVEN or contractors will implement the planned works without respect of rights of farmers and that the proposed mechanism of compensation of any harms caused during the installation works (Grievance Redress Mechanism) will not work properly in reality.

The Fichtner team explained that both, ADB and PIC, will be constantly monitor the implementation of the project. In case of any violation of rights local stakeholders may use "punishment" mechanism towards contractors unless the raised issues are properly addressed. However, local population seems to be pessimistic on this aspect based on the previous experience with implementation of similar activities.

It is recommended that compensation payments shall be of specific attention of ADB not only for the communities covered by this public consultation campaign but also for all other communities located around OHLs where OPGW shall be installed.

Waste management

It was stated that all construction works will be implemented only within the territory of target substations and that no waste (oil, batteries, metals) will be removed from the territory of substations to be disposed on the territory of communities. Hence there is no risk of pollution if the territory of the communities.

However, there may be certain problems with disposal of construction and demolition as well as "household" waste generated by workers at construction stage. Given that there is no any legal/appropriate landfill in Armenia, safe and appropriate disposal of these types of waste shall be of specific attention to avoid disposal of waste at existing illegal dumping sites on the territories of the communities or establishment of new 'wild' dumping sites around substations. Hence, the issue of appropriate disposal of waste shall be considered at the initial stages of construction works.

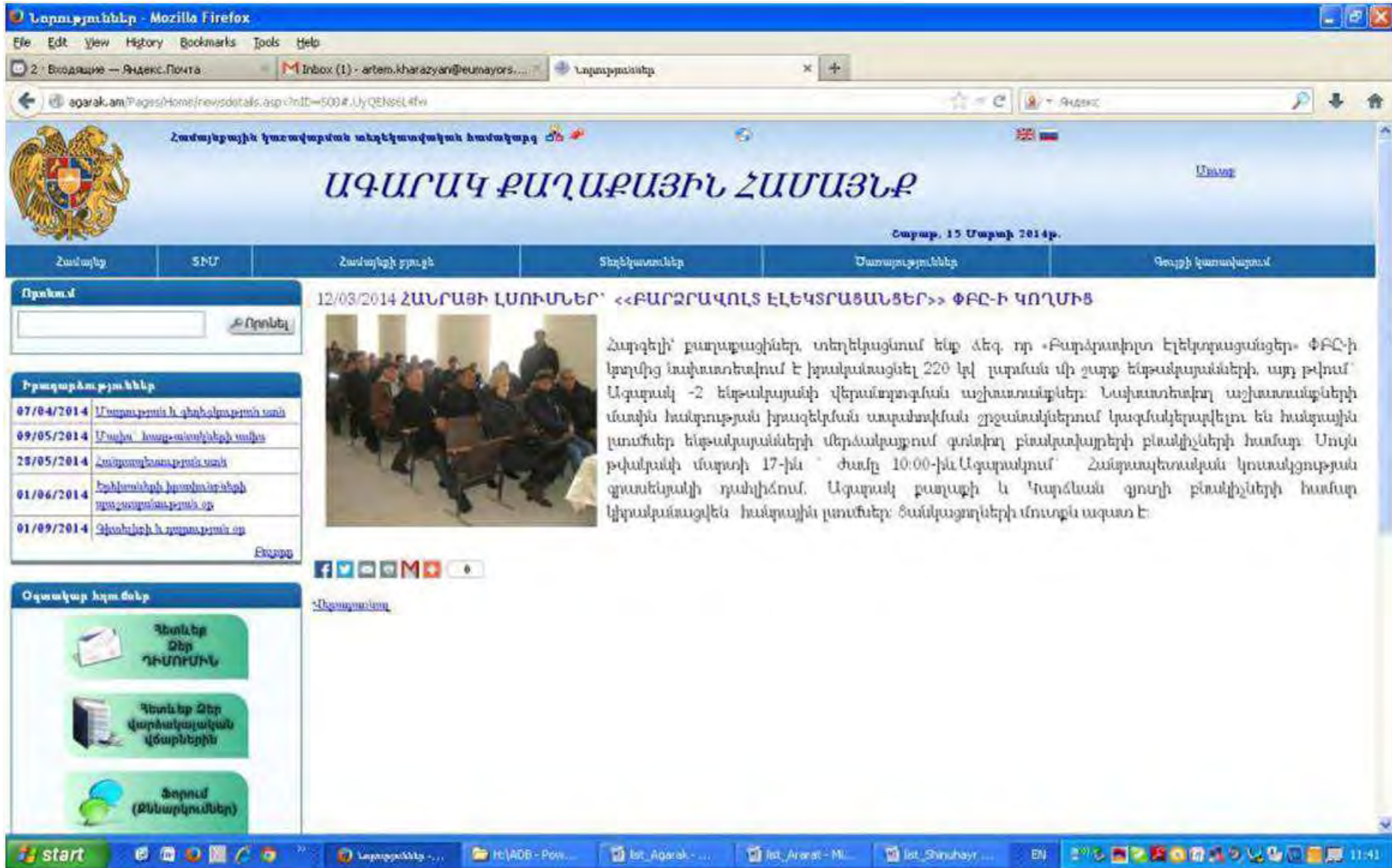
Submission of the results to MoNP

All original protocols and signing list of the event were officially submitted to HVEN to MoNP, in order to inform the Ministry on completion of public consultation (notification) process.

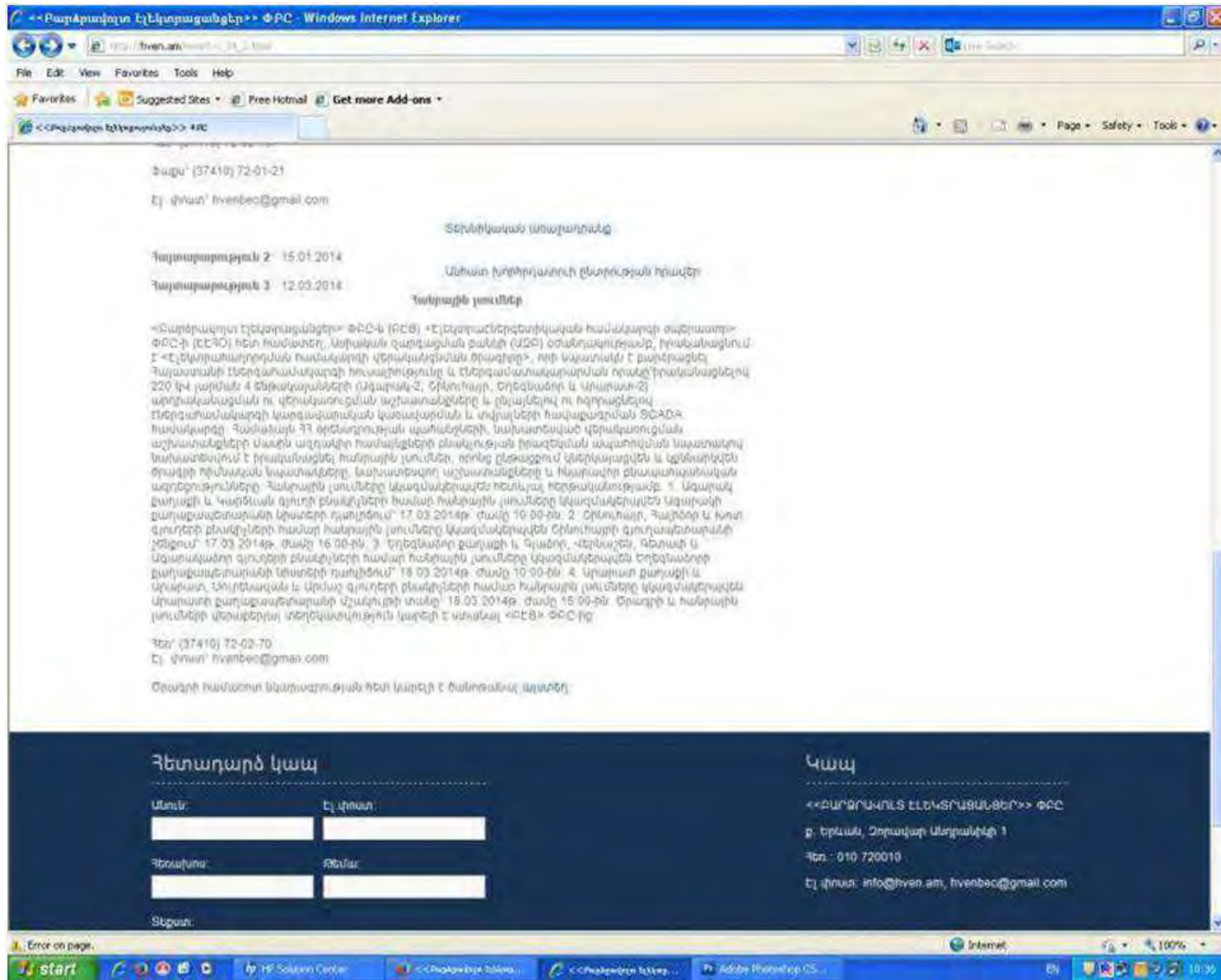
Annex 1

Screenshots of webpages

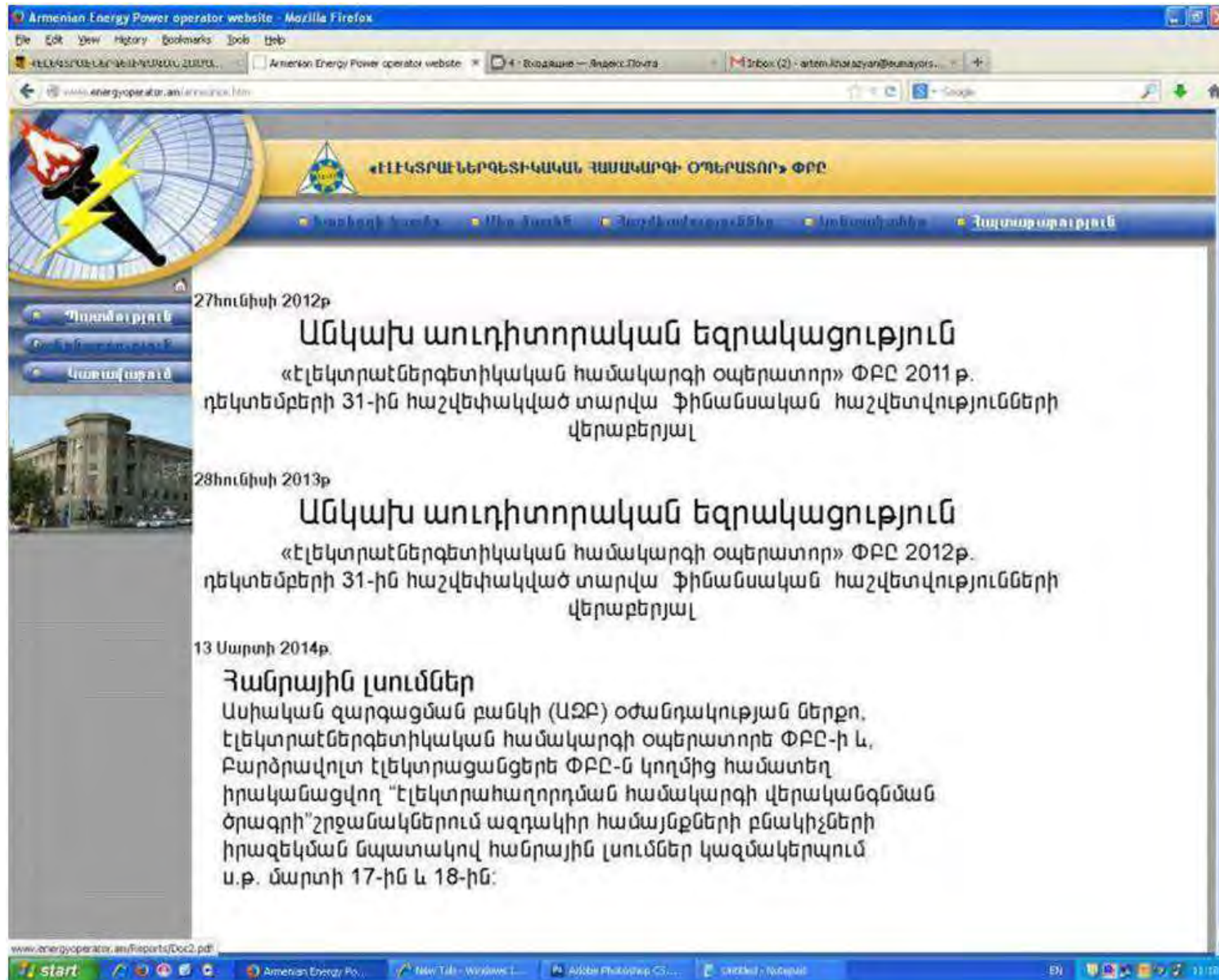
Screenshot of the webpage of the Municipality of Agarak



Screenshot of the webpage of HVEN



Screenshot of the webpage of EPSO



Annex 2

List of environmental NGOs informed
on public hearings

List of environmental NGOs informed on public hearings

Fwd: Announcement_Public hearing

Vram Tevosyan <vram.tevosyan@gmail.com>

Artem Kharatyan <artemkharatyan@rambler.ru>

Перевести Создать правило Свойства письма

Язык письма — английский. Перевести на русский? Перевести

2 файла

----- Forwarded message -----

From: Yerevan Aarhus Center <info@ aarhus.am>
Date: 2014-03-13 11:49 GMT+04:00
Subject: Announcement_Public hearing

To: Aarhus Yerevan <silvaa@list.ru>, upor@web.am, ABWA <bwca@freenet.am>, Adamyana Silva <birdlovers@rambler.ru>, Alice Savadyan <alriva@web.am>, Armen Kharatyan BP <mapland@yandex.ru>, Armen Martirosyan UNDP <armen.martirosyan@undp.org>, Artashes Saksyan <ecoteam@freenet.am>, Artur Sakunts <arakunts@hcv.am>, ASHD <ashd.armenia@yahoo.com>, Ashot Khoetsyan <akhoetsian@ysu.am>, Ashot Mirzoyan <ashot_mirzoyan@mail.ru>, Avetik Ishkhanyan <avetkishkhan@yandex.am>, AWWHE <office@awhhe.am>, Bnapahpan Tntesagetneri Eritasardakan Miutyun <andr_h@freenet.am>, Boris Gabrielyan <gabrielb@sci.am>, CSI <csi@csi.am>, ecoacademia <ecoacad@yahoo.com>, edk@heto.am, Eduard Salkhinov <esalkhinov@mail.ru>, Elizabet Danielyan <liza@awhhe.am>, Environenta Survival <esu@sci.am>, EPAC <epac@arminfo.com>, Enk Grigoryan <BITEA@freenet.am>, Erik Grigoryan <erikaria@freenet.am>, EtchmiadzinRT <karinh@etchmiadzin.am>, FAWL <favl@netys.am>, FYCA <fyca@sci.am>, Gayane Hukasyan <seond@web.am>, Gayane Khachatryan <gayush77@yahoo.com>, Gayane Movsesyan <gmovsesyan@mail.ru>, gjuhacademiaeco <ecocomaaa@yahoo.com>, Goris Eritasadutjan miutyun <mkanine@freenet.am>, Green Line <office@greenline.am>, Green_Yerevan <green_yerevan@mail.ru>, "Hasmik Aslanjan mail.ru" <shoghert@mail.ru>, Hasmik Hovhannisyana tpu <info@tpw.org>, Hasmik Hovhannisyana sunch <info@sunchild.org>, hasmov@yahoo.com, Hazarashen <azgaghr@arminfo.com>, Heghine Manasyan oro <heghine@oro.am>, Hovik Ghazaryan <hovhannes.ghazaryan@undp.org>, HPM <hem@hpm.am>, idhr web <idhr@web.am>, zarafian@yahoo.com, Investigate Journalists <info@heto.am>, Itina Galstyan <mariam@arminfo.com>, Julietta Bubushyan <July51@mail.ru>, Kamo Safrazyan yahoo <ecosisian@yahoo.com>, Kanach chanapamer <zmanuk@arminfo.com>, Kanako Hanrapetakan Horurd <nora@arminfo.com>, Karen Manvelyan WWF <kmanvelyan@wwfcaucasus.am>, Karine Danielyan <karined@web.am>, Khazer <khazer@nature.am>, Kharik Hovhannisyana web <aquaco@web.am>, Kharik Malkhasyan <gme77@mail.ru>, Konstantin Karagezyan <konstant@mb.sci.am>, Liana Nersisyan <arli78@inbox.ru>, "Lore, Stepanavan" <manya_lore@yahoo.com>, Lusine Margaryan REC Arm <lusine.margaryan@rec-cauc@sus.org>, Mamikon Kasabyan <ambirds@yahoo.com>, Maria Aghajanyan <maria@partnership.am>, Markanyan Gevok <gevok5@yandex.ru>, media Armforest <media@armenianforests.am>, nannell@freenet.am, Nazeli Vardabyan <vnazeli@yahoo.com>, Nune Darbinjan <nunee@mail.ru>, Nune Darbinyan NEAP <armcap2@arminfo.com>, Nune Yeghiazarian <seac@freenet.am>, "Pogosyan A. HSM" <hsm@netys.am>, Sakharov Centre Gumri <star@shirak.am>, Sergey Arevshatyan <phyto@freenet.am>, Silva Adamyana yahoo <armchl@yahoo.com>, socio-ecoass <sea_nature@mail.ru>, Sofia Kalantaryan <skalantaryan@yahoo.com>, Sona Aivazyana transpar <sona@transparency.am>, Sona Mardanyan <mars@dolphin.am>, Stepan Grigoryan <stepangrig@hotmail.com>, SWE <swa_hasmik@yahoo.com>, Tamara Babayan <igee@shirak.am>, Tamara Hovnanyan <tamara@sci.am>, Tatevik Zadovyan REC <tatevik.zadovyan@rec-caucasus.org>, Valesyan Lemvel <hvalasyan@ysu.am>, Vladimir Boynagyan <yboynagyan@ysu.am>, Womens Wright Center <wraam@arminfo.com>, Yerevan Press Club <horis@ypp.am>, Yulia <yulia@express.am>, Zartok89 <zartok89@netys.am>, Zhanna Galyan netys <zhanna@netys.am>, Zoya <z_caravan@yahoo.com>, yekaterina@armenianforests.am, zedigaryan@yahoo.co.uk, press_centre@sci.am, dtozian@yahoo.com, info@transparency.am, burq@freenet.am, nuna8888@mail.ru, ashken1997@mail.ru, higrankenyan@gmail.com, girko-A@rambler.ru, fater kamyosyan@mail.ru, "V"REC Caucasus" <nune.harutunyan@rec-caucasus.org>, "V"Human Rights Defender of the RoA" <etumanyants@mail.ru>, "V"Climate Change Information Center" <climate@nature.am>, "V"Acopian Center" <boat@aua.am>, "V"UNIDO" <anahit.simonyan@unido.org>, vardan.tserunyan@undp.org, eco-centr@rambler.ru, hermine@parliament.am, info@armeniatree.org, info@ecoluz.org, armgreen@ipia.sci.am, marina-oganezova@rambler.ru, burgyecgo@mail.com, office@wwfcaucasus.am, pww.ngo@rambler.ru, sira_yev@yahoo.com, yba.ngo@hotmail.com, hravsvazyan@ya.ru, bleianli@gmail.com, aleksanyan-vsuaeo@mail.ru, ripsimekhachatur@gmail.com, adem@arminfo.com, nare.aramian@gmail.com, g.gavane-info@rambler.ru, info@pro-pawc.org, gayane_zhannazaryan@yahoo.com, wardanian@ysu.am, tchitohvan@yahoo.com, galstyan <M.H.@mail.ru>, armine@armeniatree.org, tehmine2010@mail.ru, ghazaryan@yahoo.com, suzi-stedt@mail.ru, eco-peace@rambler.ru, Z3krish@rambler.ru, mkeyan@gmail.com, marishek.mar@inbox.ru

Co: vtevosyan@gmail.com

Dear Colleagues,
Please see the attachment.
Best Regards,
Silva Aivazyan
Coordinator of Yerevan Aarhus Center
46 Charents str., Yerevan
+374 10 55-13-64
+374 91 81-80-55

Annex 3

Scans of the protocols and list of
participants as well as some selected
photos

Protocol of the meeting in Agarak

Արձանագրություն

TA 8198 – ARM. Էլեկտրահաղորդման համակարգի վերականգնման ծրագրի շրջանակներում նախատեսվող SCADA համակարգի ընդլայնման և 4 բարձրավոլտ ենթակայանների վերականգնման նախագծի շրջակա միջավայրի վրա ազդեցության վերաբերյալ **հասարակական լսումների**

Սեզարյան

17.03.2014թ

Ս/թ մարտի 17-ին ժամը 10⁰⁰ ընդհանուր ժամը Սեզարյան Ս. Ե. տեղի ունեցավ "Բարձրավոլտ էլեկտրասեղան" ՓԲԸ կողմից "Էլեկտրահաղորդման համակարգի վերականգնման" ծրագրի շրջանակներում նախատեսվող 4 բարձրավոլտ ենթակայանների վերականգնման նախագծի շրջակա միջավայրի վրա ազդեցության վերաբերյալ հանրության իրազեկում և քննարկում համաձայն "Շրջակա միջավայրի վրա ազդեցության փորձաքննության մասին" ՀՀ օրենքի 6-րդ հոդվածի պահանջների:

Մասնակիցների ցանկը կցվում է:

Օրակարգում

Հասարակության ներկայացուցիչներին՝ բնակիչներին, տեղական ինքնակառավարման մարմինների պատասխանատուներին և մասնագետներին տեղեկացնել նախատեսվող գործունեության մասին, արձանագրել և ՀՀ բնապահպանության նախարարություն ու այլ շահագրգիռ կազմակերպություններին ներկայացնել մասնակիցների կարծիքները:

Շրագրի խորհրդատու "Ֆիխտեր" միջազգային կազմակերպության ներկայացուցիչները ներկայացրեցին՝

- Ա.Նարազյանը՝ նախագծի եռօրյակը, տեխնիկական միջոցառումները,
- Վ.Տոտայանը՝ նախագծի իրականացման ընթացքում շրջակա միջավայրի վրա սպասվող ազդեցության մասին տեղեկություններ, այդ ազդեցության նվազեցման համար անհրաժեշտ միջոցառումները:

Ելույթ ունեցողները պատասխանեցին մասնակիցների հարցերին և տվեցին անհրաժեշտ պարզաբանումներ:

Սեզարյան Ս. Ե. կողմից ներկայացված և քննարկված
"Սեզարյան" ՀԲԸ-ի կողմից 2014 թ. 3. 17-ը 2014 թ. 3. 17-ը



համաձայն շեկար Սեզարյան Ս. Ե. կողմից

List of participant in Agarak

Ագարակի քաղաքապետարան

“Բարձրավոլտ էլեկրացանցեր” ՓԲԸ

“Էլեկտրահաղորդման համակարգի վերականգնման ծրագիր”
 Հասարակական լսումներ նվիրված շրջակա միջավայրի վրա ծրագրի ազդեցությանը

Մասնակիցների ցուցակ

ք.Ագարակ

17.03.2014թ.

Ը/Ը	Անուն/Ազգանուն	Կազմակերպություն/ Բնակավայր	Ստորագրություն
1	Վահան Բեկաբաբյան	Ֆիլիպսեր էլ	[Signature]
2	Ներսիս Բաբայան	Ֆիլիպսեր էլ	[Signature]
3	Հովհաննիսյան Հովհաննիս	Էլ. ցանց Ագարակ	[Signature]
4	Խանթաբաջյան Արմեն	Ագարակ ԷԼՄ ցանց	[Signature]
5	Վերաբեկյան Պարտիզ	Վերաբեկ Էլ. ցանց	[Signature]
6	Վերաբեկյան Արմեն	Ագարակ Էլ. ցանց	[Signature]
7	Հանքաբջյան Պավել	Ագարակի բնակիչ	[Signature]
8	Խանթաբաջյան Արմեն	Ագարակի բնակիչ	[Signature]
9	Ա.Վերաբեկյան Արմեն	Ագարակի բնակիչ	[Signature]
10	Վերաբեկյան Վերաբեկ	ք. Ագարակ	[Signature]
11	Վերաբեկյան Վերաբեկ	գ. Ագարակ	[Signature]
12	Վերաբեկյան Վերաբեկ	գ. Ագարակ	[Signature]
13	Վերաբեկյան Վերաբեկ	գ. Ագարակ	[Signature]
14	Վերաբեկյան Վերաբեկ	գ. Ագարակ (տեղ. 21)	[Signature]
15	Վերաբեկյան Վերաբեկ	գ. Ագարակ (տեղ. 21)	[Signature]
16	Վերաբեկյան Վերաբեկ	գ. Ագարակ (տեղ. 21)	[Signature]
17	Վերաբեկյան Վերաբեկ	գ. Ագարակ (տեղ. 21)	[Signature]
18	Վերաբեկյան Վերաբեկ	գ. Ագարակ (տեղ. 21)	[Signature]
19	Վերաբեկյան Վերաբեկ	գ. Ագարակ (տեղ. 21)	[Signature]

“Էլեկտրահաղորդման համակարգի վերականգնման ծրագիր”
 Հասարակական լսումներ եկիրված շրջակա միջավայրի վրա ծրագրի ազդեցությանը

Մասնակիցների ցուցակ

ք.Ազարակ

17.03.2014թ.

Հ/Հ	Անուն/Ազգանուն	Կազմակերպություն/ Բնակավայր	Ստորագրություն
1	Սեդրակի Արեֆանյան	Վ. Ազարակ	<i>[Signature]</i>
2	Սեդրակ Անի	Վ. Ազարակ	<i>[Signature]</i>
3	Մարտիրոս Աղաբաբյան	Վ. Ազարակ	<i>[Signature]</i>
4	Դավիթյան Բորիսյան	Վ. Ազարակ	<i>[Signature]</i>
5	Սեդրակ Կարամյան	Վ. Ազարակ	<i>[Signature]</i>
6	Խաչատրյան Գեորգյան	Վ. Ազարակ	<i>[Signature]</i>
7	Նիկոլայ Դավթյան	Վ. Ազարակ	<i>[Signature]</i>
8	Դավթյան Դավթյան	Վ. Ազարակ	<i>[Signature]</i>
9	Համբարձումյան Զորիստյան	Վ. Ազարակ	<i>[Signature]</i>
10	Արմեն Առաքելյան	Վ. Ազարակ	<i>[Signature]</i>
11	Եսայի Օհանջանյան	Վ. Ազարակ	<i>[Signature]</i>
12	Գրիգորյան Վերապետյան	Վ. Ազարակ	<i>[Signature]</i>
13	Մարտիրոսյան Վերապետյան	Վ. Ազարակ	<i>[Signature]</i>
14	Սեդրակ Կարամյան	Վ. Ազարակ	<i>[Signature]</i>
15	Սեդրակ Կարամյան	Վ. Ազարակ	<i>[Signature]</i>
16	Գրիգորյան Կարամյան	Վ. Ազարակ	<i>[Signature]</i>
17	Սեդրակ Կարամյան	Վ. Ազարակ	<i>[Signature]</i>
18			
19			

Photos from the meeting in Agarak





List of participants in Shinuhayr

Շինուհայրի համայնքապետարան

“Բարձրավոլտ էլեկրացանցեր” ՓԲԸ

“Էլեկտրահաղորդման համակարգի վերականգնման ծրագիր”
Հասարակական լսումներ եկիրված շրջակա միջավայրի վրա ծրագրի ազդեցությանը

Մասնակիցների ցուցակ

գ.Շինուհայր

17.03.2014թ.

Հ/Հ	Անուն/Ազգանուն	Կազմակերպություն/ Բնակավայր	Ստորագրություն
1	ԳրաՏ Բեկարյան	Ֆրիբուրգ	
2	ՎԱՐՆԱՏ ՎԱՅՏՄԱՆՅԱՆՅԱՆ	ՎԱՄԻՒ ՏՎԱՆՈՒՄ	
3	Հարություն Բաղդասարյան	Կամայ ՆԻԻ Գրադարան Երևան	
4	Էմիլ Մարգարյան	Երևան	
5	Դավիթ Գալստյան	Կարմիր	
6	Քրիստինա Բաբայան	Երևան	
7	Դավիթ Բաբայան	Երևան	
8	Իվանյան Գարգար	Երևան	
9	Կարգարյան Սոս	Երևան	
10	Կարգարյան Ռիդիկ	Երևան	
11	Կարգարյան Գրգարյան	Երևան	
12	Կարգարյան Գրգարյան	Երևան	
13	Կարգարյան Գրգարյան	Երևան	
14	Կարգարյան Գրգարյան	Երևան	
15	Կարգարյան Գրգարյան	Երևան	
16	Կարգարյան Գրգարյան	Երևան	
17	Կարգարյան Գրգարյան	Երևան	
18	Կարգարյան Գրգարյան	Երևան	
19	Կարգարյան Գրգարյան	Երևան	

Photos from the meeting in Shinuhayr





Protocol of the meeting in Eghegnadzor

Արձանագրություն

TA 8198 –ARM. էլեկտրահաղորդման համակարգի վերականգնման ծրագրի շրջանակներում նախատեսվող SCADA համակարգի ընդլայնման և 4 բարձրավոլտ ենթակայանների վերականգնման նախագծի շրջակա միջավայրի վրա ազդեցության վերաբերյալ հասարակական լսումների

Էլեկտրագործ

18.03.2014թ.

Ա/թ մարտի 18-ին ժամը 10⁰⁰ 22 Կոլոն Զայ. Եսքոյ Էլեկտրագործ տեղի ունեցավ "Բարձրավոլտ էլեկտրացանցեր" ՓԲԸ կողմից էլեկտրահաղորդման համակարգի վերականգնման" ծրագրի շրջանակներում նախատեսվող 4 բարձրավոլտ ենթակայանների վերականգնման նախագծի շրջակա միջավայրի վրա ազդեցության վերաբերյալ հանրության իրազեկում և քննարկում համաձայն "Շրջակա միջավայրի վրա ազդեցության փորձարկման մասին" ՀՀ օրենքի 6-րդ հոդվածի պահանջների:

Մասնակիցների ցանկը կցվում է:

Օրակարգում

Հասարակության ներկայացուցիչներին՝ բնակիչներին, տեղական ինքնակառավարման մարմինների պատասխանատուներին և մասնագետներին տեղեկացնել նախատեսվող գործունեության մասին, արձանագրել և 22 քննադատականության նախարարություն ու այլ շահագրգիռ կազմակերպություններին ներկայացնել մասնակիցների կարծիքները:


Օրագրի խորհրդատու "Ֆիխտներ" միջազգային կազմակերպության ներկայացուցիչները ներկայացրեցին՝

- Ա.Լարսագյանը՝ նախագծի էությունը, տեխնիկական միջոցառումները,
- Վ.Թևոնյանը՝ նախագծի իրականացման ընթացքում շրջակա միջավայրի վրա սպասվող ազդեցության մասին տեղեկություններ, այդ ազդեցության նվազեցման համար անհրաժեշտ միջոցառումները:

Ելույթ ունեցողները պատասխանեցին մասնակիցների հարցերին և տվեցին անհրաժեշտ պարզաբանումներ:

ԲՆՅ Կոլոն Զայ. Եսքոյ Էլեկտրագործ

Էլեկտրագործ



List of participants in Eghegnadzor

Եղեգնածորի քաղաքապետարան

“Բարձրավոլտ էլեկրացանցեր” ՓԲԸ

“Էլեկտրահաղորդման համակարգի վերականգնման ծրագիր”

Հասարակական խումբեր ելիքիված շրջակա միջավայրի վրա ծրագրի ազդեցությանը

Մասնակիցների ցուցակ

ք.Եղեգնածոր

18.03.2014թ.

Հ/Հ	Անուն/Ազգանուն	Կազմակերպություն/ Բնակավայր	Ստորագրություն
1	Արտեմ Կախունյան	Եղեգնածորի քաղաքապետարան	[Signature]
2	Կոչարյան Գրիգոր	Եղեգնածոր (ԲՏԿ)	[Signature]
3	Կարամյան Լիլյան	Եղեգնածոր	[Signature]
4	Գրիգորյան Գրիգոր	Եղեգնածոր	[Signature]
5	Սիմոնյան Իսախան	Հեղուկ էներգիա	[Signature]
6	Խաչատրյան Լիլյան	Բրեյդեր	[Signature]
7	Քոչարյան Գրիգոր	Բրեյդեր	[Signature]
8	Խաչատրյան Լիլյան	Եղեգնածոր	[Signature]
9	Խաչատրյան Լիլյան	Կրեմլ	[Signature]
10	Սարգսյան Լիլյան	Խաչատրյան	[Signature]
11	Գրիգորյան Լիլյան	Եղեգնածոր	[Signature]
12	Կարամյան Լիլյան	Եղեգնածոր	[Signature]
13	Կարամյան Լիլյան	Եղեգնածոր	[Signature]
14	Կարամյան Լիլյան	Եղեգնածոր	[Signature]
15	Կարամյան Լիլյան	Եղեգնածոր	[Signature]
16	Կարամյան Լիլյան	Եղեգնածոր	[Signature]
17	Կարամյան Լիլյան	Եղեգնածոր	[Signature]
18	Կարամյան Լիլյան	Եղեգնածոր	[Signature]
19	Կարամյան Լիլյան	Եղեգնածոր	[Signature]

Եղեգևաձորի քաղաքապետարան

“Բարձրավոլտ էլեկրացանցեր” ՓԲԸ

“Էլեկտրահաղորդման համակարգի վերականգնման ծրագիր”
Հասարակական խումբի անդամների կողմից շրջակա միջավայրի վրա ծրագրի ազդեցությանը

Մասնակիցների ցուցակ

ք.Եղեգևաձոր

18.03.2014թ.

Հ/Հ	Անուն/Ազգանուն	Կազմակերպություն/ Բնակավայր	Մտորագրություն
1	Արմենակյան Նիկոլայ	Ղեկավար խումբի անդամներ	
2			
3			
4			
5			
6			
7			
8			
9			
10			
11			
12			
13			
14			
15			
16			
17			
18			
19			

Photos from the meeting in Eghegnadzor





Protocol of the meeting in Ararat

Արձանագրություն

TA 8198 –ARM. էլեկտրահաղորդման համակարգի վերականգնման ծրագրի շրջանակներում
նախատեսվող SCADA համակարգի ընդլայնման և 4 բարձրավոլտ ենթակայանների վերականգնման նախագծի շրջակա միջավայրի վրա ազդեցության վերաբերյալ հասարակական լսումների

Ներքային

18.03.2014թ

Ա/թ մարտի 18-ին ժամը 15⁰⁰ և Ներքային Տն/մ/թ/ 36/նախագծի վրա ազդեցության վերաբերյալ ՍԵՎԻՍ-ի ղեկավարության կողմից «Էլեկտրահաղորդման համակարգի վերականգնման» ծրագրի շրջանակներում նախատեսվող 4 բարձրավոլտ ենթակայանների վերականգնման նախագծի շրջակա միջավայրի վրա ազդեցության վերաբերյալ ուսերության իրազեկում և քննարկում համաձայն «Շրջակա միջավայրի վրա ազդեցության գործառնության մասին» ՀՀ օրենքի 6-րդ հոդվածի պահանջներ:

Մասնակիցների ցանկը կգտնվի:

Օրակարգում՝

Հասարակության ներկայացուցիչներին՝ քննարկներին, տեղական ղեկավարության մարմինների պատասխանատուներին և մասնագետներին տեղեկացնել նախատեսվող գործունեության մասին, արձանագրել և ՀՀ բնապահպանության նախարարություն ու այլ շահագրգիռ կազմակերպություններին ներկայացնել մասնակիցների կարծիքները:

Ծրագրի իրականացումը «Ֆինանսեր» միջազգային կազմակերպության ներկայացուցիչները ներկայացրեցին՝

- Անարագյանը՝ նախագծի էությունը, տնօնմանական միջոցառումները,
- Վ.Քննարկել նախագծի իրականացման ընթացքում շրջակա միջավայրի վրա ազդեցության մասին տեղեկություններ, այդ ազդեցության կրճատման համար անհրաժեշտ միջոցառումները:

Ելույթ ունեցողները պատասխանեցին մասնակիցների հարցերին և տվեցին անհրաժեշտ տարգայանումներ:

«ԲԿԿ» ՎԲԸ «Հարավային» Տ/Ծ ղեկավարության ղեկավար Յ. Բախչյան



16.03.14

List of participants in Ararat

Արարատի քաղաքապետարան

“Բարձրավոլտ էլեկրացանցեր” ՓԲԸ

“Էլեկտրահաղորդման համակարգի վերականգնման ծրագիր”

Հասարակական շտաբների նկիրված շրջակա միջավայրի վրա ծրագրի ազդեցությանը

Մասնակիցների ցուցակ

ք.Արարատ

18.03.2014թ.

Հ/Հ	Անուն/Ազգանուն	Կազմակերպություն/ Բնակավայր	Ստորագրություն
1	Արսեն Խաչատրյան	Ֆիբուր 2-եր	
2	Սեդրակ Արսենյան	Բ. Արսենյան	
3	Ջամալ Քեչումյան	Ֆիբուր 2-եր	
4	Զարգուշ Զարգուշյան	ԲԿԿ Զարգուշ Զարգուշյան	
5	Գրիգոր Զարգուշյան	Արարատ ք.	
6	Զարգուշ Զարգուշյան	Արարատ ք. Զարգուշյան Գրիգորյան	
7	Գրիգոր Զարգուշյան	Արարատ ք. Գրիգորյան	
8	Ջամալ Զարգուշյան	Արարատ ք. Զարգուշյան	
9	Պրիլույան Պրիլույան	Արարատ ք. Պրիլույան	
10	Պրիլույան Պրիլույան	Արարատ ք. Պրիլույան	
11	Ջամալ Զարգուշյան	Արարատ ք. Ջամալ Զարգուշյան	
12	Զարգուշ Զարգուշյան	Արարատ ք. Զարգուշյան	
13	Զարգուշ Զարգուշյան	Արարատ ք. Զարգուշյան	
14	Զարգուշ Զարգուշյան	Արարատ ք. Զարգուշյան	
15	Զարգուշ Զարգուշյան	Արարատ ք. Զարգուշյան	
16	Վահագն Կարս	Գ. Վահագն Կարս	
17	Վահագն Կարս	Գ. Վահագն Կարս	
18	Վահագն Կարս	Գ. Վահագն Կարս	
19	Վահագն Կարս	Գ. Վահագն Կարս	

Photos from the meeting in Ararat



April 2014



Ministry of Energy and Natural Resources (MENR)

**TA 8198 - ARM: Power Transmission
Rehabilitation Project (46416-001)**

BRIEF REPORT

ON

**The meeting with the management and staff of Zangezur
Biosphere Complex SNCO and site visit to the territory of the
Arevik National Park organized within the framework of the
public consultation campaign under the**

**ADB Financed “Power System Rehabilitation” Project in
Armenia**

April 14-16, 2014t

Table of Contents

1. Introduction	1-1
2. Meeting with Zangezur Biosphere Complex SNCO, Kapan Town, 14.04.2014	2-1
3. Discussions	3-1
3.1 Meeting in Administrative Office of Arevik National Park of ZBC CJSC, Meghri Town, 15.04.2014	3-1
3.2 Discussions	3-2
3.3 Site visit to some section of Meghri-1(2) OHL on the territory of Arevik National Park, 15.04.2014	3-2
3.4 Site visits to Agarak-2 and Shinuhayr substations, 15-16.04.2014	3-2

1. Introduction

According to the IEE Report some part of the 220 kV Shinuhayr-Agarak (Meghri-1(2)) OHL is running along the edge and inside of the Arevik National Park located on the territory of RA Syunik Region, in Armenia's south. Very limited impact is expected on the natural habitat and biodiversity of the national park during replacement of the existing ground wire by an Optical Ground Wire (OPGW) thanks to application of a modern string technology that requires only access to the angle towers with smaller trucks using existing access roads.

Nevertheless, in accordance with the acting legislation and requirements of ADB, a joint consultation mission was organized by ADB and Fichtner aimed to meet with the respective representatives of the national park and HVEN CJSC to introduce possible environmental impacts of OPGW installation activities as well as to visit some sections of Meghri-1(2) OHL that pass through the territory of the park and to assess the actual situation on-site.

The mission team consisted of Mr. Areg Barseghyan, Senior Portfolio Management Officer of ADB Armenia Resident Mission, and Mr. Vram Tevosyan, Fichtner Local EIA Expert.

2. Meeting with Zangezur Biosphere Complex SNCO, Kapan Town, 14.04.2014

Initially it was planned to meet directly with the management of the Arevik National Park, however, during communication with the Ministry of Nature Protection of RA it was learned that the target organization for consultation purposes is Zangezur Biosphere Complex SNCO (ZBC), a newly established organization under the Ministry of Nature Protection of RA that was formed by uniting Shikaokh National Reserve and Arevik National Park. ZBC is responsible for management and protection as well as for preservation of ecosystems of the mentioned territories, hence, serving as the key stakeholder for consultation process.

The mission met with the following stakeholders (see the original list of participants in the Annex I):

- Mr. S.Hambartsumyan, Director of ZBC
- Mr. V.Grigoryan, Deputy Director of ZBC
- Mr. A.Petrosyan, Specialist, ZBC
- Mr. S.Hambartsumyan, Specialist, ZBC
- Mr. A.Mkrtchyan, Specialist, ZBC
- Ms. N.Grigoryan, Specialist, ZBC
- Mr. H.Grigoryan, Chief Engineer of HVEN CJSC Zangezur Branch
- Mr. E.Baghdasaryan, Head of OHL Operation Division of HVEN CJSC Zangezur Branch

After welcome address Mr. Barseghyan introduced the key objectives, activities and expected outcomes of Power System Rehabilitation Project.

Then Mr. Tevosyan made a presentation on expansion of SCADA system with a special focus on introduction of particular activities to be preformed within the scope of the mentioned component (i.e. installation of OPWG), presentation of expected potential environmental impacts of the planned activities as well as description of mechanism and procedures proposed for mitigation of the expected impacts.

The audience was informed on advantages of the proposed stringing technology that will minimize impact on the park's ecosystems due to utilization of small trucks and limited access to towers (only angle towers will be approached, hence no need to approach suspension towers in between) via already existing road infrastructures.

Additionally it was mentioned that no parking and maintenance of machinery and trucks will be organized on the territory of the park as well as that all domestic and other type of waste will be immediately collected and removed to the sites located outside of the park.

It was stressed that only general provisions of the project are introduced at the current public consultation stage, whereas, more detailed information on project activities will be available after completion of the detailed project design that will be a subject to full environmental impact assessment in accordance with the requirements of acting legislation.

3. Discussions

- Mr. S.Hambartsumyan expressed doubt regarding possibility of transportation of stringing equipment and drums via small trucks.

It was proposed to discuss this issue after finalization of technical documentation when more detailed information on stringing technology is available.

- Mr. V.Tevosyan asked to clarify the status of ZBC CJSC and the scope of cooperation with ZBC during project implementation stage. How application for implementation of construction works on the territory of the park shall be formalized? Who shall authorize access to the territory of the park? Who and how will monitor and supervise construction activities performed on the territory of the park?

Mr. S.Hambartsumyan and Mr. V.Grigoryan clarified that general issues associated with activities on the territory of the park will be regulated by the Ministry of Nature Protection of RA, however, day-to-day routine cooperation shall be organized directly with the ZBC. All project related activities on the territory of the park shall be performed in the presence of the park representatives.

- Mr. V.Tevosyan, asked to clarify what kind of environmental impacts may be expected as a result of the proposed OPGW installation activities.

Mr. S.Hambarstumyan expressed his option that in case of properly organized and timely agreed activities no major negative environmental impacts shall occur.

It was proposed to discuss this issue after finalization of technical documentation when more detailed information on stringing technology is available. It was also proposed that development and finalization of the detailed technical design be performed in consultation with ZBC.

Upon completion of the consultation process a protocol of the meeting was signed by Mr. H.Grigoryan on behalf of HVEN CJSC and Mr. S.Hambartsumyan on behalf of ZBC SNCO (see Annex II)

3.1 Meeting in Administrative Office of Arevik National Park of ZBC CJSC, Meghri Town, 15.04.2014

The mission met with the following stakeholders:

- Mr. S.Hovhannisyan, Director of Arevik Branch of ZBC CNCO
- Mr. A.Petrosyan, Specialist, ZBC
- Mr. S.Hambartsumyan, Specialist, ZBC
- Mr. A.Mkrtchyan, Specialist, ZBC
- Ms. N.Grigoryan, Specialist, ZBC
- Mr. H.Grigoryan, Chief Engineer of HVEN CJSC Zangezour Branch

3.2 Discussions

A number of issues related with organization and implementation of construction works as well as cooperation with the management and staff of the park were discussed.

Mr. S.Harutyunyan mentioned that the borders of the park's sections are still to be clarified and that no exact maps exist at the moment. In case of availability of funds ZBC may provide assistance in cartographic works.

In response to Mr. Tevosyan question regarding scope of possible cooperation Mr. S.Harutyunyan mentioned that ZBC is ready to provide training (briefing) of constructor's workers and drivers on special requirements and procedures of work on the territory of the park as well as to provide appropriate specialists to guide and supervise construction works. However, all this initiatives shall be authorized by the management of ZBC.

3.3 Site visit to some section of Meghri-1(2) OHL on the territory of Arevik National Park, 15.04.2014

Some section of the overhead line was visited by the mission team together with Mr. H.Grigoryan from HVEN and Mr. S. Markosyan, Forester of Arevik National Park, to see location of angle towers and check nearby environment.

Mr. S.Markosyan clarified that during construction activities the local staff of Arevik National Park will perform daily check of the construction sections and in case of tree cutting or other violations will prepare appropriate protocols as well as application for damage compensation.

3.4 Site visits to Agarak-2 and Shinuhayr substations, 15-16.04.2014

The mission team visited Agarak-2 and Shinuhayr substations and met with management and staff of the target substations.

Conclusions

- It has been proposed that the management of ZBC SNCO be involved in the consultation process during development and finalization of detailed design documents to be able to prepare the schedule and scope of the works (mitigation activities) that needs to be implemented on the territory of the national park.
- Discussion of practical aspects of possible environmental impacts and mitigation actions will be possible at a later stage when detailed design documents are available and environmental impact assessment is performed according to the acting legislation. It is desirable that the management of ZBC SNCO be timely informed on availability of the detailed design documents.

- Mapping of the border of Arevik National Park as well as routing of Maghri-1(20 OHL is needed to ensure proper monitoring of site specific environmental action plan. Practical efforts of the Ministry of Nature Protection and Ministry of Energy and Natural Resources are needed to organize mapping process. Fichtner will facilitate this process by providing GPS coordinates of the vast majority of angle towers obtained during environmental survey organized in August 2013.
- At the project implementation stage the management of ZBC SNCO will allocate necessary staff (e.g. foresters) to guide and supervise all project related activities on the territory of the park. Moreover, ZBC may organize briefing of the constructor's workers and drivers on conditions and procedures of work on the territory of the park to minimize potential impacts.
- In case of tree cutting or other "environmental damage" caused during construction works, appropriate protocols and applications for compensation of damaged will be developed on-site. This approach may be more time and cost effective.

ANNEX III – Photos
Meeting in ZBC SNCO in Kapan



