

Internal Monitoring Report

Semi-Annual Report
November 2015

PAK: National Motorway M-4 Gojra–Shorkot Section Project

Prepared by National Highway Authority of Ministry of Communications for the Islamic Republic of Pakistan and the Asian Development Bank.

This external monitoring report is a document of the borrower. The views expressed herein do not necessarily represent those of ADB's Board of Directors, Management, or staff, and may be preliminary in nature.

In preparing any country program or strategy, financing any project, or by making any designation of or reference to a particular territory or geographic area in this document, the Asian Development Bank does not intend to make any judgments as to the legal or other status of any territory or area.



**MINISTRY OF COMMUNICATIONS
NATIONAL HIGHWAY AUTHORITY**



FAISALABAD – KHANEWAL MOTORWAY PROJECT (M-4)

Internal Monitoring Report for the Implementation of Land Acquisition & Resettlement Plan and Corrective Action Plan

Section II (Gojra – Shorkot)

Chainage 58+100 – 120+268 (62 km)

Office of the Project Director

NHA Complex Kamalpur Interchange
Sargodha Road, Faisalabad

12th November 2015

**MINISTRY OF COMMUNICATIONS
NATIONAL HIGHWAY AUTHORITY**

FAISALABAD – KHANEWAL MOTORWAY PROJECT (M-4)

**Internal Monitoring Report for the
Implementation of Land Acquisition & Resettlement Plan and
Corrective Action Plan**

Section II (Gojra – Shorkot)
Chainage 58+100 – 120+268 (62 km)

Office of the Project Director
NHA Complex Kamalpur Interchange
Sargodha Road Faisalabad

12th November 2015

TABLE OF CONTENTS

TABLE OF CONTENTS.....	i
LIST OF TABLES	ii
LIST OF ANNEXES	ii
ABBREVIATIONS	iii
1. INTRODUCTION	1
1.1 Background	1
1.2 Objectives of Internal Monitoring Report.....	2
2. STATUS OF IMPLEMENTATION OF LARP AND CAP	3
2.1 Project Impact as per LARP	3
2.1.1 Number of DHs.....	3
2.1.2 Land Acquisition	3
2.1.3 Structures and Farm Assets	4
2.1.4 Affected Crops.....	4
2.1.5 Affected Trees	4
2.3 Implementation Status of LARP.....	4
2.4.1 Payment of Land Compensation.....	4
2.4.2 Payment of Structures	5
2.4.3 Payment of Trees	5
2.4.4 Payment of Crop Compensation.....	5
2.4.5 Payment of Allowances	5
2.5 Reasons for On-going or Pending Payments.....	6
2.6 Implementation of CAP of Section-II.....	6
2.7 Institutional Arrangements for LARP Implemenation.....	7
2.7.1 Grievances Redress Mechanism	7
2.8 Status of awards and approval of documents	8
2.8.1 Approval of Land Acquisition and Resettlement Framework (LARF).....	8
2.8.2 Approval of Land Acquisition and Resettlement Plan (LARP)	8
2.9 On-Going Process for Disbursement of Compensation	9
3. LINEAR PLAN.....	9
4. CONCLUSIONS	11
ANNEXES.....	12

LIST OF TABLES

Table 2.1: District-wise Land and Number of DHs	3
Table 2.2: Summary of Project Impacts	4
Table 2.3: Status of Implementation of LARP	5
Table 2.4: Reasons for Non-Payment of Land Compensation	6

LIST OF ANNEXES

Annex-A: Linear Plan - Payment of Compensation in Section-II (Gojra-Shorkot) of M-4.....	12
Annex-1: Village-wise Summary of Awarded Land	14
Annex-2: Mouza-wise summary of Payment for Affected Structures	15
Annex-3: Mouza-wise summary of Payment for Affected Trees	16
Annex-4: Payment for Crops	17
Annex-5: Mouza-wise summary of Payment for Allowances.....	19
Annex-6: Notification and List of APCs & GRCs Constituted at Village Level	28

ABBREVIATIONS

AD	Assistant Director
ADB	Asian Development Bank
BOR	Board of Revenue
CAP	Corrective Action Plan
DD	Deputy Director
DHs	Displaced Households
DPs	Displaced Persons
GM	General Manager
GOP	Government of Pakistan
GRC	Grievances Redress Cell
IMR	Internal Monitoring Report
LAA	Land Acquisition Act 1894
LAC	Land Acquisition Collector
LARF	Land Acquisition & Resettlement Framework
LARP	Land Acquisition & Resettlement Plan
MFF	Multi-tranche Financing Facility
NHA	National Highway Authority
NTCHIP	National Trade Corridor Highway Investment Program
PIU	Project Implementation Unit
ROW	Right of Way
SPS	Safeguard Policy Statement
SSMC	Social Safeguards Management Consultant

Internal Monitoring Report for the Implementation of
Land Acquisition & Resettlement Plan (LARP)

FAISALABAD – KHANEWAL MOTORWAY PROJECT (M4)

Section-II: Gojra – Shorkot (58+100 – 120+268 = 62 km)

1. INTRODUCTION

1.1 Background

1. The Government of Pakistan (GOP) gives major emphasis to improving the existing roads and building new motorways and expressways to improve and expand the country's road network. The National Highway Authority (NHA) under the Federal Ministry of Communications is responsible for the 7000 kms long National Highway Network and Motorway systems, which carries 75% to 80% of the total commercial traffic. The road network in Pakistan is expanding rapidly and the pace of this development is gradually accelerating which is continuing till now.

2. In spite of overall resource constraints in the country, Government of Pakistan (GOP) has been making substantial investments to develop National Trade Corridor linking major urban centers. The Asian Development Bank (ADB) has provided funding for the implementation of National Trade Corridor Highway Investment Program (NTCHIP). Construction of Faisalabad-Khanewal Motorway (184 Km) as M-4 is an important step towards this direction.

3. The NTCHIP Program is financed by ADB through a Multi-tranche Financing Facility (MFF-0016) which was approved in 2007. The MFF consists of several tranches, each covering several subprojects. The on-going MFF originally had 2 subprojects; Peshawar-Torkham Expressway and Faisalabad-Khanewal Motorway to be executed under multiple Tranches prepared and approved as such keeping in view NHA's preparedness and finalization of design of any of the road component. However in 2008, NHA replaced the Peshawar Torkham Project with Hassanabdal-Havelian Expressway (58.6 Km) to be executed under any of subsequent tranche.

4. The M4 (Section-I) has already constructed under tranche 1 of the MFF; Originally, it was planned to process M-4 Section-II in Tranche-4 under NTCHIP, however considering the leftover time (less than three years) insufficient to execute the project under the MFF before closure date of the MFF facility (December 2017), NHA and ADB planned to finance M-4 Section-II project as standalone project loan.

5. The length of Faisalabad-Khanewal Motorway is 184 Km. Faisalabad – Khanewal Motorway (M4) is further divided into the following 3 sections:

Section	Location	Chainage
I	Faisalabad – Gojra	000+000 - 058+100 (58 Km)
II	Gojra - Shorkot	058+100 - 120+268 (62 Km)
III	Shorkot - Khanewal	120+268 - 184+200 (64 Km)

6. **M-4 Project Section – II** (Gojra – Shorkot = 62 km) is financed by ADB as a standalone project (outside MFF) and it includes construction of four lane dual carriage way with three (3) interchanges (Toba Tek Singh-Jhang Road at RD 80+000, TobaTekSingh- Waryamwala Road at RD 94+000 & ShorkotCantt-Shorkot City Road at RD 120+000). The total length of the Section-II is 62 km and it starts from end point of M-4 Section-I (Chainage 58+200) at Gojra-Jhang road and ends at chainage 120+200 km

near Shorkot city (Chak No. 7Gagh) after crossing through various rural settlements. The entire alignment of the project crosses through green fields and 100 meter ROW for 62 Km long carriageway and 40 meter ROW for interchanges loop carriageways at three locations has been acquired to execute the project civil works.

7. The major cities and towns along the proposed Section – II of the Motorway are Gojra, Toba Tek Singh and Shorkot city. Gojra and Toba Tek Singh are in District Toba Tek Singh and Shorkot is in District Jhang. Shows the location of Section – II (Gojra – Shorkot,) of the Motorway. The total length of the Section-II of the Motorway is 62 km starting from Chainage -58+100 to 120+268 with a Right of Way (RoW) of 100 meters.

8. The entire length belongs to the new alignment.

9. The privately owned land falling within ROW has been acquired in accordance with the Land Acquisition Act (LAA), 1894, approved LARF of NTCHIP and ADB's Safeguard Policy Statement (SPS) 2009. The acquisition of private land resulted the loss of crops, trees, structures and other assets/ community assets. The location map of the proposed section is given in Figure 1.

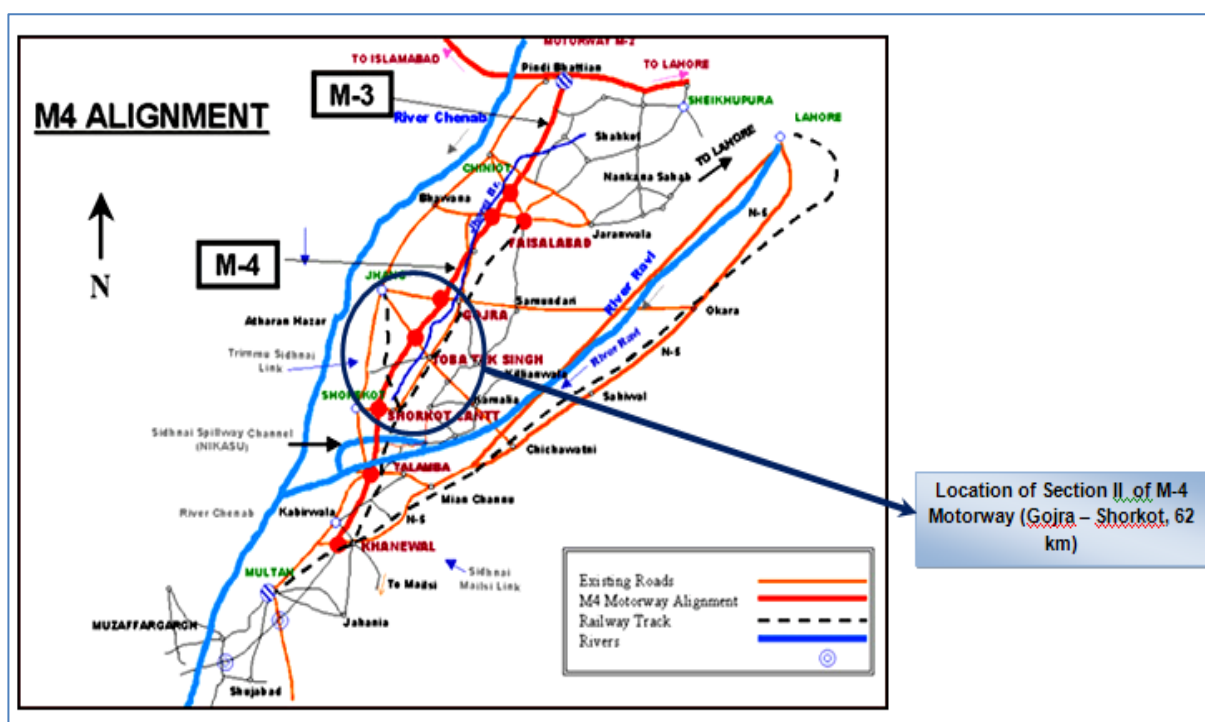


Figure 1: Location Map of the Proposed Section-II of M-4

1.2 Objectives of Internal Monitoring Report

10. The objective of this internal monitoring report is to provide todote implementation status of land acquisition & resettlement plan and corrective action plan; and status of compliance with the ADB social safeguard requirements for involuntary resettlement under the project.

2. STATUS OF IMPLEMENTATION OF LARP AND CAP

11. This IMR covers the implementation status of approved LARP and CAP of Section II of M-4. The compilation of this IMR includes review of implementation of LARP and CAP, inputting of data relating to the payment/ compensation (land, crops, trees, structures and allowances) made to the DHs, identifying the reasons for delay in the payment of compensation in case of un-paid cases. The status of implementation of LARP and CAP has been compiled as of 11-Nov-2015.

This IMR covers the following aspects:

- i) No. of displaced households (DHs)
- ii) Impacts of the project including land acquisition
- iii) Loss of structures
- iv) Loss of fruit and wood/ timber trees
- v) Loss of crops
- vi) Allowances – rehabilitation/ livelihood restoration

2.1 Project Impact as per LARP

The project impacts as per approved LARP are discussed in section as below:

2.1.1 Number of DHs

12. The number of displaced households (DHs) is 3,674 for land compensation, 450 for crop compensation, 162 for affected structures and 513 for trees compensation. Total 3,587 DHs are entitled for resettlement allowance, 21 livelihood allowance, 63 transport allowance, 43 business allowance, 22 vulnerability allowance, 6 employment allowance, 27 electricity allowance, 25 house rent (allowance) and 1,447 differential for replacement cost.

2.1.2 Land Acquisition

13. Total 1214.46 acres (491.1 ha) private land need to be acquired which is owned by 3674 DHs. This acreage of land belongs to 33 villages located in the jurisdiction 2 districts named as Toba Tek Singh and Jhang in Punjab province. A break-up of land needed for the project by districts is presented in Table 2.1 as below.

Table 2.1: District-wise Land and Number of DHs

Sr. No.	(As per LARP June 2015)	Affected Land (Acres)	No. of DHs
A	District TT Singh		
	Land Acquired for ROW	679.43	1,984
	Land Acquired for Interchanges ROW	44.09	131
B	District Jhang		
	Land Acquired for ROW	477.19	1,521
	Land Acquired for Interchanges ROW	13.75	38
Total		1214.46 (491.1 ha)	3,674

2.1.3 Structures and Farm Assets

14. As per LARP (2015), there are total of 195 affected structures, out of which 22 are residential structures (houses), 48 cattle yards/ farm yard, 2 brick kilns and 4 poultry farms, 1 mosque and 7 miscellaneous structures.

15. There are 43 tubewells and 68 hand pumps need to be relocated.

2.1.4 Affected Crops

16. As a result of land acquisition, the the crops grown on 793 acres will be affected as reflected in table below (Table 2.2).

17. As per LARP (2015), there are total of 195 affected structures, out of which 22 are residential structures (houses), 48 cattle yards/ farm yards, 2 brick kilns and 4 poultry farms.

2.1.5 Affected Trees

18. As a result of land acquisition, 27,302 fruit & non-fruit trees will need to be cut down as detailed in table 2.2.

Table 2.2: Summary of Project Impacts

Sr. No.	Type of Impact (As per LARP June 2015)	Unit	Quantity	No of DHs
1	Structures			
	Houses	No.	22	22
	Brick Kilns	No.	2	2
	Poultry Farm	No.	4	4
	Farm Yard/ Cattle Yard	No.	48	48
	Mosque	No.	1	-
	Miscellaneous	No.	7	7
2	Farm Assets			
	Tubewell	No.	43	43
	Hand Pump	No.	68	68
3	Trees			
	Fruit Trees/ Non-Fruit trees	No.	27,302	513
4	Crops	Acres	793.09	446
5	Vulnerable APs/ DPs	No.	-	29

2.3 Implementation Status of LARP

2.4.1 Payment of Land Compensation

19. The internal monitoring results show that total amount of compensation assessed for the acquisition of 1,214.46 acres of private land is Rs. 647.925 million to be paid to 3,674 DHs. Out of which, the payment of Rs. 600.222 million have been paid to 2,528 DHs (69%) for 1,184.63 acres (92.1%), while the balance amount of payment of Rs. 47.703 million is to be paid to 1,146 DHs (31%) for 95.71 acres (7.9%) of land is under process.

20. Details regarding status of land compensation to the DPs are given in Table 2.3.

2.4.2 Payment of Structures

21. The total amount of compensation for affected structures & other farm assets (tubewells & hand pumps) assessed was Rs. 31.935 million to be paid to 162 DHs. Out of which, the payment of Rs. 31.305 million have been paid to 148 DHs. The remaining 14 DHs are yet to be paid an amount of Rs. 0.631 million. Details are given in Table 2.3.

2.4.3 Payment of Trees

22. In case of fruit and non-fruit trees, payments of Rs. 73.683 million had to be paid. As of 11-Nov-2015, the payment of Rs. 70.917 million has been made to 482 DHs. The payment of Rs. 2.766 million is yet to be paid to 31 DHs. Details are given in Table 2.3.

2.4.4 Payment of Crop Compensation

23. In case of crop compensation, 450 DHs had to be paid an amount of Rs. 56.814 million. To date 409 DHs have been paid an amount of Rs. 55.014 million. The remaining 43 DH (10%) are yet to be paid an amount of Rs. 1.80 million.

24. In accordance with the entitlement matrix, one additional crop compensation is also being paid to the crop owners. In this context, 450 DH¹ had to be paid an amount of Rs. 19.974 million. To date 121 DHs have been paid an amount of Rs. 4.369 million. The remaining 329 DH (73%) are yet to be paid an amount of Rs. 15.605 million. Details are given in Table 2.3.

2.4.5 Payment of Allowances

25. The payment of various allowances including resettlement/ rehabilitation, livelihood, transportation, business, vulnerability, employment, replacement cost differentials, electricity and house rent are to be paid to total 5041 DHs². To date payment of allowances has been made to 2,255 DHs². The leftover payments to entitled DHs are under process.

26. Details are given in Annexes 1, 2, 3, 4 and 5 for land, structures, trees, crops and allowances respectively.

Table 2.3: Status of Implementation of LARP

Type of Payment	Payable Payment	Total DHs	Total (as of 11 th November, 2015)			
			Paid Amount	Unpaid Amount	Paid DHs	Unpaid DHs
	(Rs. M)	(No)	(Rs. M.)	(Rs. M.)	(No.)	(No.)
Land Compensation	647.925	3674	600.222	47.703	2528	1146
Crops Compensation	56.814	450	55.014	1.800	407	43
Additional Crop Compensation	19.974	450	4.369	15.605	121	329
Affected Structures	31.935	162	31.305	0.630	148	14
Affected Trees	73.683	513	70.917	2.766	482	31
Allowances – rehabilitation/ livelihood restoration						
Resettlement Allowances	76.601	3587	63.972	12.630	2121	1466
Livelihood Allowances	0.824	21	0.596	0.228	15	6
Transport Allowances	0.830	63	0.586	0.244	48	15
Business Allowances	2.073	43	1.518	0.396	31	12

¹ DHs already included in the land owners.

² 5041 DHs includes the DHs having multiple allowances, i.e. entitled for more than 1 allowance.

Type of Payment	Payable Payment	Total DHs	Total (as of 11 th November, 2015)			
			Paid Amount	Unpaid Amount	Paid DHs	Unpaid DHs
	(Rs. M)	(No)	(Rs. M.)	(Rs. M.)	(No.)	(No.)
i) Vulnerable Allowances	0.872	22	0.594	0.277	13	9
ii) Employment losses allowances	0.238	6	-	0.238	-	6
iii) Replacement Cost	14.786	1247	-	14.786	-	1247
iv) Electricity	1.080	27	0.440	0.640	11	16
v) House rent	0.952	25	0.552	0.399	16	9

2.5 Reasons for On-going or Pending Payments

27. In case of land compensation, 1,146 DHs are yet to be paid, although their payments are under process in some cases, while there are different reasons for delaying in payments for cases. The main reasons contributing towards the delay in payments are as below:

- Transfer record of rights: 40 land owners passed away but so far, the land has not been transferred to their inheritors.
- There are 180 DHs might have gone some other place
- 90 DHs are out of country.
- 417 DHs have meager amount of their entitlement share.
- 419 DHs are difficient in requisite documentation including lack of CNIC, bank account, underage and other.

Details of reasons are given in table Table 2.4 as below.

Table 2.4: Reasons for Non-Payment of Land Compensation

Reasons for delay in payments	Total unpaid DPs (Nos.)
- Inheritance cases	40
- Out of village	180
- DPs out of country (abroad)	90
- Meager amounts	417
- Mortgage cases	-
- Court cases(e.g. compensation enhancement)	-
- Others	419

2.6 Implementation of CAP of Section-II

28. The Corrective Action Plan (CAP) was prepared for Section II of M-4 (including package A & B) to ensure that land acquisition and compensation and rehabilitation and resettlement provisions and allowances provided in updated LARF and LARP fully comply with ADB's SPS as well as Pakistan's LAA, and where there gaps in compensation, adequate provisions for supplementary compensation, assistance and other gap filling measures have been made to ensure compliance with SPS's requirement of full replacement cost for all assets acquired for the project.

29. The paragraphs below present the status of implementation of the CAP and its validation.

- LARP and CAP of section II (M-4) has been prepared and accordingly approved by ADB.
- The process of hiring of Social Safeguards Management Consultant (SSMC) to assist NHA/ PIU in implementation of the approved LARP and CAP of M-4 is at advance stage of completion. It is expected that SSMC may be in place by the end of December, 2015.
- Disbursement of DPs compensation (land & non-land) at full replacement cost and allowances/ livelihood restoration as per entitlement matrix is under process.
- The commencement of civil works to be started at reaches free from LAR impacts. However, no construction work can be commenced on non-free LAR reaches.
- The price differentials being paid to DHs to comply with ADB Policy requirement of replacement cost.
- The payment of allowances (livehood & rehabilitation/ restoration) is under process in accordance with the entitlement given in approved LARP.
- LARP implementation arrangements are in place and are well functioning. However, the the involvement of SSMC will enhance the smooth implementation of LARP and ensure the 100% payment of completion to DHs to comply the ADB SPS principle No. 11.
- Record keeping of community complaints/ grievances needs to be improved and a grievance redress register needs to be placed at PIU, so that the APs concerns/ complaints could be entered to ensure their timely resolution.
- GRC meetings need to be held regularly, so that timely redress of APs/ APCs and community concerns/ complaints could be furnished. Accordingly, minutes of meetings need to recorded and circulated to all concerned.
- The implementation of LARP and CAP will need to be validated by an external monitoring consultant. In this context, the process of hiring of external monitor is in progress.

2.7 Institutional Arrangements for LARP Implemenation

30. NHA has established a Project Implementation Unit (PIU) at Faisalabad under the overall supervision of General Manager (M-4). The PIU is led by a Project Director and consisting of Director (L&S), Deputy Director (L&S), Assistant Directors (L&S), and Land Acquisition Collector (LAC) along with supporting staff.

2.7.1 Grievances Redress Mechanism

31. The grievance redress committee as per approved LARP is in place at PIU of M-4 at Faisalabad) with the primary objective of providing a mechanism to mediate conflict and cut down on lengthy litigations. GRC provides a platform to the APs/ community to enter their concerns associated with the project and accordingly seeks their resolution. The GRC will continue to perform their functions till the implementation of full LARP & CAP.

32. The GRC is headed by the Director Land, M-4 project. The composition of GRC as per is as below:

i). Director (L&S) M-4	Convener
ii). DD (L&S) M-4	Member
iii). A.D. (L&S) M-4	Member
iv). Land Acquisition officer	Member
v). Patwaris (2 nos.)	Member

On the enagement of SSMC, the Resettlement Specialist & concerned Social Mobilizer (s) male & female will also be included in the GRC.

33. In addition to above project level GRC, the grievance redress committees have also been formed at village level. In this context, one GRC for each of the 33 villages have been formed and accordingly notified (vide office letter no 1(1)/NHA/EALS/2009/26 dated 8-10-2009).

34. The GRCs notified for M-4 at village level to redress the APs/ community concerns at grass root level. A list of notified GRCs and APCs at village level is presented in Annex 6.

35. Although, the GRC (s) is in place, but presently, there is no systemtic set-up and record keeping process to enter the community complaints and their resolution. However, the grievance redressal committee was established to facilitate APs for appealing against any disagreeable decision, practice or activity arising from land or other assets assessment, acquisition, and compensation.

2.8 Status of awards and approval of documents

36. The land acquisition process started in 2007 under Land Acquisition Act 1894. Out of a total of 36 villages 3 villages were state owned which were transferred directly to NHA by Government whereas the land awards for 33 privately owned villages against land acquired for 62 Km ROW; land awards for 19 villages of District T.T. Singh were announced in August 2011 and the land awards for 14 villages of District Jhang were announced in April 2013 (9 villages) and November 2013 (5 villages) by the respective land acquisition collectors in compliance with provisions of LAA 1894. The BOR has approved the land compensation for land acquired for loops carriageways of three interchanges located in four villages (three villages same as in carriageway ROW and one new village). Since then the BOR approved and awarded compensation is being disbursed under LAA 1894 provisions and payment of compensation is at an advanced stage. The status of implementation of LARP as of 11-Nov-2015 is discussed in the following section of this report:

2.8.1 Approval of Land Acquisition and Resettlement Framework (LARF)

37. The LARF for the project have been approved by the ADB and disclosed at NHA's website as per ADB requirements.

2.8.2 Approval of Land Acquisition and Resettlement Plan (LARP)

38. The LARP has also been approved by the ADB and disclosed at NHA's website as per ADB requirements.

2.9 On-Going Process for Disbursement of Compensation

39. The disbursement of compensation to the DPs is in progress for Section-2 of M-4. The compensation under land award is disbursed to the DPs/APs by the LAC for acquired land, loss of structures, trees and crops³ in both districts i.e District Toba Tek Singh and Jhang. However, the land acquisition and compensation disbursement process is monitored by GM, M-4, PD M-4 Section-II, Director (L&S) and A.D (L&S) for M-4.

- A team comprising LAC, Quanoogo and 02 Patwaris is carrying out the disbursement task. As a first step, the announcements are made in the relevant village/ area before one day of the scheduled visit of the disbursement team. People are asked to come to a specified place (generally prominent place in the village) along with their CNICs and land ownership documents to receive their compensation.
- On the specified date, the LAC with his staff holds a meeting. The Patwari identifies the DP as per his CNIC and fard-e-malkiat (copy of register of land owners record) issued by revenue office and takes his signatures and affixes his thumb impression, which is mandatory.
- After this activity, the voucher is prepared by Quanoogo. The voucher includes the details about affected land with land types and the compensation costs, as per revenue record. AP signs the voucher. The thumb impression of the AP and his CNIC number on the voucher is mandatory. Two witnesses also sign the voucher with their CNIC number. Then LAC signs the voucher. The voucher is handed over to the AP on the specified time and date. A copy is kept in the record.
- The AP brings this voucher to the District Account Office. This office after confirming the identity of the voucher bearer with two witnesses, issues a cross cheque to the AP of his amount payable from treasury through National Bank of Pakistan.
- The AP deposits this cheque in his account in a bank and the amount is transferred to his account.
- For each mouza, trees, crops and structures are also included in the Awards. All payments including the resettlement allowances are being made / disbursed to DPs

3. LINEAR PLAN

Section-II (Package A)

40. Total length of Section-II (Package-A) of Motorway Project (M4) is 30.900 km. All types of payments payable to the DPs as per LARP have been paid in different subsections totaling about 28.550 kms. The construction activities will be strictly limited to the specified reaches as identified in the part A of this table. In all other subsections/ reaches as identified part B of this table totaling about 2.350 km will remain on hold until these payments are fully made and are validated by the external monitor. Payments in these subsections are slow due to the reasons of land ownership disputes, inheritance and compensation apportionment cases. Other issues delaying the payments are meager amount of ocmpensation awaiting opening up of bank accounts by DPs and some DPs not available at their given addresses.

³Compensation for one crop (standing crop at the time of possession) is provided under land award while the second crop will be paid by the Project Office to ensure crop compensation is paid for one year (two cropping seasons) as per entitlement provisions.

Section-II (Package B)

41. Total length of Section-II (Package-B) of Motorway Project (M4) is 31.268 km. All types of payments payable to the DPs as per LARP have been completed in different subsections totaling about 23.468kms. The construction activities will be strictly limited to the specified reaches as identified in the part A of this table. In all other subsections/ reaches as identified part B of this table totaling about 7.800 km will remain on hold until these payments are fully made and are validated by the external monitor. Payments in these subsections are slow due to the reasons of land ownership disputes, inheritance and compensation apportionment cases. Other issues delaying the payments are meager amount of ocmpensation awaiting opening up of bank acounts by DPs and some DPs not available at their given addresses. Linear plan is presented in in Annex A.

4. CONCLUSIONS

42. The whole requisite land has been acquired in all 33 villages of Section II of M-4 (Package A & B). The disbursement of land and non-land based compensation is in progress, however, the payment of land compensation has been made to 2, 528 DHs (68.8%) out of total 3,674 DHs. The payment to remaining 1,146 DHs (31.2%) is delayed due to various reasons. However, the NHA is doing all efforts with true spirit to make the payment to 100% DHs to comply with ADB SPS requirements. The payment of non-land compensation to leftover DHs is also in progress.

43. The payment of various allowances including resettlement/ rehabilitation, livelihood, transportation, business, vulnerability, employment, replace cost differentials, electricity and house rent are to be paid to total 5041 DHs⁴. To date payment of allowances has been made to 2,255 DHs⁴. The leftover payments to entitled DHs are under process.

44. As a whole, total amount of compensation of land, non land based, trees and crops also allowances was to be paid to Displaced Household. The break-up of leftover payments is as under:

- i) As shown in linear map of Package A of Section II, the payments in stretches comprising an area of 28.550 km have been made. While remaining payments will have to be completed in an area of 2.35 km.
- ii) In case of Package B of Section II, the payments in stretches comprising an area of 23.468 km have been made. While remaining payments will have to be completed in an area of 7.800 km.
- iii) In accordance with ADB's SPS 2009, construction work will start only in the sections/ reaches with a total of 28.550 km in Package A and 23.468 in Package B of Section II of M-4, where the payments have been made to the DHs. Other areas or sections 2.35 km in Package A and 7.800 km in Package B of Section II, the construction work will not commence unless all types of payments are fully made to all displaced households.
- iv) The following payments are yet to be made:
 - (a) Payment of land Rs.47.703 million to 1146 Displaced Household on account of compensation for the loss of land.
 - (b) Payment of Rs. 1.800 million on account of compensation for the loss of crops.
 - (c) Payment of structure Rs.0.630 million to 14 Displaced Household on account of compensation for the loss of structure.
 - (d) Payment of Rs. 2.766 million to 31 Displaced Household on account of compensation for the loss of trees.
 - (e) Payment of allowances (rehabilitation/ livelihood restoration) Rs. 29.838 million to be paid.
- v) The process of hiring of Social Safeguards Management Consultant (SSMC) to assist NHA/ PIU in implementation of the approved LARP and CAP of M-4 is at advance stage of completion. It is expected that SSMC may be in place by the end of December, 2015.
- vi) The implementation of LARP and CAP will need to be validated by an external monitoring consultant. In this context, the process of hiring of external monitor is in progress and external monitor will be in place by the end of December, 2015.

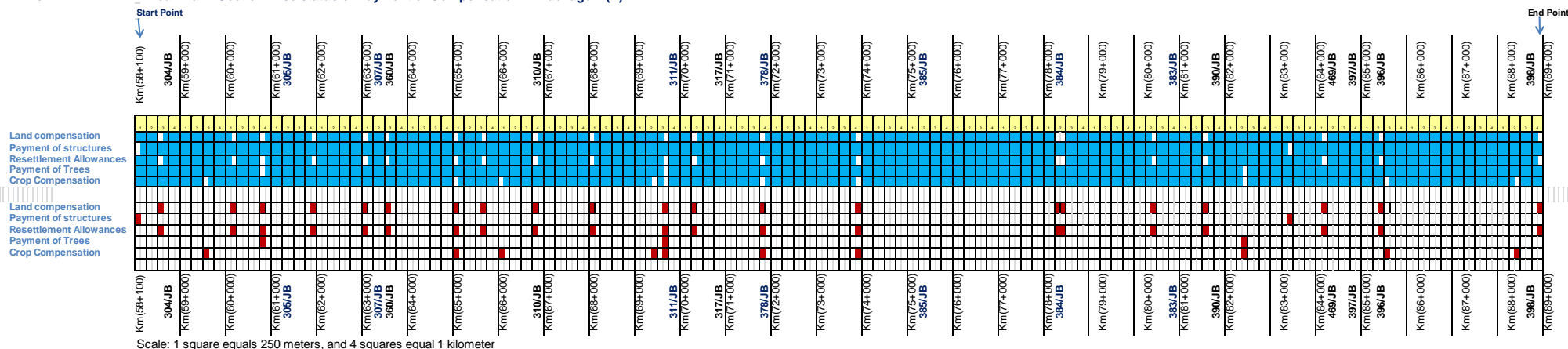
⁴ 5041 DHs includes the DHs having multiple allowances, i.e. entitled for more than 1 allowance.

ANNEXES

Annex-A: Linear Plan - Payment of Compensation in Section-II (Gojra-Shorkot) of M-4

Annex A:

Linear Plan - Section-wise status of Payment of Compensation in Package-II (A) M-4

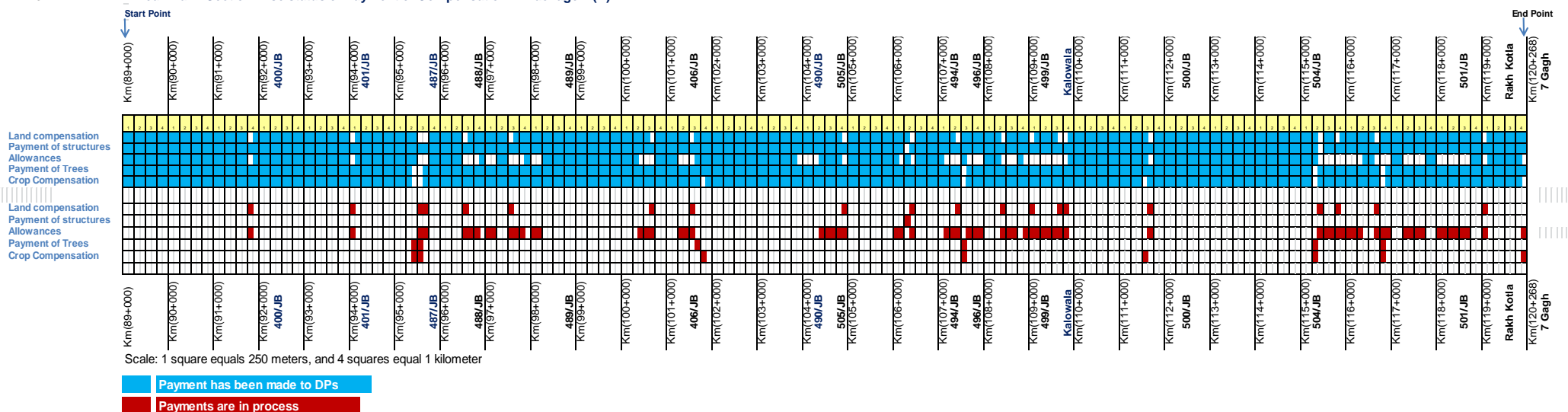


Status of Payment of Package-II (A)

Sr. No.	Part A: All types of compensation fully paid				Part B: Payments on-going				Remarks
	Affected Villages	Chainage-wise subsections/reaches		Length (KM)	Affected Villages	Chainage-wise subsection/reaches		Length (KM)	
		From	To			From	To		
1	304/ JB	58.100	58.600	0.500	304/ JB	58.600	58.725	0.125	Total length of Section-II (Package-A) of Motorway Project (M4) is 30.900 km. All types of payments payable to the DPs as per LARP have been fully completed in different subsections totaling about 28.550 kms. The construction activities will be strictly limited to the specified reaches as identified in the part A of this table. In all other subsections/ reaches as identified part B of this table totaling about 2.350 km will remain on hold until these payments are fully made and are validated by the external monitor. Payments in these subsections are slow due to the reasons of land ownership disputes, inheritance and compensation apportionment cases. Other issues delaying the payments are meager amount of compensation awaiting opening up of bank accounts by DPs and some DPs not available at their given addresses.
2	305/ JB	58.725	60.300	1.575	305/ JB	60.300	60.400	0.100	
3	305/ JB	60.400	60.800	0.400	305/ JB	60.800	60.900	0.100	
3	307/ JB	60.900	61.900	1.000	307/ JB	61.900	62.000	0.100	
3	307/ JB	62.000	63.000	1.000	307/ JB	63.000	63.100	0.100	
4	360/ JB	63.100	63.500	0.400	360/ JB	63.500	63.600	0.100	
5	310/ JB	63.600	65.000	1.400	310/ JB	65.000	65.125	0.125	
5	310/ JB	65.125	65.625	0.500	310/ JB	65.625	65.750	0.125	
5	310/ JB	65.750	66.800	1.050	310/ JB	66.800	66.900	0.100	
5	311/ JB	66.900	68.000	1.100	311/ JB	68.000	68.100	0.100	
5	311/ JB	68.100	69.625	1.525	311/ JB	69.625	69.750	0.125	
6	317/ JB	69.750	70.250	0.500	317/ JB	70.250	70.350	0.100	
7	378/ JB	70.350	71.800	1.450	378/ JB	71.800	71.900	0.100	
8	385/ JB	71.900	73.900	2.000	385/ JB	73.900	74.000	0.100	
9	384/ JB	74.000	78.250	4.250	384/ JB	78.250	78.500	0.250	
10	383/ JB	78.500	80.375	1.875	383/ JB	80.375	80.500	0.125	
11	390/ JB	80.500	81.500	1.000	390/ JB	81.500	81.600	0.100	
12	469/ JB	81.600	84.125	2.525	469/ JB	84.125	84.250	0.125	
13	396/ JB	84.250	85.625	1.375	396/ JB	85.625	85.750	0.125	
14	398/ JB	85.750	88.875	3.125	398/ JB	88.875	89.000	0.125	
		Total	28.550			Total	2.350		

Annex A:

Linear Plan - Section-wise status of Payment of Compensation in Package-II (B) M-4



Status of Payment of Package-II (B)

Status of Payment for Package-B									
Sr. No.	Part A: All types of compensation fully paid				Part B: Payments on-going				Section-II (Package-B)
	Affected Villages	Chainage-wise subsections/reaches		Length (KM)	Affected Villages	Chainage-wise subsection/reaches		Length (KM)	
		From	To			From	To		
1	400/JB	89.000	91.750	2.750	400/JB	91.750	91.875	0.125	Total length of Section-II (Package-B) of Motorway Project (M4) is 31.268 km. All types of payments payable to the DPs as per LARP have been fully completed in different subsections totaling about 23.468 kms. The construction activities will be strictly limited to the specified reaches as identified in the part A of this table. In all other subsections/ reaches as identified part B of this table totaling about 7.800 km will remain on hold until these payments are fully made and are validated by the external monitor. Payments in these subsections are slow due to the reasons of land ownership disputes, inheritance and compensation apportionment cases. Other issues delaying the payments are meager amount of compensation awaiting opening up of bank accounts by DPs and some DPs not available at their given addresses.
2	401/JB	91.875	94.000	2.125	401/JB	94.000	94.100	0.100	
3	487/JB	94.100	95.500	1.400	487/JB	95.500	95.700	0.200	
4	488/JB	95.700	96.500	0.800	488/JB	96.500	96.850	0.350	
5	489/JB	96.850	97.500	0.650	489/JB	97.500	98.825	1.325	
6	406/JB	98.825	101.000	2.175	406/JB	101.000	101.500	0.500	
7	490/JB	101.500	103.875	2.375	490/JB	103.875	104.275	0.400	
8	505/JB	104.275	106.525	2.250	505/JB	106.525	106.650	0.125	
9	494/JB	106.650	106.650	0.000	494/JB	106.650	107.125	0.475	
10	496/JB	107.125	108.375	1.250	496/JB	108.375	108.775	0.400	
10	499/JB	108.775	108.875	0.100	499/JB	108.875	109.375	0.500	
11	Kalo Wala	109.375	109.625	0.250	Kalo Wala	109.625	110.325	0.700	
11	500/JB	110.325	111.650	1.325	500/JB	111.650	111.750	0.100	
12	501/ JB	111.750	115.375	3.625	501/ JB	115.375	117.675	2.300	
13	Rakh Kotla	117.675	119.000	1.325	Rakh Kotla	119.000	119.100	0.100	
14	7 Gagh	119.100	119.875	0.775	7 Gagh	119.875	119.975	0.100	
	7 Gagh	119.975	120.268	0.293					
			Total	23.468			Total	7.800	

Annex-1: Village-wise Summary of Awarded Land

Sr. No.	Village	Affected Land (Acre)	No of Displaced Household			Total Amount (Rs.)	Amount Disbursed (Rs.)	Balanced Amount (Rs.)	Amount Disbursed (%)
			Total	Paid	Un Paid				
A	District Toba Tek Singh								
1	304/ JB	15.08	74	39	35	7,395,937	6,287,250	1,108,687	85%
2	305/ JB	50.83	135	88	47	11,689,750	10,907,816	781,934	93%
3	307/ JB	47.08	186	126	60	10,821,500	10,120,908	700,592	94%
4	310/ JB	75.58	163	110	53	17,779,000	16,872,142	906,858	95%
5	311/ JB	72.83	411	289	122	16,739,688	15,740,989	998,699	94%
6	317/ JB	3.33	8	8	0	573,562	573,559	3	100%
8	360/ JB	10.45	100	29	71	2,988,203	2,522,532	465,671	84%
7	378/ JB	37.70	113	92	21	15,179,281	14,482,201	697,080	95%
9	383/ JB	57.58	193	174	19	58,018,219	57,658,986	359,233	99%
10	384/ JB	67.08	112	101	11	46,309,063	45,762,476	546,587	99%
11	385/ JB	46.95	108	84	24	32,412,750	32,232,098	180,652	99%
12	390/ JB	28.33	32	23	9	19,557,187	19,548,565	8,622	100%
13	396/ JB	55.58	36	34	2	12,769,313	12,174,365	594,948	95%
14	398/ JB	6.83	95	37	58	1,169,766	714,144	455,622	61%
15	400/ JB	13.83	25	23	2	3,100,687	3,078,348	22,339	99%
16	401/ JB	37.70	107	101	6	20,888,313	20,829,096	59,217	100%
17	438/ JB	0.08	8	2	6	34,500	17,246	17,254	50%
18	469/ JB	52.83	83	48	35	18,261,281	17,280,316	980,965	95%
	383/ JB Interchange	29.71	87	33	54	36,990,243	20,749,165	16241078	56%
19	388/ JB Interchange	7.08	10	10	0	12,229,531	12,229,531	0	100%
	401/ JB Interchange	7.33	29	23	6	6,429,938	4,160,993	2,268,945	65%
B	District Jhang								
20	487/ JB	46.24	118	78	40	8,703,244	7,727,328	975,916	89%
21	488/ JB	22.58	49	34	15	6,801,848	6,732,453	69,395	99%
22	489/ JB	44.38	212	159	53	14,392,839	13,450,006	942,833	93%
23	490/ JB	85.37	222	175	47	46,338,157	43,010,306	3,327,851	93%
24	406/ JB	26.74	75	63	12	13,839,890	13,573,614	266,276	98%
25	505/ JB	21.57	26	19	7	4,960,813	4,780,593	180,220	96%
25	494/ JB	32.69	88	81	7	31,018,196	30,809,100	209,096	99%
27	496/ JB	10.30	65	39	26	6,318,475	5,563,316	755,159	88%
28	KaloWala	55.77	224	110	114	48,741,887	45,893,849	2,848,038	94%
29	500/ JB	26.85	92	66	26	20,626,386	19,829,173	797,213	96%
30	504/ JB	42.18	180	129	51	48,508,437	44,381,595	4,126,842	91%
31	501/ JB	28.69	104	34	70	13,196,250	9,257,406	3,938,844	70%
32	RakhKotla	22.77	29	23	6	16,626,880	16,546,625	80,255	100%
33	7 Gagh	10.99	37	29	8	10,518,820	10,141,462	377,358	96%
	487/ JB Interchange	7.63	23	-	23	1,413,537	-	1,413,537	0%
	RakhKotla Interchange	6.51	15	15	-	4,582,319	4,582,319	-	100%
	Total	1,214.46	3,674	2,528 (69%)	1,146 (31%)	647,925,690	600,221,871	47,703,819	93%

Annex-2: Mouza-wise summary of Payment for Affected Structures

Sr. No.	Village	No of Displaced Household			Total Amount (Rs.)	Amount Disbursed (Rs.)	Balanced Amount (Rs.)	Amount Disbursed (%age)
		Total	Paid	Un Paid				
A	District Toba Tek Singh							
1	304/ JB	6	3	3	1,501,816	1,316,042	185,774	88%
2	305/ JB	9	9	-	742,794	742,794	0	100%
3	310/ JB	1	1	-	1,385,600	1,385,600	0	100%
4	311/ JB	2	2	-	103,555	103,555	0	100%
5	317/ JB	1	1	-	1,428,413	1,428,413	0	100%
6	383/ JB	10	10	-	794,608	794,602	6	100%
7	385/ JB	4	4	-	205,647	205,646	1	100%
8	390/ JB	2	2	-	108,232	108,232	0	100%
9	396/ JB	15	15	-	6,914,638	6,914,637	1	100%
10	400/ JB	1	1	-	90,000	90,000	0	100%
11	401/ JB	13	13	-	245,232	245,232	0	100%
12	438/ JB	-	-	-	-	-	-	-
13	469/ JB	3	1	2	744,293	715,303	28,990	96%
	383/ JB Interchange	9	4	5	403,577	165,735	237,842	41%
18	388/ JB Interchange	1	1	-	39,768	39,768	0	100%
	401/ JB Interchange	-	-	-	-	-	-	-
B	District Jhang							
20	487/ JB	3	3	-	631,447	631,447	-	100%
21	488/ JB	3	3	-	175,420	175,420	-	100%
22	489/ JB	10	10	-	1,190,099	1,190,099	-	100%
23	490/ JB	1	1	-	1,078,654	1,078,654	-	100%
24	406/ JB	7	7	-	148,140	148,140	-	100%
25	505/ JB			-			-	
25	494/ JB	6	5	1	433,605	423,618	9,987	98%
27	496/ JB	5	5	-	459,600	459,600	-	100%
28	KaloWala	12	12	-	3,500,359	3,500,359	-	100%
29	500/ JB	4	4	-	673,006	673,006	-	100%
30	504/ JB	8	6	2	2,259,584	2,100,651	158,933	93%
31	501/ JB	13	13	-	1,368,883	1,368,883	-	100%
32	RakhKotla	3	3	-	656,642	656,642	-	100%
33	7 Gagh	9	8	1	4,390,939	4,382,397	8,542	100%
	487/ JB Interchange			-			-	
	RakhKotla Interchange	1	1	-	260,641	260,641	-	100%
	Total	162	148 (91%)	14 (9%)	31,935,192	31,305,116	630,076	98%

**Annex-3: Mouza-wise summary of Payment for Affected Trees
(Fruit & Non-Fruit Trees)**

Sr. No.	Village	No of Displaced Household			Total Amount (Rs.)	Amount Disbursed (Rs.)	Balanced Amount (Rs.)	Amount Disbursed (%age)
		Total	Paid	Un Paid				
A	District Toba Tek Singh							
1	304/ JB	3	3	-	132,058	132,058	0	100%
2	305/ JB	22	21	1	2,374,755	2,357,206	17,549	99%
3	307/ JB	24	24	-	1,676,245	1,651,242	25,003	99%
4	310/ JB	16	16	-	604,744	604,744	-	100%
5	311/ JB	29	24	5	1,667,197	1,619,437	47,760	97%
6	317/ JB			-				
8	360/ JB	3	3	-	215,944	215,944	0	100%
7	378/ JB	18	18	-	2,673,532	2,673,528	4	100%
9	383/ JB	38	37	1	13,263,563	13,263,561	2	100%
10	384/ JB	19	19	-	5,408,735	5,408,735	-	100%
11	385/ JB	20	20	-	8,372,389	8,372,389	-	100%
12	390/ JB	16	16	-	5,172,608	5,172,608	-	100%
13	396/ JB	14	14	-	2,745,610	2,745,610	-	100%
14	398/ JB			-				
15	400/ JB	5	5	-	498,676	498,676	0	100%
16	401/ JB	38	38	-	4,336,742	4,336,742	-	100%
17	438/ JB							
18	469/ JB	11	10	1	437,869	408,879	28,990	93%
	383/ JB Interchange	17	11	6	4,012,343	1,996,304	2016039	50%
19	388/ JB Interchange	2	2	-	243,437	243,437	0	100%
	401/ JB Interchange	6	5	1	610,231	358,943	251,288	59%
B	District Jhang							
20	487/ JB	32	28	4	2,226,051	2,196,641	29,410	99%
21	488/ JB	6	6	-	487,549	487,549	0	100%
22	489/ JB	24	24	-	1,148,936	1,111,129	37,807	97%
23	490/ JB	18	18	-	1,265,346	1,265,346	0	100%
24	406/ JB	11	10	1	359,959	357,409	2,550	99%
25	505/ JB	14	13	1	211,081	205,093	5,988	97%
25	494/ JB	16	16	-	1,372,189	1,372,189	0	100%
27	496/ JB	9	7	2	552,840	546,278	6,562	99%
28	KaloWala	30	29	1	9,291,064	9,281,307	9,757	100%
29	500/ JB	7	7	-	562,559	562,558	1	100%
30	504/ JB	17	15	2	686,786	438,036	248,750	64%
31	501/ JB	10	8	2	348,984	332,621	16,363	95%
32	RakhKotla	8	8	-	385,744	385,744	0	100%
33	7 Gagh	7	7	-	149,204	149,204	0	100%
	487/ JB Interchange	2	-	2	22,338	-	22,338	0%
	RakhKotla Interchange	1	1	-	165,911	165,911	-	100%
	Total	513	482 (94%)	31 (6%)	73,683,219	70,917,058	2766161	96%

Annex-4: Payment for Crops

Sr. No.	Village	No of Displaced Household			Total Amount (Rs.)	Amount Disbursed (Rs.)	Balanced Amount (Rs.)	Amount Disbursed (%age)
		Total	Paid	Un Paid				
A	District Toba Tek Singh							
1	304/ JB	4	4	0	475,287	475,287	0	100%
2	305/ JB	22	20	2	2,430,505	2,423,745	6,760	100%
3	307/ JB	14	14	0	2,544,706	2,533,506	11,200	100%
4	310/ JB	11	10	1	1,713,373	1,684,498	28,875	98%
5	311/ JB	36	35	1	2,523,715	2,510,275	13,440	99%
6	317/ JB	1	1	0	224,767	224,766	1	100%
8	360/ JB	7	7	0	524,332	524,332	0	100%
7	378/ JB	18	17	1	3,767,228	3,766,228	1,000	100%
9	383/ JB	29	29	0	2,481,211	2,481,211	0	100%
10	384/ JB	20	20	0	5,054,011	5,054,011	0	100%
11	385/ JB	20	18	2	3,559,880	3,552,070	7,810	100%
12	390/ JB	10	10	0	898,305	898,305	0	100%
13	396/ JB	14	13	1	2,684,448	2,682,365	2,083	100%
14	398/ JB	3	1	2	34,608	18,400	16,208	53%
15	400/ JB	7	7	0	695,545	695,545	0	100%
16	401/ JB	10	10	0	756,474	756,474	0	100%
17	438/ JB							
18	469/ JB	9	6	3	2,546,445	2,466,936	79,509	97%
	383/ JB Interchange	20	12	8	1,431,218	842,748	588,470	59%
19	388/ JB Interchange	3	3	0	469,475	469,475	0	100%
	401/ JB Interchange	3	2	1	254,731	204,487	50,244	80%
B	District Jhang							
20	487/ JB	21	17	4	1,558,245	1,505,712	52,533	97%
21	488/ JB	7	7	0	695,845	695,845	0	100%
22	489/ JB	22	22	0	1,342,520	1,342,520	0	100%
23	490/ JB	17	17	0	2,037,140	2,037,140	0	100%
24	406/ JB	12	11	1	516,044	505,869	10,175	98%
25	505/ JB	5	5	0	496,056	496,056	0	100%
25	494/ JB	9	9	0	790,696	790,696	0	100%
27	496/ JB	9	5	4	959,807	888,857	70,950	93%
28	KaloWala	29	28	1	3,779,146	3,533,496	245,650	93%
29	500/ JB	12	10	2	1,689,031	1,661,644	27,387	98%
30	504/ JB	17	14	3	2,516,116	2,430,860	85,256	97%
31	501/ JB	8	6	2	1,392,407	964,411	427,996	69%
32	RakhKotla	8	8	0	2,771,114	2,771,114	0	100%
33	7 Gagh	8	6	2	693,450	686,700	6,750	99%
	487/ JB Interchange	3	1	2	67,987	0	67,987	0%
	RakhKotla Interchange	2	2	0	438,628	438,628	0	100%
	Total	450	407 (90%)	43 (10%)	56,814,496	55,014,212	1800284	97%

a) Additional Crop Compensation

Sr. No.	Village	No of DPs			Total Amount (Rs.)	Amount Disbursed (Rs.)	Balanced Amount (Rs.)	Amount Disbursed (%age)
		Total	Paid	Un Paid				
A	District Toba Tek Singh							
1	304/ JB	4	-	4	257,825	-	257,825	0%
2	305/ JB	22	-	22	876,725	-	876,725	0%
3	307/ JB	14	-	14	754,075	-	754,075	0%
4	310/ JB	11	-	11	658,125	-	658,125	0%
5	311/ JB	36	-	36	1,102,975	-	1,102,975	0%
6	317/ JB	1	-	1	83,125	-	83,125	0%
8	360/ JB	7	-	7	159,225	-	159,225	0%
7	378/ JB	18	-	18	884,225	-	884,225	0%
9	383/ JB	29	-	29	1,057,650	-	1,057,650	0%
10	384/ JB	20	-	20	1,465,950	-	1,465,950	0%
11	385/ JB	20	-	20	1,089,225	-	1,089,225	0%
12	390/ JB	10	-	10	361,575	-	361,575	0%
13	396/ JB	14	-	14	918,900	-	918,900	0%
14	398/ JB	3	-	3	63,750	-	63,750	0%
15	400/ JB	7	-	7	248,275	-	248,275	0%
16	401/ JB	10	-	10	440,325	-	440,325	0%
17	438/ JB		-	0	0	-	0	0%
18	469/ JB	9	-	9	740,775	-	740,775	0%
19	388/ JB Interchange	20	-	20	579,525	-	579,525	0%
	383/ JB Interchange	3	-	3	159,725	-	159,725	0%
	401/ JB Interchange	3	-	3	104,225	-	104,225	0%
B	District Jhang							
20	487/ JB	21	-	21	627,500	0	627,500	0%
21	488/ JB	7	6	1	351,250	319,176	32,074	91%
22	489/ JB	22	22	0	977,650	920,088	57,562	94%
23	490/ JB	17	14	3	694,850	572,052	122,798	82%
24	406/ JB	12	9	3	210,775	172,224	38,551	82%
25	505/ JB	5	5	0	133,750	133,750	0	100%
25	494/ JB	9	9	0	479,375	401,232	78,143	84%
27	496/ JB	9	6	3	222,025	78,468	143,557	35%
28	KaloWala	29	29	0	1,172,350	972,036	200,314	83%
29	500/ JB	12	-	12	655,325	0	655,325	0%
30	504/ JB	17	-	17	935,325	0	935,325	0%
31	501/ JB	8	6	2	521,100	305,448	215,652	59%
32	RakhKotla	8	7	1	560,475	300,144	260,331	54%
33	7 Gagh	8	8	0	267,200	194,688	72,512	73%
	487/ JB Interchange	3	-	3	42,500	-	42,500	0%
	RakhKotla Interchange	2	-	2	116,575	-	116,575	0%
	Total	450	121 (27%)	329 (73%)	19,974,225	4369306	15,604,919	22%

Annex-5: Mouza-wise summary of Payment for Allowances (Rehabilitation/ livelihood restoration)

a) Resettlement Allowances

Sr. No.	Village	No of DPs			Total Amount (Rs.)	Amount Disbursed (Rs.)	Balanced Amount (Rs.)	Amount Disbursed (%)
		Total	Paid	Un Paid				
A	District Toba Tek Singh							
1	304/ JB	74	39	35	985,905	830,807	155,098	84%
2	305/ JB	135	88	47	3,323,955	3,101,367	222,588	93%
3	307/ JB	186	126	60	3,077,070	2,877,782	199,288	94%
4	310/ JB	163	110	53	4,940,153	4,682,232	257,921	95%
5	311/ JB	411	289	122	4,759,894	4,475,449	284,445	94%
6	317/ JB	8	8	0	238,455	238,455	0	100%
8	360/ JB	100	29	71	679,751	573,748	106,003	84%
7	378/ JB	113	92	21	2,466,398	2,359,624	106,774	96%
9	383/ JB	193	174	19	3,786,405	3,763,742	22,663	99%
10	384/ JB	112	101	11	4,387,114	4,335,383	51,731	99%
11	385/ JB	108	84	24	3,072,165	3,055,043	17,122	99%
12	390/ JB	32	23	9	1,853,681	1,852,863	818	100%
13	396/ JB	36	34	2	3,651,926	3,482,749	169,177	95%
14	398/ JB	95	37	58	443,494	270,911	172,583	61%
15	400/ JB	25	23	2	899,659	891,166	8,493	99%
16	401/ JB	107	101	6	2,468,441	2,461,174	7,267	100%
17	438/ JB	8	2	6	6,540	3,270	3,270	50%
18	469/ JB	83	48	35	3,456,799	3,270,818	185,981	95%
19	388/ JB Interchange	10	10	0	-	-	-	-
	401/ JB Interchange	29	23	6	-	-	-	-
B	District Jhang							
20	487/ JB	118	-	118	3,024,341	0	3,024,341	0%
21	488/ JB	49	34	15	1,476,405	1,458,736	17,669	99%
22	489/ JB	212	138	74	2,902,534	2,603,043	299,491	90%
23	490/ JB	222	177	45	5,583,116	5,163,998	419,118	92%
24	406/ JB	75	57	18	1,749,041	1,469,073	279,968	84%
25	505/ JB	26	21	5	1,410,596	1,287,089	123,507	91%
25	494/ JB	88	76	12	2,138,171	1,922,632	215,539	90%
27	496/ JB	65	18	47	673,620	308,992	364,628	46%
28	KaloWala	224	88	136	3,647,276	3,402,150	245,126	93%
29	500/ JB	92		92	1,755,990	0	1,755,990	0%
30	504/ JB	180		180	2,758,654	0	2,758,654	0%
31	501/ JB	104	22	82	1,876,163	1,256,730	619,433	67%
32	RakhKotla	29	26	3	1,489,076	1,887,681	(398,605)	127%
33	7 Gagh	37	23	14	718,991	685,140	33,851	95%
	487/ JB Interchange	23		23	489,274		489,274	0%
	RakhKotla Interchange	15		15	410,385		410,385	0%
	Total	3587	2121 (59%)	1466 (41%)	76601438	63971847	12629591	84%

b) Livelihood Allowances

Sr. No.	Village	No of DPs			Total Amount (Rs.)	Amount Disbursed (Rs.)	Balanced Amount (Rs.)	Amount Disbursed (%age)
		Total	Paid	Un Paid				
A	District Toba Tek Singh							
1	304/ JB	4	1	3	158,520	39,630	118,890	25%
2	305/ JB	-	-	-	-	-	-	-
3	307/ JB	-	-	-	-	-	-	-
4	310/ JB	-	-	-	-	-	-	-
5	311/ JB	-	-	-	-	-	-	-
6	317/ JB	1	-	1	39,630		39,630	0%
8	360/ JB	-	-	-	-	-	-	-
7	378/ JB	-	-	-	-	-	-	-
9	383/ JB	-	-	-	-	-	-	-
10	384/ JB	-	-	-	-	-	-	-
11	385/ JB	-	-	-	-	-	-	-
12	390/ JB	-	-	-	-	-	-	-
13	396/ JB	4	3	1	158,520	128,108	30,412	81%
14	398/ JB	-	-	-	-	-	-	-
15	400/ JB	-	-	-	-	-	-	-
16	401/ JB	-	-	-	-	-	-	-
17	438/ JB	-	-	-	-	-	-	-
18	469/ JB	-	-	-	-	-	-	-
19	388/ JB Interchange	-	-	-	-	-	-	-
	401/ JB Interchange	-	-	-	-	-	-	-
B	District Jhang							
20	487/ JB	-	-	-	-	-	-	-
21	488/ JB	-	-	-	-	-	-	-
22	489/ JB	-	-	-	-	-	-	-
23	490/ JB	-	-	-	-	-	-	-
24	406/ JB	-	-	-	-	-	-	-
25	505/ JB	-	-	-	-	-	-	-
25	494/ JB	-	-	-	-	-	-	-
27	496/ JB	-	-	-	-	-	-	-
28	KaloWala	3	2	1	118,080	79,260	38,820	67%
29	500/ JB	1	1	-	39,630	39,630	-	100%
30	504/ JB	1	1	-	39,360	39,360	-	100%
31	501/ JB	4	4	-	151,582	151,582	-	100%
32	RakhKotla	-	-	-	-	-	-	-
33	7 Gagh	3	3	-	118,890	118,890	-	100%
	487/ JB Interchange	-	-	-	-	-	-	-
	RakhKotla Interchange	-	-	-	-	-	-	-
	Total	21	15 (71%)	6 (29%)	824,212	596,460	227,752	72%

c) Transport Allowances

Sr. No.	Village	No of DPs			Total Amount (Rs.)	Amount Disbursed (Rs.)	Balanced Amount (Rs.)	Amount Disbursed (%age)
		Total	Paid	Un Paid				
A	District Toba Tek Singh							
1	304/ JB	5	1	4	85,000	15,000	70,000	18%
2	305/ JB	-	-	-	-	-	-	-
3	307/ JB	-	-	-	-	-	-	-
4	310/ JB	1	1	-	25,000	15,000	10,000	60%
5	311/ JB	1	1	-	10,000	10,000		100%
6	317/ JB	1	1	-	15,000	6,000	9,000	40%
8	360/ JB	-	-	-	-	-	-	-
7	378/ JB	-	-	-	-	-	-	-
9	383/ JB	1	1	-	10,000	10,000	-	100%
10	384/ JB			-				
11	385/ JB	1	1	-	10,000	10,000		100%
12	390/ JB	1	1	-	10,000	10,000		100%
13	396/ JB	9	7	2	80,000	40,436	39,564	51%
14	398/ JB	-	-	-	-	-	-	-
15	400/ JB	-	-	-	-	-	-	-
16	401/ JB	1	1	-	10,000	10,000		100%
17	438/ JB	-	-	-	-	-	-	-
18	469/ JB	-	-	-	-	-	-	-
19	388/ JB Interchange	2	2	-	20,000	20,000	-	100%
	401/ JB Interchange	-	-	-	-	-	-	-
B	District Jhang							
20	487/ JB	1	1	-	20,000	20,000	-	100%
21	488/ JB	-	-	-	-	-	-	-
22	489/ JB	1		1	10,000		10,000	0%
23	490/ JB	1	1	-	30,000	30,000	-	100%
24	406/ JB	-	-	-	-	-	-	-
25	505/ JB	-	-	-	-	-	-	-
25	494/ JB	3	2	1	40,000	20,000	20,000	50%
27	496/ JB	5	0	5	65,000		65,000	0%
28	KaloWala	6	6	0	85,000	85,000	-	100%
29	500/ JB	3	3	0	45,000	45,000	-	100%
30	504/ JB	5	3	2	65,000	45,000	20,000	69%
31	501/ JB	7	7	-	100,000	100,000	-	100%
32	RakhKotla	3	3	-	30,000	30,000	-	100%
33	7 Gagh	4	4	-	55,000	55,000	-	100%
	487/ JB Interchange	-	-	-	-	-	-	-
	RakhKotla Interchange	1	1	0	10,000	10,000	0	100%
	Total	63	48 (76%)	15 (24%)	830,000	586,436	243,564	71%

d) Business Allowances

Sr. No.	Village	No of DPs			Total Amount (Rs.)	Amount Disbursed (Rs.)	Balanced Amount (Rs.)	Amount Disbursed (%age)
		Total	Paid	Un Paid				
A	District Toba Tek Singh							
1	304/ JB	1		1	79,260	-	-	0%
2	305/ JB	-	-	-	-	-	-	-
3	307/ JB	-	-	-	-	-	-	-
4	310/ JB	1	1	-	210,000	210,000	0	100%
5	311/ JB	1	1	-	39,630	39,630	0	100%
6	317/ JB	-	-	-	-	-	-	-
8	360/ JB	-	-	-	-	-	-	-
7	378/ JB	-	-	-	-	-	-	-
9	383/ JB	1	1	-	39,630	39,630	0	100%
10	384/ JB	-	-	-	-	-	-	-
11	385/ JB	3	2	1	118,890	79,260	39630	67%
12	390/ JB	1	1	-	39,630	39,630	0	100%
13	396/ JB	2	1	1	79,260	39,630	39630	50%
14	398/ JB	-	-	-	-	-	-	-
15	400/ JB	-	-	-	-	-	-	-
16	401/ JB	1	1	-	39630	39630	0	100%
17	438/ JB	-	-	-	-	-	-	-
18	469/ JB	-	-	-	-	-	-	-
	383/ JB Interchange	2		2	79,260	-	-	0%
19	388/ JB Interchange	-	-	-	-	-	-	-
	401/ JB Interchange	-	-	-	-	-	-	-
B	District Jhang							
20	487/ JB	1	1	0	79,260	79,260	0	100%
21	488/ JB	-	-	-	-	-	-	-
22	489/ JB	1	-	1	39,630	-	39,630	0%
23	490/ JB	1	1	0	118,890	118,890	0	100%
24	406/ JB	-	-	-	-	-	-	-
25	505/ JB	-	-	-	-	-	-	-
25	494/ JB	2	2	0	79,260	79,260	0	100%
27	496/ JB	4	-	4	198,150	-	198,150	0%
28	KaloWala	4	4	0	158,520	158,520	0	100%
29	500/ JB	3	3	0	118,890	118,890	0	100%
30	504/ JB	5	3	2	198,150	118,890	79,260	60%
31	501/ JB	4	4	0	158,520	158,520	0	100%
32	RakhKotla	3	3	0	118,890	118,890	0	100%
33	7 Gagh	1	1	0	39,630	39,630	0	100%
	487/ JB Interchange	-	-	-	-	-	-	-
	RakhKotla Interchange	1	1	0	39,630	39,630	0	100%
	Total	43	31 (72%)	12 (28%)	2,072,610	1517790	396300	73%

e) Vulnerable Allowances

Sr. No.	Village	No of DPs			Total Amount (Rs.)	Amount Disbursed (Rs.)	Balanced Amount (Rs.)	Amount Disbursed (%age)
		Total	Paid	Un Paid				
A	District Toba Tek Singh							
1	304/ JB	5	1	4	198,150	39,630	158,520	20%
2	305/ JB	1	1	-	39,630	39,630	-	100%
3	307/ JB	1	1	-	39,630	39,630	-	100%
4	310/ JB	-	-	-	-	-	-	-
5	311/ JB	1	1	-	39,630	39,630	-	100%
6	317/ JB	1	-	1	39,630		39,630	0%
8	360/ JB	-	-	-	-	-	-	-
7	378/ JB	1	1	-	39,630	39,630	-	100%
9	383/ JB	-	-	-	-	-	-	-
10	384/ JB	-	-	-	-	-	-	-
11	385/ JB	-	-	-	-	-	-	-
12	390/ JB	-	-	-	-	-	-	-
13	396/ JB	3	3	-	118,890	118,890	-	100%
14	398/ JB	-	-	-	-	-	-	-
15	400/ JB	-	-	-	-	-	-	-
16	401/ JB	1	1	-	39,630	39,630	-	100%
17	438/ JB			-			-	
18	469/ JB	2	-	2	79,260	79,260	-	100%
19	388/ JB Interchange	-	-	-	-	-	-	-
	401/ JB Interchange	-	-	-	-	-	-	-
B	District Jhang							
20	487/ JB	-	-	-	-	-	-	-
21	488/ JB	-	-	-	-	-	-	-
22	489/ JB	-	-	-	-	-	-	-
23	490/ JB	-	-	-	-	-	-	-
24	406/ JB	-	-	-	-	-	-	-
25	505/ JB	-	-	-	-	-	-	-
25	494/ JB	-	-	-	-	-	-	-
27	496/ JB	-	-	-	-	-	-	-
28	KaloWala	2	2	0	79,260	79,260	0	100%
29	500/ JB	-	-	-	-	-	-	-
30	504/ JB	-	-	-	-	-	-	-
31	501/ JB	1	1	0	39,630	39,630	0	100%
32	RakhKotla	-	-	-	-	-	-	-
33	7 Gagh	3	1	2	118,890	39,630	79,260	33%
	487/ JB Interchange	-	-	-	-	-	-	-
	RakhKotla Interchange	-	-	-	-	-	-	-
	Total	22	13 (59%)	9 (41%)	871,860	594,450	277,410	68%

f) Employment Losses Allowances

Sr. No.	Village	No of DPs			Total Amount (Rs.)	Amount Disbursed (Rs.)	Balanced Amount (Rs.)	Amount Disbursed (%age)
		Total	Paid	Un Paid				
A	District Toba Tek Singh							
1	304/ JB	-	-	-	-	-	-	-
2	305/ JB	-	-	-	-	-	-	-
3	307/ JB	-	-	-	-	-	-	-
4	310/ JB	5	-	5	198,150		198150	0%
5	311/ JB	-	-	-	-	-	-	-
6	317/ JB	-	-	-	-	-	-	-
8	360/ JB	-	-	-	-	-	-	-
7	378/ JB	-	-	-	-	-	-	-
9	383/ JB	-	-	-	-	-	-	-
10	384/ JB	-	-	-	-	-	-	-
11	385/ JB	-	-	-	-	-	-	-
12	390/ JB	-	-	-	-	-	-	-
13	396/ JB	-	-	-	-	-	-	-
14	398/ JB	-	-	-	-	-	-	-
15	400/ JB	-	-	-	-	-	-	-
16	401/ JB	-	-	-	-	-	-	-
17	438/ JB	-	-	-	-	-	-	-
18	469/ JB	-	-	-	-	-	-	-
19	388/ JB Interchange	-	-	-	-	-	-	-
	401/ JB Interchange	-	-	-	-	-	-	-
B	District Jhang							
20	487/ JB	1	-	1	39,630	-	39,630	0%
21	488/ JB	-	-	-	-	-	-	-
22	489/ JB	-	-	-	-	-	-	-
23	490/ JB	-	-	-	-	-	-	-
24	406/ JB	-	-	-	-	-	-	-
25	505/ JB	-	-	-	-	-	-	-
25	494/ JB	-	-	-	-	-	-	-
27	496/ JB	-	-	-	-	-	-	-
28	KaloWala	-	-	-	-	-	-	-
29	500/ JB	-	-	-	-	-	-	-
30	504/ JB	-	-	-	-	-	-	-
31	501/ JB	-	-	-	-	-	-	-
32	RakhKotla	-	-	-	-	-	-	-
33	7 Gagh	-	-	-	-	-	-	-
	487/ JB Interchange	-	-	-	-	-	-	-
	RakhKotla Interchange	-	-	-	-	-	-	-
	Total	6	- (0%)	6 (100%)	237,780		237780	0%

g) Replacement Cost

Sr. No.	Village	No of DPs			Total Amount (Rs.)	Amount Disbursed (Rs.)	Balanced Amount (Rs.)	Amount Disbursed (%age)
		Total	Paid	Un Paid				
A	District Toba Tek Singh							
1	304/ JB	74	-	74	2,211,867	-	2,211,867	0%
2	305/ JB	135	-	135	2,024,868	-	2,024,868	0%
3	307/ JB	186	-	186	1,874,472	-	1,874,472	0%
4	310/ JB	163	-	163	2,332,598	-	2,332,598	0%
5	311/ JB	411	-	411	2,247,485	-	2,247,485	0%
6	317/ JB	8	-	8	95,228	-	95,228	0%
8	360/ JB	-	-	-	-	-	-	-
7	378/ JB	-	-	-	-	-	-	-
9	383/ JB	-	-	-	-	-	-	-
10	384/ JB	-	-	-	-	-	-	-
11	385/ JB	-	-	-	-	-	-	-
12	390/ JB	-	-	-	-	-	-	-
13	396/ JB	36	-	36	2,211,867	-	2,211,867	0%
14	398/ JB	95	-	95	194,215	-	194,215	0%
15	400/ JB	25	-	25	393,979	-	393,979	0%
16	401/ JB	-	-	-	-	-	-	-
17	438/ JB	-	-	-	-	-	-	-
18	469/ JB	83	-	83	48,330	-	48,330	0%
19	388/ JB Interchange	-	-	-	-	-	-	-
	401/ JB Interchange	-	-	-	-	-	-	-
B	District Jhang							
20	487/ JB	31	-	31	1,150,640	-	1,150,640	0%
21	488/ JB	-	-	-	-	-	-	-
22	489/ JB	-	-	-	-	-	-	-
23	490/ JB	-	-	-	-	-	-	-
24	406/ JB	-	-	-	-	-	-	-
25	505/ JB	-	-	-	-	-	-	-
25	494/ JB	-	-	-	-	-	-	-
27	496/ JB	-	-	-	-	-	-	-
28	KaloWala	-	-	-	-	-	-	-
29	500/ JB	-	-	-	-	-	-	-
30	504/ JB	-	-	-	-	-	-	-
31	501/ JB	-	-	-	-	-	-	-
32	RakhKotla	-	-	-	-	-	-	-
33	7 Gagh	-	-	-	-	-	-	-
	487/ JB Interchange	-	-	-	-	-	-	-
	RakhKotla Interchange	-	-	-	-	-	-	-
	Total	1247	-	1247 (100%)	14,785,549	-	14,785,549	-

h) Electricity Allowances

Sr. No.	Village	No of DPs			Total Amount (Rs.)	Amount Disbursed (Rs.)	Balanced Amount (Rs.)	Amount Disbursed (%age)
		Total	Paid	Un Paid				
A	District Toba Tek Singh							
1	304/ JB	5	1	4	200,000	40,000	160,000	20%
2	305/ JB	-	-	-	-	-	-	-
3	307/ JB	-	-	-	-	-	-	-
4	310/ JB	1	-	1	40,000	-	40,000	0%
5	311/ JB	-	-	-	-	-	-	-
6	317/ JB	1	-	1	40,000	-	40,000	0%
8	360/ JB	-	-	-	-	-	-	-
7	378/ JB	-	-	-	-	-	-	-
9	383/ JB	-	-	-	-	-	-	-
10	384/ JB	-	-	-	-	-	-	-
11	385/ JB	-	-	-	-	-	-	-
12	390/ JB	-	-	-	-	-	-	-
13	396/ JB	4	2	2	160,000	80,000	80,000	50%
14	398/ JB	-	-	-	-	-	-	-
15	400/ JB	-	-	-	-	-	-	-
16	401/ JB	-	-	-	-	-	-	-
17	438/ JB	-	-	-	-	-	-	-
18	469/ JB	-	-	-	-	-	-	-
19	388/ JB Interchange	-	-	-	-	-	-	-
	401/ JB Interchange		-	-	-	-	-	-
B	District Jhang							
20	487/ JB	1	1	-	40,000	40,000	-	100%
21	488/ JB	-		-	-		-	
22	489/ JB	-		-	-		-	
23	490/ JB	1	1	-	40,000	40,000	-	100%
24	406/ JB	-		-	-		-	
25	505/ JB	-		-	-		-	
25	494/ JB	1		1	40,000		40,000	0%
27	496/ JB	2		2	80,000		80,000	0%
28	KaloWala	2	2	-	80,000	80,000	-	100%
29	500/ JB	1		1	40,000		40,000	0%
30	504/ JB	1	1	-	40,000	40,000	-	100%
31	501/ JB	4		4	160,000		160,000	0%
32	RakhKotla	-		-	-		-	
33	7 Gagh	3	3	-	120,000	120,000	-	100%
	487/ JB Interchange	-		-	-			
	RakhKotla Interchange	-		-	-			
	Total	27	11 (41%)	16 (59%)	1,080,000	440,000	640,000	41%

i) House Rent Allowances

Sr. No.	Village	No of DPs			Total Amount (Rs.)	Amount Disbursed (Rs.)	Balanced Amount (Rs.)	Amount Disbursed (%age)
		Total	Paid	Un Paid				
A	District Toba Tek Singh							
1	304/ JB	4	1	3	144,000	36,000	108,000	25%
2	305/ JB	-	-	-	-	-	-	-
3	307/ JB	-	-	-	-	-	-	-
4	310/ JB	-	-	-	-	-	-	-
5	311/ JB	-	-	-	-	-	-	-
6	317/ JB	1	-	1	36,000	-	36,000	0%
8	360/ JB	-	-	-	-	-	-	-
7	378/ JB	-	-	-	-	-	-	-
9	383/ JB	-	-	-	-	-	-	-
10	384/ JB	-	-	-	-	-	-	-
11	385/ JB	-	-	-	-	-	-	-
12	390/ JB	-	-	-	-	-	-	-
13	396/ JB	4	4	-	144,000	144,000	-	100%
14	398/ JB	-	-	-	-	-	-	-
15	400/ JB	-	-	-	-	-	-	-
16	401/ JB	-	-	-	-	-	-	-
17	438/ JB	-	-	-	-	-	-	-
18	469/ JB	-	-	-	-	-	-	-
19	388/ JB Interchange	-	-	-	-	-	-	-
	401/ JB Interchange	-	-	-	-	-	-	-
B	District Jhang							
20	487/ JB	-	-	-	-	-	-	-
21	488/ JB	-	-	-	-	-	-	-
22	489/ JB	-	-	-	-	-	-	-
23	490/ JB	-	-	-	-	-	-	-
24	406/ JB	-	-	-	-	-	-	-
25	505/ JB	-	-	-	-	-	-	-
25	494/ JB	-	-	-	-	-	-	-
27	496/ JB	1	-	1	40,000	-	40,000	-
28	KaloWala	3	2	1	120,000	72,000	48,000	60%
29	500/ JB	1	1	-	40,000	36,000	4,000	90%
30	504/ JB	1	1	-	40,000	36,000	4,000	90%
31	501/ JB	4	4	-	160,000	120,900	39,100	76%
32	RakhKotla	3	3	-	108,000	108,000	-	100%
33	7 Gagh	3	-	3	120,000	-	120,000	0%
	487/ JB Interchange	-	-	-	-	-	-	-
	RakhKotla Interchange	-	-	-	-	-	-	-
	Total	25	16 (64%)	9 (36%)	952,000	552,900	399,100	58%

Annex-6: Notification and List of APCs & GRCs Constituted at Village Level**NATIONAL HIGHWAY AUTHORITY**
Office of the Director (LM&IS) M-4Kamalpur Interchange, Sargodha Road, FaisalabadPh:041-8879154-55, Fax:8879153No: ()Dir/(Land)/M-4/NHA/2015/3650^B20th March, 2015Subject: - **CIRCULAR**

It is hereby circulated that APC's & GRC's have been constituted at all villages (32) falling in Section-II (Gojra-Shorkot) M-4 project.

2. The list is attached.

Shoukat 20/3/15
(Shoukat Hussain Balouch)
Director (Land) M-4

Copy to:-

- Member (Central Zone) NHA, Lahore
- Member (Coordination) NHA, Islamabad
- G.M (EALS) NHA, Islamabad
- G.M (M-4) NHA, Faisalabad
- C.C.A.P, NHA, Faisalabad
- Director (L&S) HQ, NHA, Islamabad
- A.D (Land) M-4 NHA, Faisalabad
- L.A.O (M-4) NHA, Faisalabad

a) List of Affected Persons Committees (APCs)

Village	Name	Designation
304-JB	Muhammad Mustafa S/o Muhammad Hasham	President
	Muhammad Akram S/o Muhammad Hussain	General Secretary
	Muhammad Mansha S/o Nazar Muhammad	Member
	Muhammad Arif S/o Nazar Muhammad	Member
	Muhammad Zaman S/o Nazar Muhammad	Member
305-JB	Asmat Abbas S/o Ghulam Abbas	President
	FaryadHussain s/o Muhammad Aslam	General Secretary
	Muhammad Afzal S/o Sardar Khan	Member
	Basharat Ali S/o Ghulam Mohi-ul Din	Member
307-JB	Haji Asghar Ali S/o GhulamNabi	President
	Muhammad AsifNaeem S/o GhulamRasool	General Secretary
	Qasim Ali S/o GhulamHaider	Member
	Muhammad Akram S/o Allah Ditta	Member
	Farzand Ali S/o Muhammad Sadiq	Member
360-JB	Munir Ahmad S/o Ghulam Muhammad	President
	Muhammad Aslam S/o Sardar Muhammad	General Secretary
	Muhammad Aslam S/o Ghulam Muhammad	Member
	Muhammad Akram S/o Muhammad yousaf	Member
310-JB	ZafarIqbal S/o Muhammad Iqbal	President
	Nazar Hayat S/o Muhammad Khan	General Secretary
	NaveedRaza S/o Fateh Muhammad	Member
	Muhammad Ijaz S/o Muhammad Sarwar	Member
311-JB	AhsanUllah S/o Muhammad Ishaq	President
	SaifUllah S/o NaazarHussain	General Secretary
	ZafarHussain S/o Naazar Hussain	Member
	Muhammad Azam S/o Muhammad Siddique	Member
	Qamar Abbas S/o Allah Ditta	Member
438-JB	Zafarullah Khan S/o Ghulam Rasool	President
	Umar Hayat S/o Ghulam Ali	General Secretary
	Ghulam Ali S/o Muhammad Ali	Member
	Talib Hussain S/o Muhammad Ali	Member
	Muhammad Arif S/o talibHussain	Member
317-JB	Muhammad Afzal S/o Muhammad Siddique	President
	Muhammad Ashraf S/o GhulamRasool	General Secretary
	Muhammad Asif S/o Muhammad Maghzan	Member
	Shahid Iqbal S/o Muhammad Maghzan	Member
378-JB	Farooq Azam S/o Muhammad Irshad	President
	Muhammad Mohsin S/o Muhammad Arshad	General Secretary

Village	Name	Designation
	Muhammad Tariq S/o Abdul Ghafoor	Member
	Zafar Iqbal S/o Muhammad Irshad	Member
	Master Dildar S/o Muhammad Tofail	Member
385-JB	Abdul Sattar S/o Wali Muhammad	President
	Muhammad Akhtar S/o Abdul Karim	General Secretary
	Muhammad Akram S/o GhulamGhous	Member
	Abdullah S/o Muhammad Tofail	Member
	Mehmood Khalid S/o Muhammad Yaseen	Member
384/JB	Sultan Baksh S/o Muhammad Mushtaq	President
	Muhammad Javaid S/o Abdul Aziz	General Secretary
	ParwaizHussain S/o Muhammad Yousaf	Member
	Imran Nadeem S/o Muhammad Fazil	Member
	Muhammad Nawaz S/o Muhammad Ashraf	Member
383/JB	Saeed Ahmad S/o Allah Ditta	President
	Muhammad Ijaz S/o Qasim Ali	General Secretary
	Muhammad Yaqoob S/o Muhammad Ismail	Member
	Liaqat Ali S/o Muhammad Khalil	Member
	WaheedAkhtar S/o Manzoor Ahmad	Member
390/JB	ShahzadAalam S/o MunawarHussain	President
	Muhammad Ragique S/o GhulamQadir	General Secretary
	KhawarJavaid S/o Allah Ditta	Member
	Munawar Hussain S/o Noor Muhammad	Member
	Usman Sajid S/o SajidJavaid	Member
469/JB	Mazhar Abbas S/o Muhammad Nawaz	President
	Noor Ahmad S/o Allah Baksh	General Secretary
	Safdar Ali S/o Ghulam Muhammad	Member
	Sajjad Hussain S/o Ghulam Muhammad	Member
396/JB	Muhammad Riaz S/o Raheem Dad	President
	Liaqat Ali S/o Muhammad Aslam	General Secretary
	Nazir Aasi S/o Muhammad Waryam	Member
	Muhammad Ayaz S/o Kalay Khan	Member
398/JB	Faqeer Muhammad S/o Ameer Din	President
	Muhammad Zafar S/o PeeranDitta	General Secretary
	Khalid Mehmood S/o Ahmad Ali	Member
	Muhammad Azeem S/o Muhammad Yaqoob	Member
400/JB	Muhammad Sadiq S/o Charagh Din	President
	Zahid Ali S/o Muhammad Sadiq	General Secretary
	Muhammad Javaid S/o Muhammad Ismail	Member
	Liaqat Ali S/o Ashiq Ali	Member
	Noor Muhammad S/o Charagh Din	Member

Village	Name	Designation
401/JB	Muhammad Tariq S/o Muhammad Aslam	President
	Muhammad Amir Shahzad S/o Taj Muhammad	General Secretary
	Abdul Razzaq S/o Jalal Din	Member
	MoosaRehman S/o Muhammad ZafarYaseen	Member
	Waqas Sharif S/o Muhammad Sharif	Member
487/JB	Muhammad Ashraf S/o TalibHussain	President
	Ghulam Mustafa S/o Jalal Din	General Secretary
	Muhammad Asghar S/o Mukhtar Ali	Member
	Abdul Rasheed S/o Kamal Din	Member
	Muhammad Jameel S/o Talib Hussain	Member
488/JB	Tasawar Abbas S/o GhulamFareed	President
	Babar Ali S/o Ashiq Ali	General Secretary
	Kazim Ali S/o Faiz Khan	Member
	Rajab Ali S/o Ghulam Khan	Member
489/JB	Iftikhar Ahmad S/o Abdullah Khan	President
	Muhammad Asif S/o Muhammad Afzal	General Secretary
	Ghulam Mustafa S/o Muhammad Hussain	Member
	Muhammad Aslam S/o Muhammad Boota	Member
490/JB	Shahbaz Ahmad S/o Niaz Ahmad	President
	Akhtar Ali S/o Zafar Ali	General Secretary
	ZafarUllah S/o Muhammad Khan	Member
	Ijaz Ahmad S/o Sultan Ahmad	Member
406/JB	Muhammad Ishaq S/o Muhammad Haneef	President
	GhulamRasool S/o Ahmad	General Secretary
	Sajjad Akbar S/o Muhammad Akbar	Member
	Muhammad Ishtiaq S/o Muhammad Haneef	Member
	Muhammad Farooq S/o Muhammad Iqbal	Member
505/JB	Mehmood S/o Manak	President
	Lal Din S/o Manak	General Secretary
	Ghulam Abbas S/o Muhammad Iqbal	Member
	Muhammad Nawaz S/o Muhammad Khan	Member
	Mukhtar Ahmad S/o Muhammad Khan	Member
494/JB	Mehmood S/o Manak	President
	Zahoor Ahmad S/o Muhammad Shafi	General Secretary
	Lal Din S/o Manak	Member
	Muhammad Jameel S/o Muhammad Sadiq	Member
	LalKabeer S/o Muhammad Fazil	Member
496/JB	Liaqat Ali S/o Muhammad Sarwar	President
	Khursheed Ahmad S/o Khan Muhammad	General Secretary
	Bashir Ahmad S/o Nawab	Member

Village	Name	Designation
	Manzoor Ahmad S/o Baig	Member
	Muhammad Ishaq S/o Muhammad Nawaz	Member
Kalo Wala	Muhammad Jameel S/o Muhammad Sadiq	President
	AzharParwaiz S/o Muhammad Arif	General Secretary
	Muhammad Waqas Khalil S/o Khalil Ahmad	Member
	Zahoor Ahmad S/o MianAnayait	Member
500/JB	Muhammad Hibib S/o Pehalwan	President
	Muhammad Ramzan S/o Asghar Ali	General Secretary
	Munir Ahmad S/o Noor Muhammad	Member
	Bashir Ahmad S/o Noor Muhammad	Member
504/JB	Akhtar Ali S/o Muhammad Azam	President
	Zafar Iqbal S/o Muhammad Azam	General Secretary
	GhulamHaider S/o Muhammad Sharif	Member
	Mazhar Ali S/o Muhammad Azam	Member
	Muhammad Nawaz S/o Fateh Muhammad	Member
501/JB	Shoukat Maqsood S/o Muhammad Akram	President
	Faiz Ahmad S/o Ferooz Din	General Secretary
	Naseer Ahmad S/o Saeed Muhammad	Member
	Allah Wasaaya S/o KhudaBaksh	Member
	Niaz Ahmad S/o Ferooz Din	Member
RakhKotla	Ijaz Hussain S/o Talib Husain	President
	Tanveer Hussain S/o Muhammad Jafar	General Secretary
	Muhammad Afzal S/o Lal Muhammad	Member
	Abid Khan S/o Pehalwan Khan	Member
07 Ghagh	Abdul Kareem S/o Muhammad Fazil	President
	Muhammad Ramzan S/o Nadir Khan	General Secretary
	Doost Muhammad S/o Bahadar Khan	Member
	Muhammad Afzal S/o Adil Khan	Member

b) List of Grievance Redressal Committees (GRCs)

Village	Name	Designation
304-JB	Muhammad Mustafa S/o Muhammad Hasham	President
	Muhammad Akram S/o Muhammad Hussain	General Secretary
	Muhammad Mansha S/o Nazar Muhammad	Member
	Ghulam Murtaza S/o Muhammad Hasham	Member
305-JB	Nasrullah S/o GhulamMohi-ul Din	President
	Asmat Abbas S/o Ghulam Abbas	General Secretary
	Nasir Hussain s/o Muhammad Aslam	Member
	Muhammad Nawaz s/o Ghulam Ahmad	Member

Village	Name	Designation
307-JB	Haji Asghar Ali S/o GhulamNabi	President
	Muhammad AsifNaeem S/o GhulamRasool	General Secretary
	Muhammad Yousaf S/o GhulamRasool	Member
	Muhammad Qaisar S/o Ghulam Mustafa	Member
360-JB	Muhammad Aslam S/o Sardar Muhammad	President
	Munir Ahmad S/o Ghulam Muhammad	General Secretary
	Muhammad Akram S/o Muhammad yousaf	Member
	Muhammad Ashraf S/o Aalam Din	Member
	Muhammad Saleem S/o Muhammad Din	Member
310-JB	Zafar Iqbal S/o Muhammad Iqbal	President
	Nazar Hayat S/o Muhammad Khan	General Secretary
	Mazhar Iqbal S/o Muhammad Khan	Member
311-JB	Ahsan Ullah S/o Muhammad Ishaq	President
	SaifUllah S/o NaazarHussain	General Secretary
	Khan Muhammad S/o Muhammad Ishaq	Member
438-JB	Zafar Ullah Khan S/o GhulamRasool	President
	Umar Hayat S/o Ghulam Ali	General Secretary
	Abbas Ali S/o TalibHussain	Member
317-JB	Muhammad Ashraf S/o GhulamRasool	President
	Muhammad Afzal S/o Muhammad Siddique	General Secretary
	Muhammad Asif S/o Muhammad Maghzan	Member
	Muhammad Yousaf S/o Muhammad Maghzan	Member
378-JB	Muhammad Mohsin S/o Muhammad Arshad	President
	FarooqAzam S/o Muhammad Irshad	General Secretary
	Muhammad Aqeel S/o Muhammad Arshad	Member
	Muhammad Ashraf S/o Abdul Aziz	Member
385-JB	Abdul Sattar S/o Wali Muhammad	President
	Muhammad Akhtar S/o Abdul Karim	General Secretary
	Muhammad Farooq S/o Abdul Rasheed	Member
	Muhammad Javaid S/o Muhammad Din	Member
384/JB	Sultan Baksh S/o Muhammad Mushtaq	President
	Nasir Mehmood S/o TalibHussain	General Secretary
	Muhammad Riaz S/o TalibHussain	Member
	Muhammad Hafeez S/o Abdul	Member
383/JB	Liaqat Ali S/o Muhammad Saleem	President
	Muhammad Rasheed S/o Allah Ditta	General Secretary
	Waheed Akhtar S/o Manzoor Ahmad	Member
	Muhammad Ijaz S/o Qasim Ali	Member
390/JB	Munawar Hussain S/o Noor Muhammad	President

Village	Name	Designation
	Shahzad Aalam S/o Munawar Hussain	General Secretary
	Muhammad Imran Sajid S/o SajidJavaid	Member
	Muhammad Riaz S/o Rustam Ali	Member
469/JB	Mazhar Abbas S/o Muhammad Nawaz	President
	Noor Ahmad S/o Allah Baksh	General Secretary
	Muhammad Riaz S/o Dildar	Member
	Sultan S/o Sher Muhammad	Member
396/JB	Muhammad Ayaz S/o Kalay Khan	President
	Muhammad Riaz S/o RaheemDaad	General Secretary
	Muhammad Anwar S/o GhulamHussain	Member
398/JB	Faqeer Muhammad S/o Ameer Din	President
	Muhammad Ali S/o Lal Din	General Secretary
	Muhammad Tahir S/o Abdul Majeed	Member
	Muhammad Nawaz S/o Shameer	Member
400/JB	Zahid Ali S/o Muhammad Sadiq	President
	Muhammad Sadiq S/o Charagh Din	General Secretary
	Zafar Ali S/o Ashiq Ali	Member
	Nasir Ali S/o Ashiq Ali	Member
401/JB	MoosaRehman S/o Muhammad ZafarYaseen	President
	Waqar Sharif S/o Muhammad Sharif	General Secretary
	Muhammad Amir Shahzad S/o Taj Muhammad	Member
	Muhammad Akram S/o GhulamNabi	Member
487/JB	Muhammad Ashraf S/o TalibHussain	President
	Ghulam Shabbir S/o Faqeer Muhammad	General Secretary
	Ghulam Mustafa S/o Jalal Din	Member
	Abdul Sattar S/o Kamal Din	Member
488/JB	Babar Ali S/o Ashiq Ali	President
	Tasawar Abbas S/o GhulamFareed	General Secretary
	Ghulam Shabbir S/o Faqeer Khan	Member
	Muhammad Khursheed S/o Allah Ditta	Member
489/JB	Muhammad Asif S/o Muhammad Afzal	President
	Iftikhar Ahmad S/o Abdullah Khan	General Secretary
	Muhammad arif S/o Muhammad Boota	Member
	GhulamMurtaza S/o GhulamRasool	Member
490/JB	Shahbaz Ahmad S/o Niaz Ahmad	President
	Safdar S/o ZafarUllah	General Secretary
	Ijaz Ahmad S/o Sultan Ahmad	Member
	Allah Ditta S/o Muhammad Shafi	Member
406/JB	Muhammad Farooq S/o Muhammad Iqbal	President
	Muhammad Ishaq S/o Muhammad Haneef	General Secretary

Village	Name	Designation
	Muhammad Ishaq S/o Ahmad	Member
	Amir Hussain S/o Muhammad Haneef	Member
505/JB	Lal Din S/o Manak	President
	LalKabeer S/o Muhammad Fazil	General Secretary
	Muhammad Nawaz S/o Muhammad Khan	Member
	Raees Abbas S/o Muhammad Khan	Member
494/JB	Mehmood S/o Manak	President
	Muhammad Jameel S/o Muhammad Sadiq	General Secretary
	Zahoor Ahmad S/o Muhammad Shafi	Member
	Abdul Sattar S/o Muhammad Fazil	Member
	Muhammad Rafique S/o Sultan Mehmood	Member
496/JB	ArifFarooqi S/o Muhammad Siddique	President
	Liaqat Ali S/o Muhammad Sarwar	General Secretary
	Muhammad Iqbal S/o Baig	Member
	Muhammad Saeed S/o Mehtab	Member
KaloWala	Muhammad Jameel S/o Muhammad Sadiq	President
	AzharParwaiz S/o Muhammad Arif	General Secretary
	Muhammad Waqas Khalil S/o Khalil Ahmad	Member
	Zahoor Ahmad S/o MianAnayait	Member
500/JB	Muhammad Ramzan S/o Asghar Ali	President
	Munir Ahmad S/o Noor Muhammad	General Secretary
	GhulamMurtaza S/o Fateh Muhammad	Member
	Muhammad Irshaad S/o Muhammad Habib	Member
504/JB	KhadimHussain S/o Abdul Rasheed	President
	GhulamHaider S/o Muhammad Sharif	General Secretary
	Akhtar Ali S/o Muhammad Azam	Member
	Muhammad Sajjad S/o Muhammad Azam	Member
501/JB	Shoukat Maqsood S/o Muhammad Ikraam	President
	Aman Ullah S/o Muhammad Ramzan	General Secretary
	Faiz Ahmad S/o Ferooz Din	Member
	Raz Nawaz S/o MianFazil	Member
RakhKotla	Akhtar RazaYaseen S/o Muhammad Zafar	President
	Muhammad Ramzan S/o Muhammad Fazil	General Secretary
	Tanveer Hussain S/o Muhammad Jafar	Member
	AyyubHussain S/o Adil Khan	Member
07/Ghagh	Muhammad Ramzan S/o Nadir Khan	President
	Abdul Kareem S/o Muhammad Fazil	General Secretary
	Abdul Rehman S/o Doost Muhammad	Member
	Umar Hayat S/oMuhammad Nawaz	Member